



US00D744599S

(12) **United States Design Patent**
Gan

(10) **Patent No.:** **US D744,599 S**

(45) **Date of Patent:** **** Dec. 1, 2015**

(54) **CONSTRUCTION TOY SET CONNECTOR**

(75) Inventor: **Chon Seong Gan**, Foothill Ranch, CA (US)

(73) Assignee: **MerchSource, LLC**, Irvine, CA (US)

(**) Term: **14 Years**

(21) Appl. No.: **29/431,933**

(22) Filed: **Sep. 12, 2012**

(51) **LOC (10) Cl.** **21-01**

(52) **U.S. Cl.**

USPC **D21/504**

(58) **Field of Classification Search**

USPC D1/106, 125, 199; D21/478, 479, 484,
D21/499, 504, 506, 511, 301, 436, 488, 498,
D21/717, 713, 483; 273/317.7, 362, 277,
273/276, 156, 157, 160; 446/69, 105, 106,
446/121, 122, 124, 126, 476

CPC A63H 33/108

See application file for complete search history.

(56) **References Cited**

U.S. PATENT DOCUMENTS

1,915,835 A	6/1933	Pajeau	
1,916,634 A	7/1933	Pajeau	
2,920,400 A	1/1960	Subiuskey	
3,286,391 A	11/1966	Mengeringhausen	
3,461,574 A *	8/1969	Larsen et al.	434/403
3,632,147 A	1/1972	Finger	
3,648,404 A	3/1972	Ogsbury et al.	
3,822,499 A *	7/1974	De Vos	446/121
3,830,011 A	8/1974	Ochrymowich	
D236,234 S *	8/1975	Hansen	D26/6
3,921,360 A *	11/1975	Baldwin	52/655.2
4,172,549 A *	10/1979	Yoshida	229/116.1
D257,270 S *	10/1980	Gabriel	D21/498
D257,366 S *	10/1980	Gabriel	D21/502
5,049,105 A	9/1991	Glickman	
5,318,470 A	6/1994	Denny	
D369,630 S *	5/1996	Balanchi	D21/479

5,909,874 A *	6/1999	Daniel et al.	273/146
6,491,563 B1	12/2002	Bailey	
D474,864 S *	5/2003	Allegretti	D30/160
6,641,453 B1	11/2003	Morales et al.	
6,672,789 B2	1/2004	Chen	

(Continued)

OTHER PUBLICATIONS

“Uniform Polyhedron-43-t02.png.” commons.wikimedia.org. Web. Nov. 18, 2007.*

(Continued)

Primary Examiner — Robert M Spear

Assistant Examiner — Kendra L Hamilton

(74) *Attorney, Agent, or Firm* — Avyno Law P.C.

(57) **CLAIM**

I claim the ornamental design for a construction toy set connector, as shown and described.

DESCRIPTION

FIG. 1 is a perspective view of a construction toy set connector.

FIG. 2 is a top view of the construction toy set connector illustrated in FIG. 1.

FIG. 3 is a bottom elevation of the construction toy set connector illustrated in FIG. 1.

FIG. 4 is a front view of the construction toy set connector as illustrated in FIG. 1.

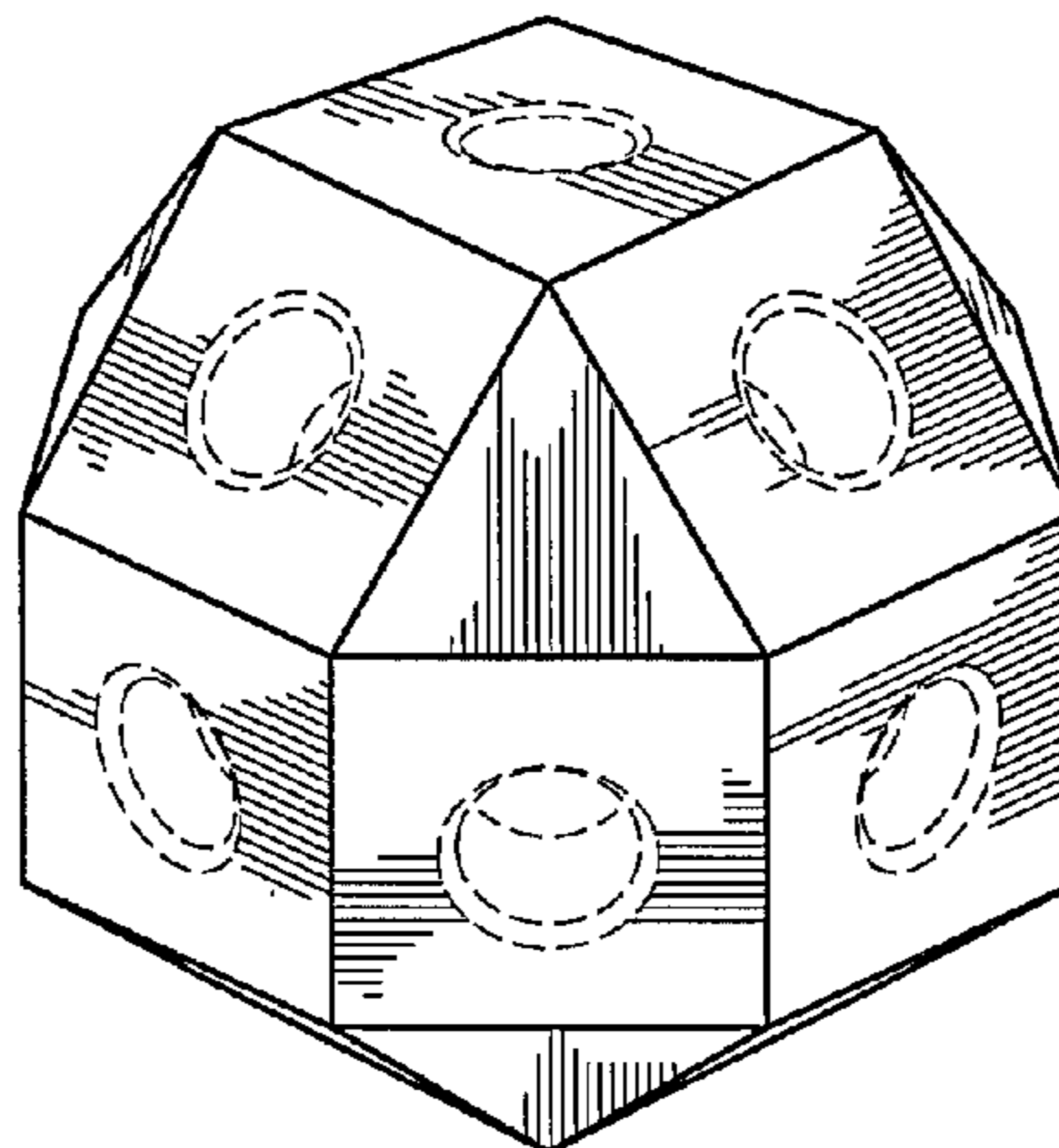
FIG. 5 is a back view of the construction toy set connector as illustrated in FIG. 1.

FIG. 6 is a left view of the construction toy set connector as illustrated in FIG. 1; and,

FIG. 7 is a right view of the construction toy set connector as illustrated in FIG. 1.

It is understood that all circular features are identical recesses with a sealed bottom having the exact depth shown in the lower central portion of FIG. 1.

1 Claim, 2 Drawing Sheets



(56)

References Cited

U.S. PATENT DOCUMENTS

6,702,640 B1 3/2004 Park
 D489,494 S * 5/2004 Silverglate D30/160
 D501,694 S * 2/2005 Cannon D99/99
 D507,966 S * 8/2005 Abgarian D9/416
 D512,108 S * 11/2005 Lin D21/499
 D531,229 S * 10/2006 Vanbeneden D21/386
 D559,554 S * 1/2008 Jones D6/300
 7,316,598 B1 1/2008 Lock
 D563,486 S * 3/2008 Slater et al. D21/498
 D614,481 S * 4/2010 Lewis D8/382
 D632,027 S * 2/2011 Johnston et al. D30/121
 D653,290 S * 1/2012 Han et al. D19/62
 D660,664 S * 5/2012 Hsu D8/25
 D660,919 S * 5/2012 Perrin D21/478

D692,507 S * 10/2013 Meys D21/502
 D702,774 S * 4/2014 Wizenberg et al. D21/499
 D702,891 S * 4/2014 Yang et al. D30/108
 8,801,491 B2 * 8/2014 Bruder 446/124
 8,961,259 B2 2/2015 Maggiore et al.
 2009/0203288 A1 8/2009 Aggar et al.
 2010/0285718 A1 11/2010 Stone et al.

OTHER PUBLICATIONS

“Hans Persson’s Dice Collection: 26-Sided Dice.” familjen-persson.se. Web. Sep. 22, 2014.*
 “Rhombicuboctahedron D26 (26-Sided Die.” shapeways.com. Web. Sep. 22, 2014.*
 “10: Rhombicuboctahedron.” mathconsult.ch. Web. 1995-1997.*
<http://www.crazyforts.com/instructions/>; undated.

* cited by examiner

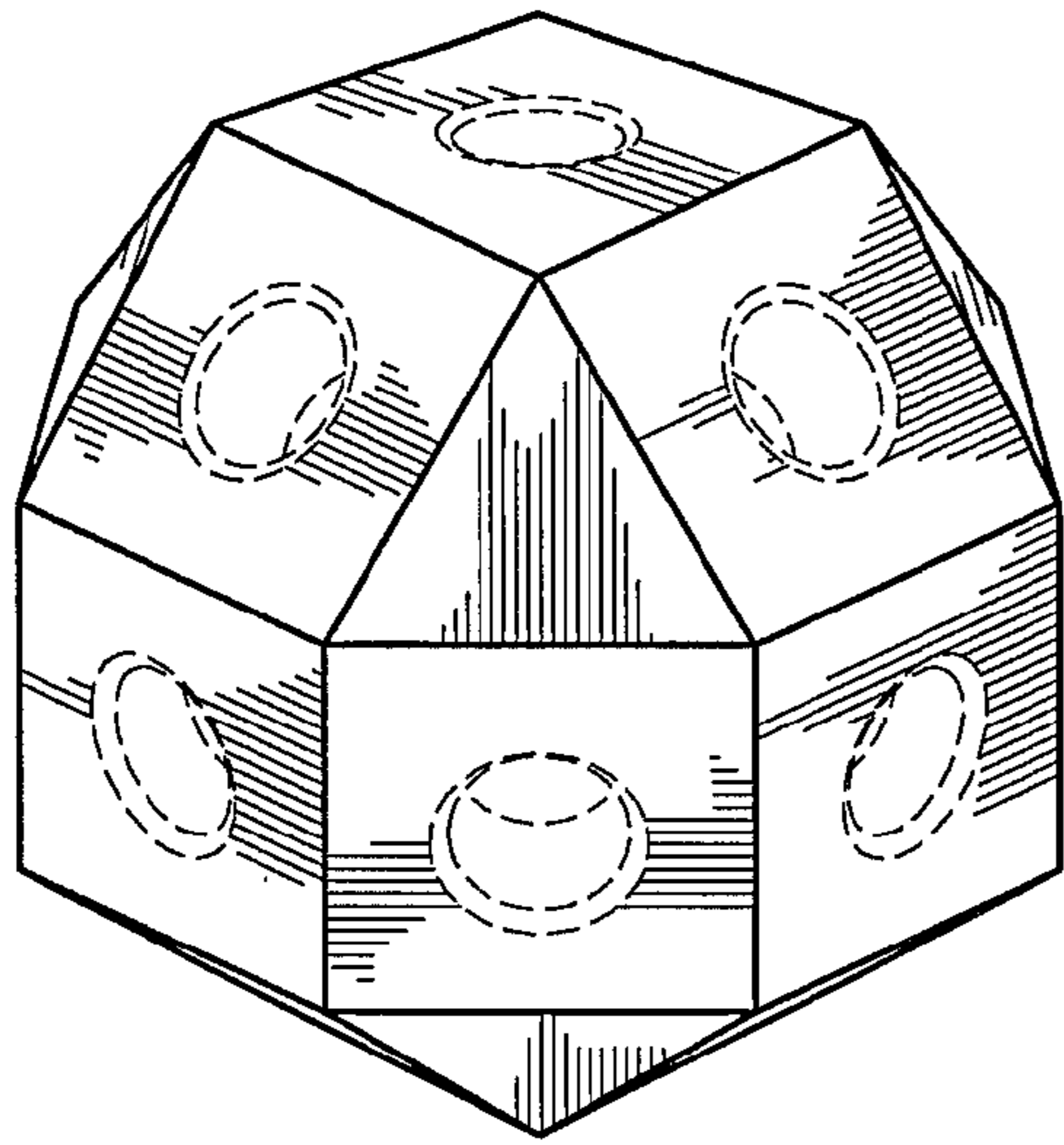


FIG. 1

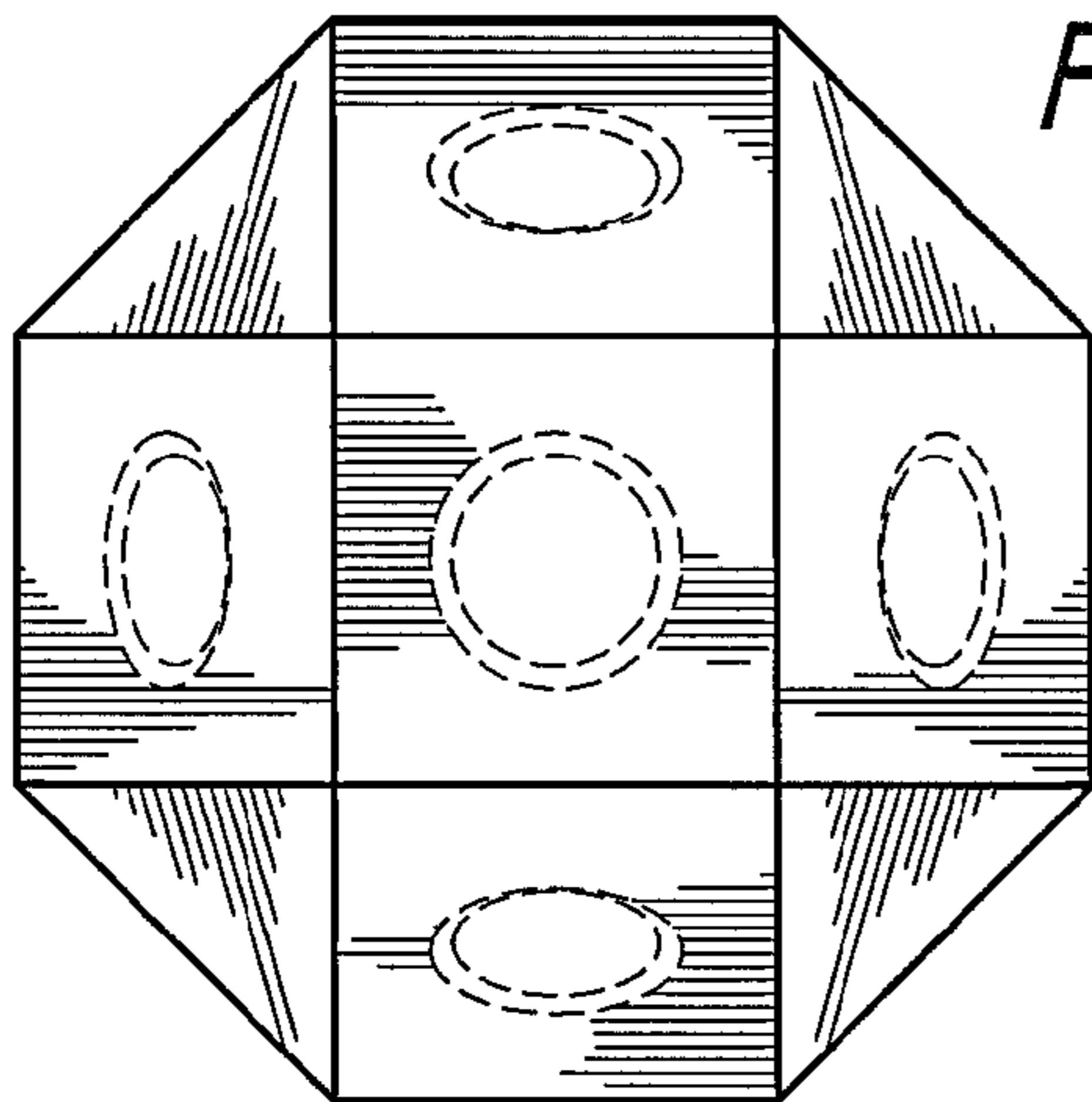


FIG. 2

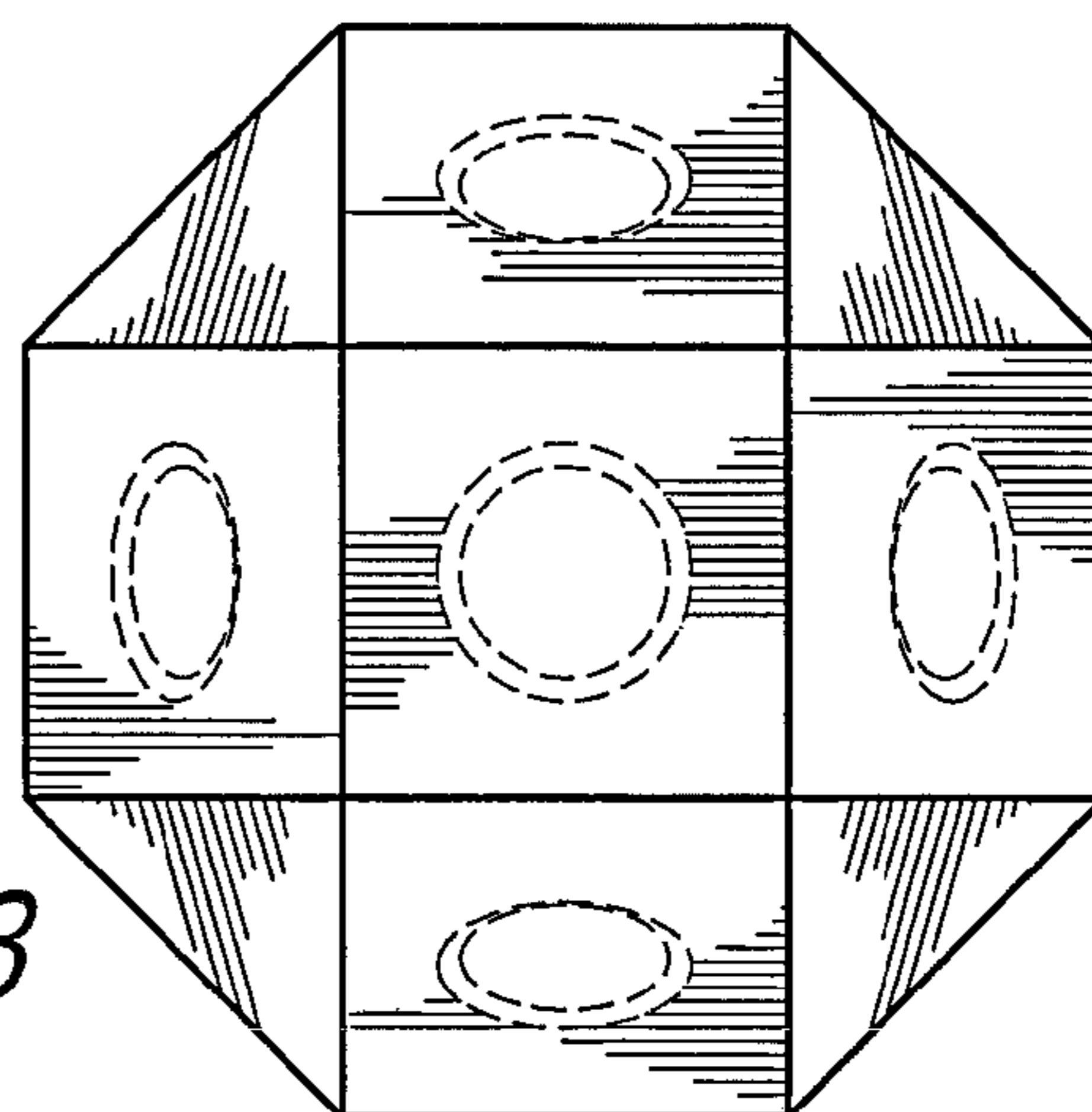


FIG. 3

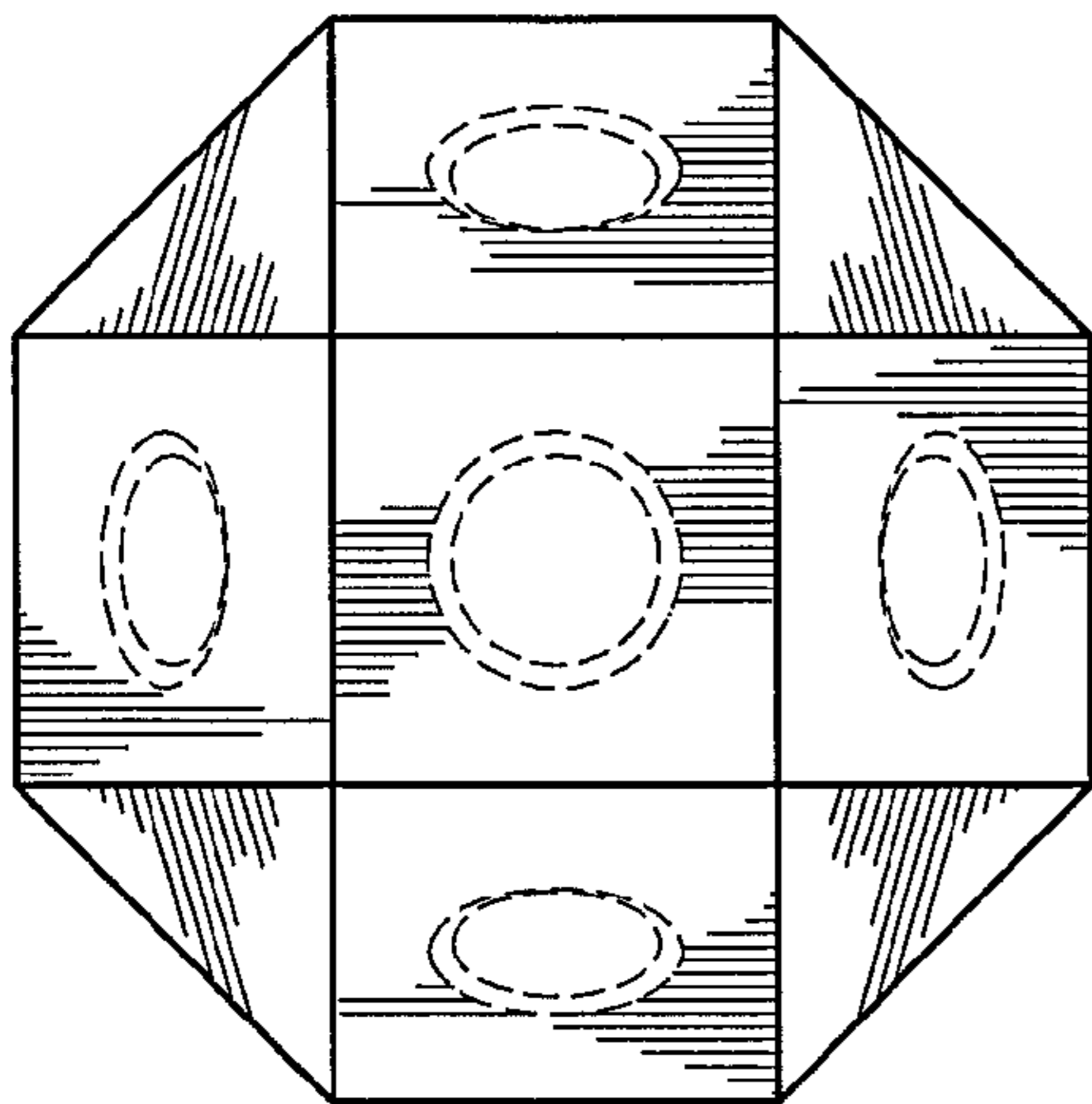


FIG. 4

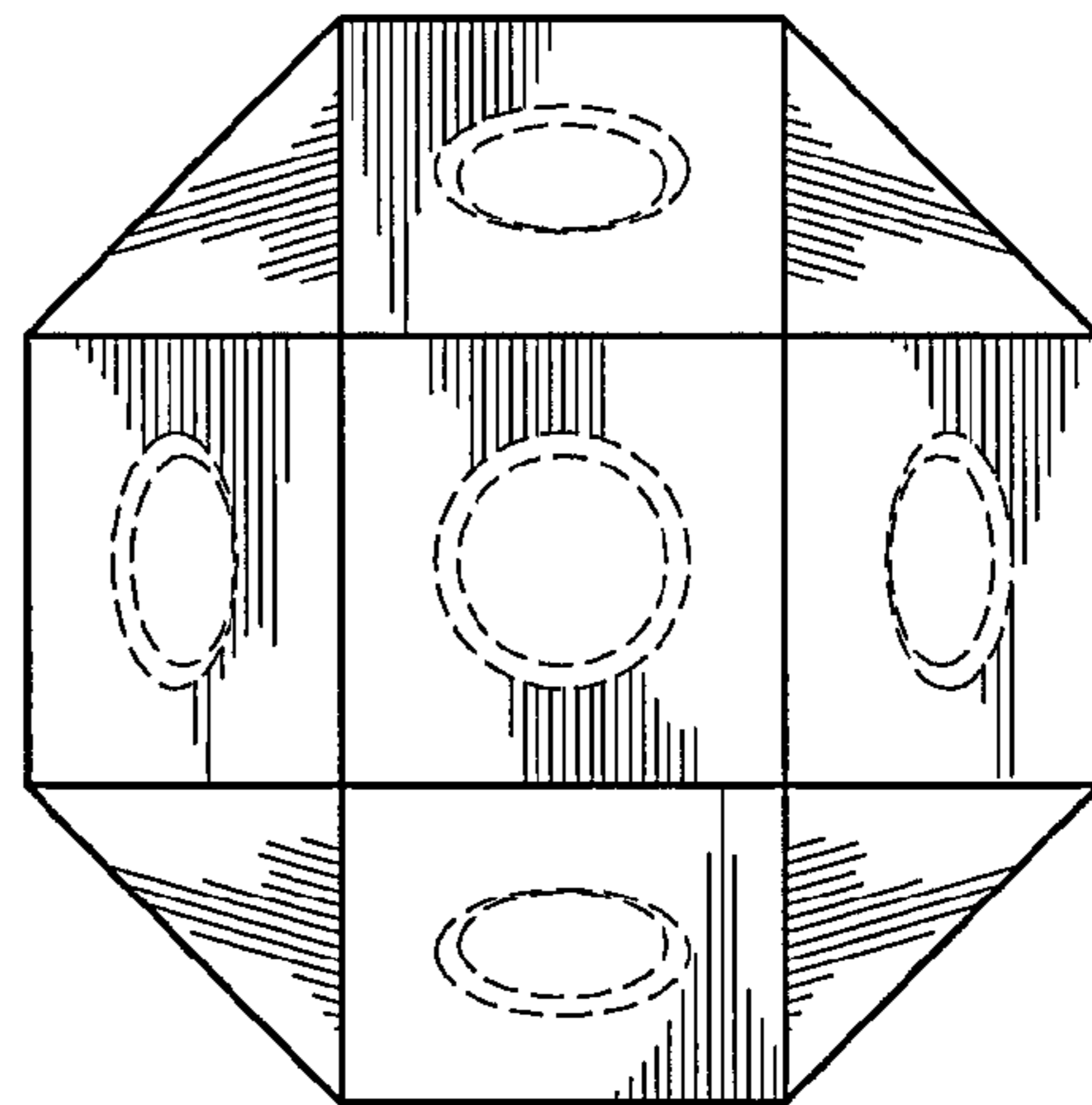


FIG. 5

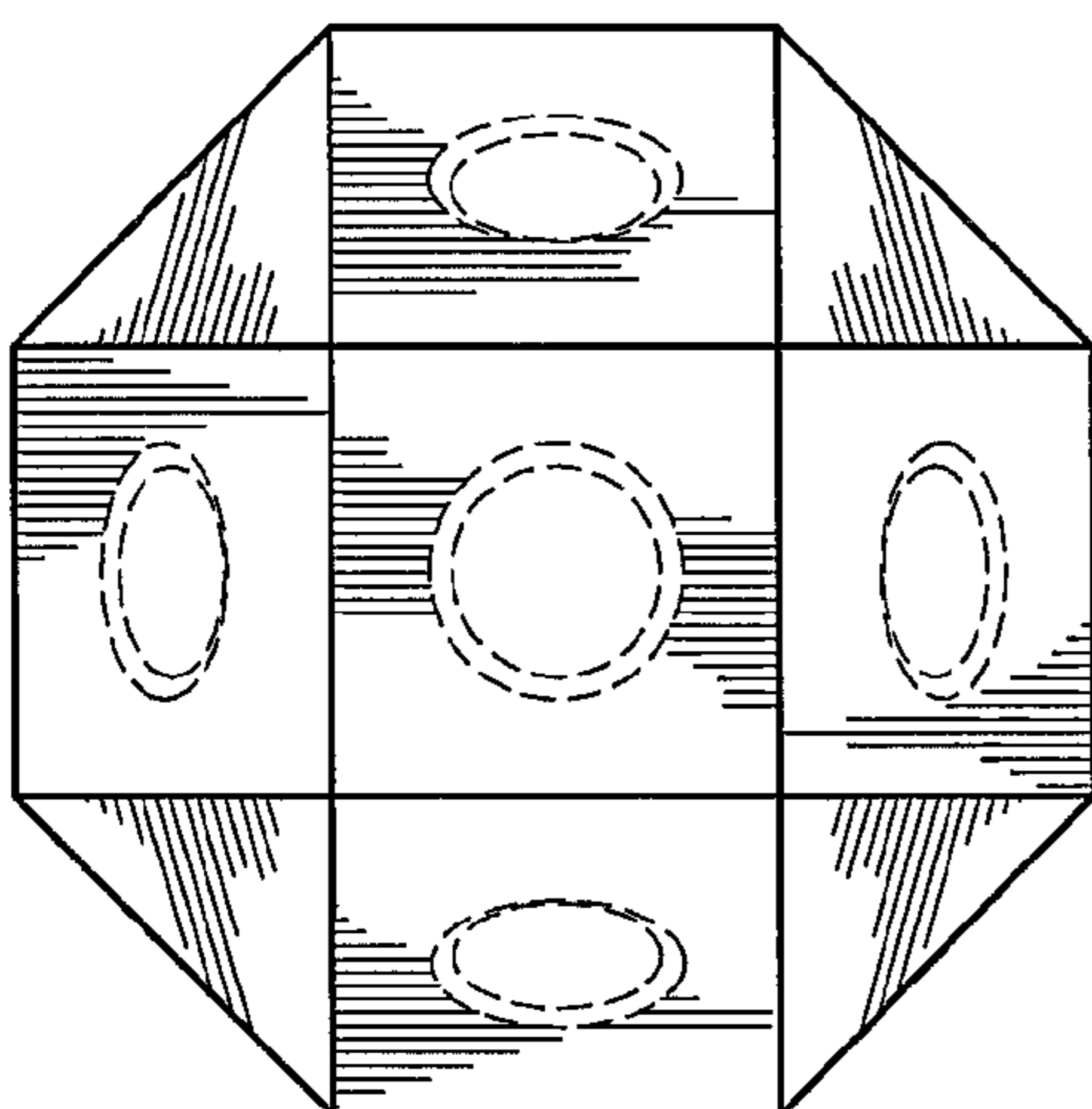


FIG. 6

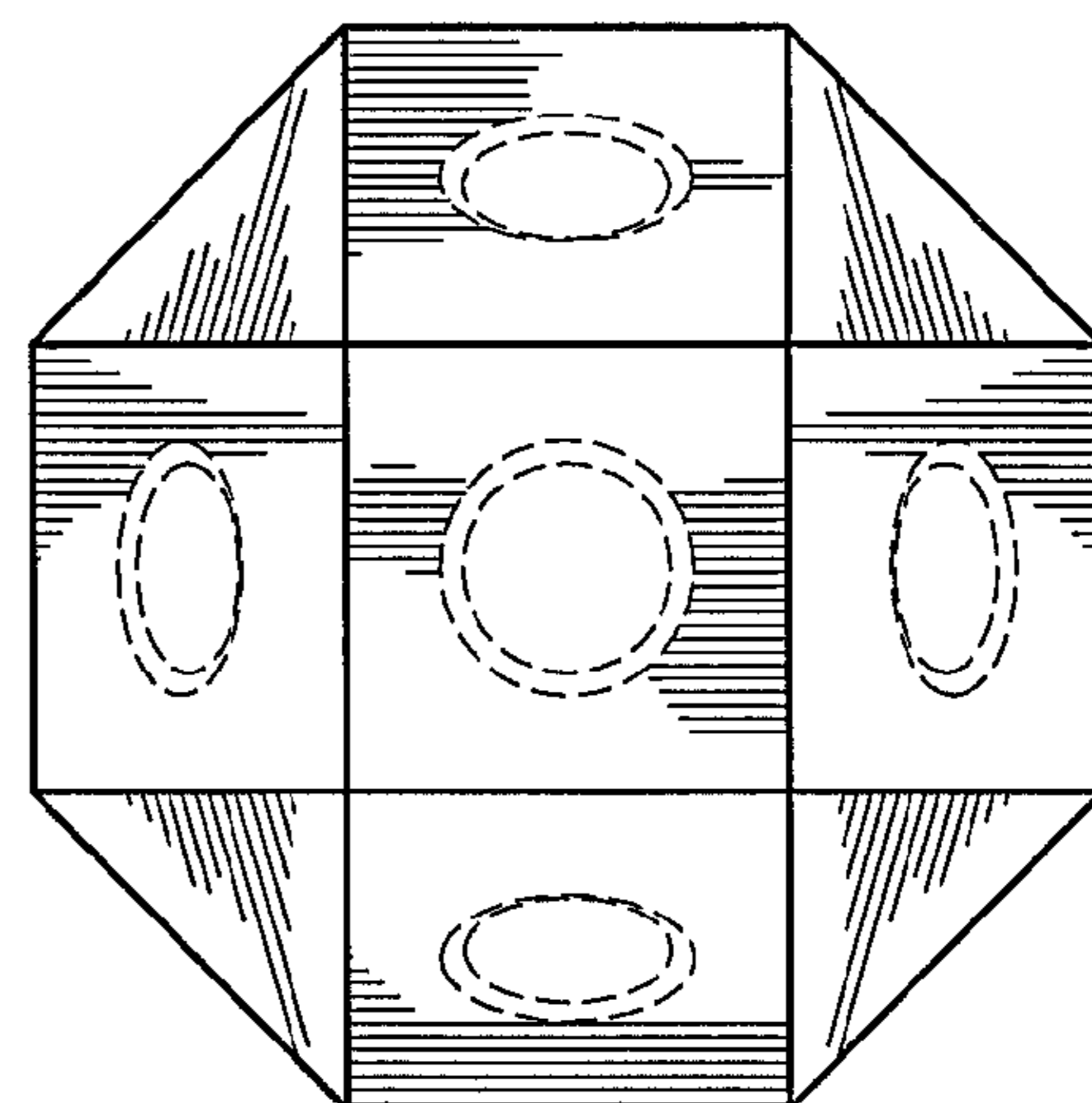


FIG. 7