



US00D744589S

(12) **United States Design Patent**  
**Roffe**

(10) **Patent No.:** **US D744,589 S**

(45) **Date of Patent:** **\*\* Dec. 1, 2015**

(54) **BRUSH HOLDER**

(71) Applicant: **Eva Roffe**, Miami, FL (US)

(72) Inventor: **Eva Roffe**, Miami, FL (US)

(\*\*) Term: **14 Years**

(21) Appl. No.: **29/490,373**

(22) Filed: **May 9, 2014**

(51) **LOC (10) Cl.** ..... **19-06**

(52) **U.S. Cl.**  
USPC ..... **D19/135**

(58) **Field of Classification Search**  
USPC ..... D14/411; D19/115-204, 75, 77-85,  
D19/928  
CPC ..... B43K 5/005; B43K 7/00; B43K 7/01;  
B43K 7/10; B43K 8/02; B43K 8/022; B43K  
8/024; B43K 8/026; B43K 8/028; B43K 8/03;  
B43K 11/00; B43K 11/005

See application file for complete search history.

(56) **References Cited**

U.S. PATENT DOCUMENTS

102,351	A	*	4/1870	Wood	.....	15/244.1
D96,022	S	*	6/1935	Cuthbert	.....	D19/51
D134,430	S	*	11/1942	Teague	.....	D19/57
D142,381	S	*	9/1945	Fish et al.	.....	D19/57
D142,387	S	*	9/1945	Olson	.....	D19/57
D142,388	S	*	9/1945	Olson	.....	D19/57
D150,312	S	*	7/1948	Moholy-Nagy	.....	D19/84
D151,664	S	*	11/1948	Teague et al.	.....	D19/57
D153,763	S	*	5/1949	Campbell	.....	D19/84
2,805,646	A	*	9/1957	Shlesinger, Jr.	.....	401/170
D181,464	S	*	11/1957	Doman	.....	D19/84

D181,883	S	*	1/1958	Sherman	.....	D19/49
D188,445	S	*	7/1960	Sherman	.....	D19/99
3,774,389	A	*	11/1973	Wilken	.....	368/216
3,829,224	A	*	8/1974	Kloosterhouse	.....	401/130
D269,076	S	*	5/1983	Dane	.....	D11/157
D354,771	S	*	1/1995	Massey	.....	D19/82
D389,863	S	*	1/1998	Nguyen	.....	D19/48
D424,109	S	*	5/2000	Edgerley et al.	.....	D19/43
D613,794	S	*	4/2010	Puglisi	.....	D19/51
D626,590	S	*	11/2010	Puglisi	.....	D19/51
D626,998	S	*	11/2010	Puglisi	.....	D19/54
D647,962	S	*	11/2011	Puglisi	.....	D19/46
D689,929	S	*	9/2013	Karwowska	.....	D19/145

\* cited by examiner

*Primary Examiner* — Elizabeth Albert

(57) **CLAIM**

The ornamental design for a brush holder, as shown and described.

**DESCRIPTION**

FIG. 1 is a front elevational view of a brush holder showing my new design, the back elevational view being a mirror-image thereof;

FIG. 2 is a right side elevational view thereof, the left side view being a mirror-image thereof;

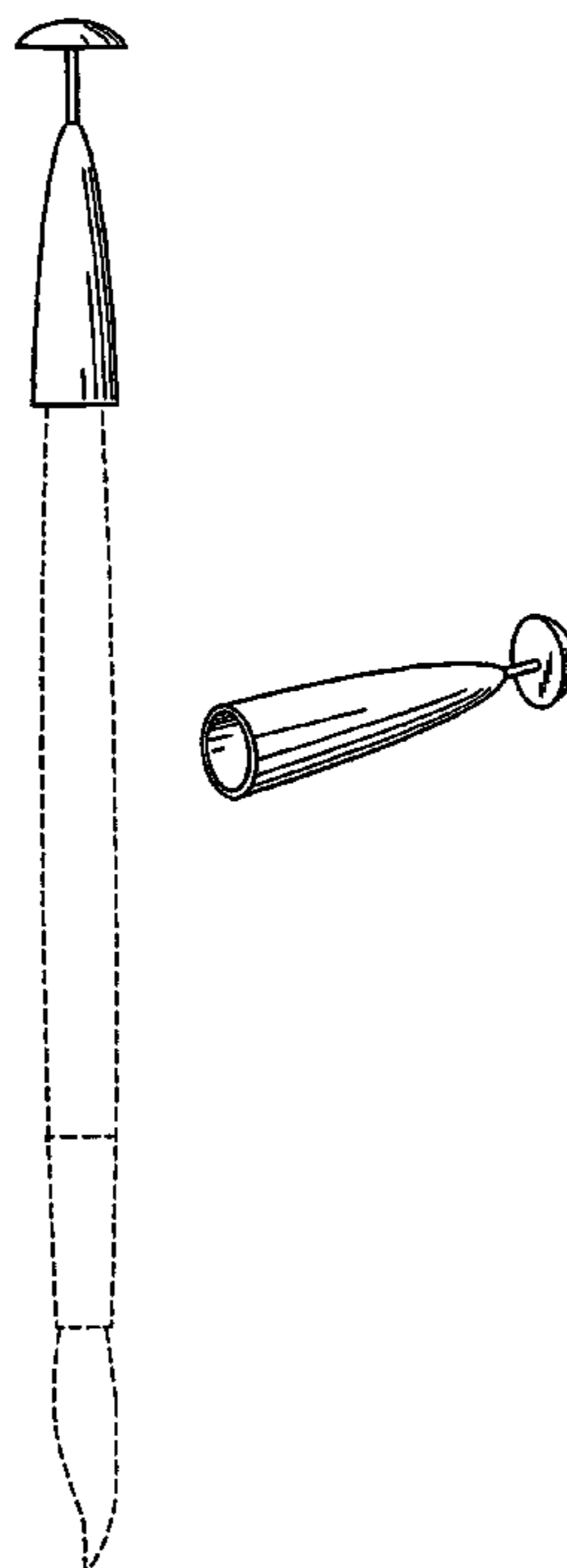
FIG. 3 is a top plan view thereof;

FIG. 4 is a bottom plan view thereof; and,

FIG. 5 is a perspective view thereof.

The broken lines showing an artist's brush, a pencil and a portion of the brush holder in FIGS. 1, 2, and 4 are included for the purposes of showing articles in the environment and a portion of the brush holder that form no part of the claimed design.

**1 Claim, 1 Drawing Sheet**






Fig 1

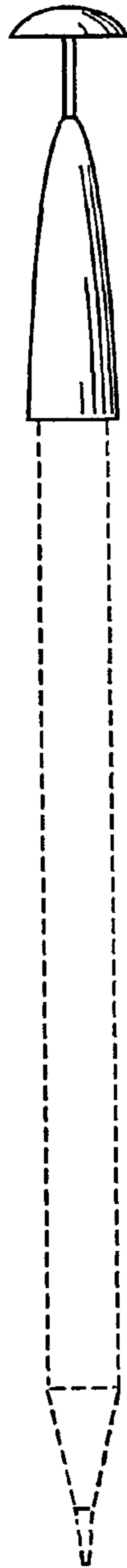


Fig 2



Fig 3



Fig 4



Fig 5