



US00D744588S

(12) **United States Design Patent**
Cruickshank

(10) **Patent No.:** **US D744,588 S**

(45) **Date of Patent:** **** Dec. 1, 2015**

(54) **DRY ERASE BOARD**

(71) Applicant: **David Cruickshank**, New Britain, CT
(US)

(72) Inventor: **David Cruickshank**, New Britain, CT
(US)

(**) Term: **14 Years**

(21) Appl. No.: **29/491,839**

(22) Filed: **May 26, 2014**

(51) **LOC (10) Cl.** **19-06**

(52) **U.S. Cl.**
USPC **D19/113**

(58) **Field of Classification Search**
USPC D19/101, 113, 114, 88; D9/625-628;
D11/132-135, 157; D28/79, 80
CPC B43L 1/00; B43L 1/04; B43L 5/00;
G09F 7/04; G09F 7/06; G09F 7/08; G09F
15/00; G09F 15/0006; G09F 15/0018; G09F
15/0056

See application file for complete search history.

(56) **References Cited**

U.S. PATENT DOCUMENTS

D62,434 S * 5/1923 Newlyn D9/625
D117,102 S * 10/1939 Lewis D28/79

5,743,414 A * 4/1998 Baudino 211/69.1
D420,903 S * 2/2000 Liberty D9/625
D519,035 S * 4/2006 Kelleghan D9/616
D660,176 S * 5/2012 Moretti D9/628
D669,531 S * 10/2012 Kong et al. D19/113
D701,772 S * 4/2014 Ortiz D9/627
D718,571 S * 12/2014 Eckart et al. D7/396.1
2005/0236347 A1 * 10/2005 Cole et al. 211/94.01

* cited by examiner

Primary Examiner — Elizabeth Albert

(74) *Attorney, Agent, or Firm* — McCormick, Paulding &
Huber LLP


(57) **CLAIM**

The ornamental design for a dry erase board, as shown and
described.

DESCRIPTION

FIG. 1 is a front perspective view of a dry erase board showing
my new design;
FIG. 2 is a front plan view thereof;
FIG. 3 is a left side view thereof;
FIG. 4 is a right side view thereof;
FIG. 5 is a top view thereof; and,
FIG. 6 is a bottom view thereof.

1 Claim, 3 Drawing Sheets






FIG. 1

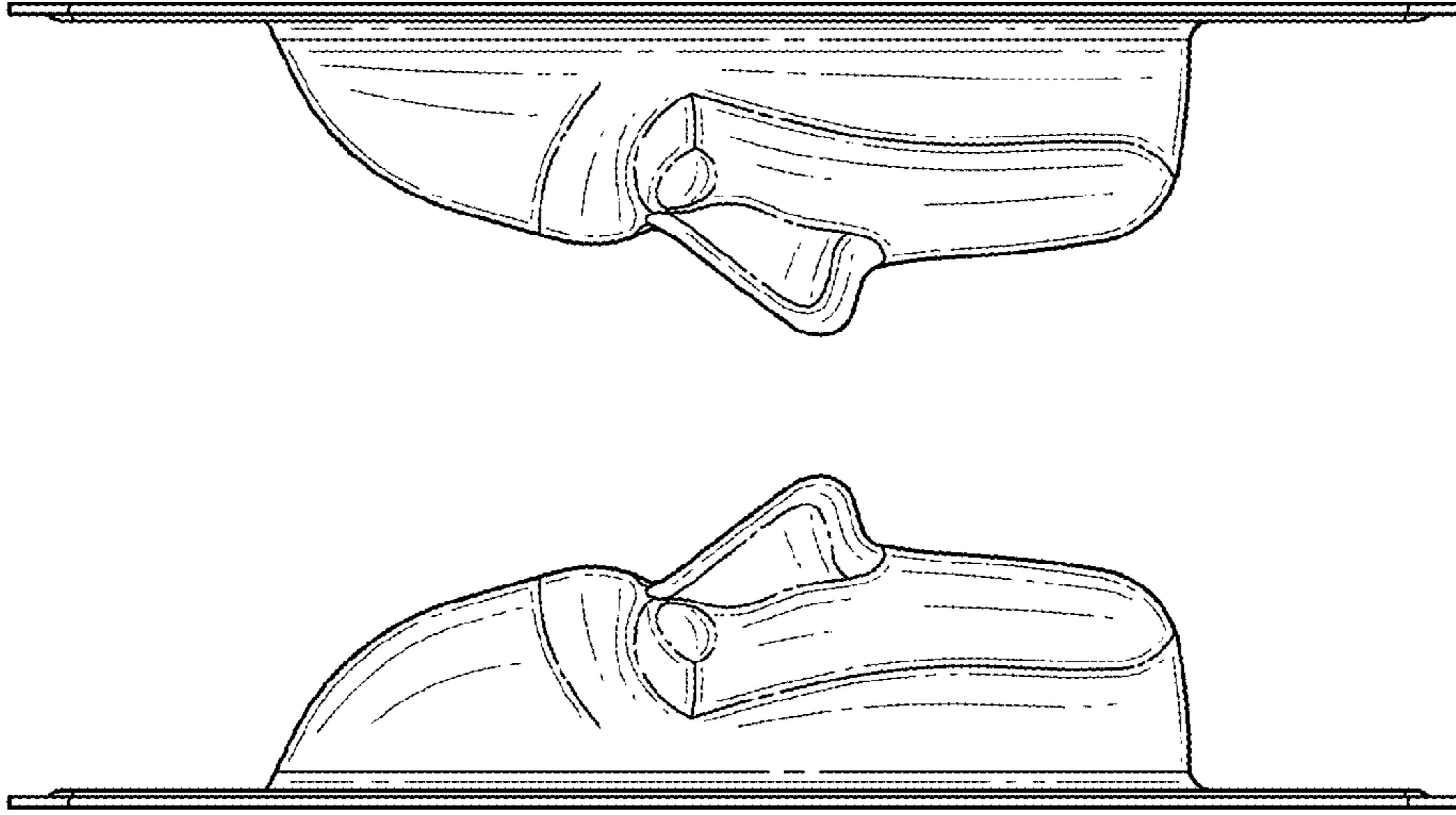


FIG. 3
FIG. 4

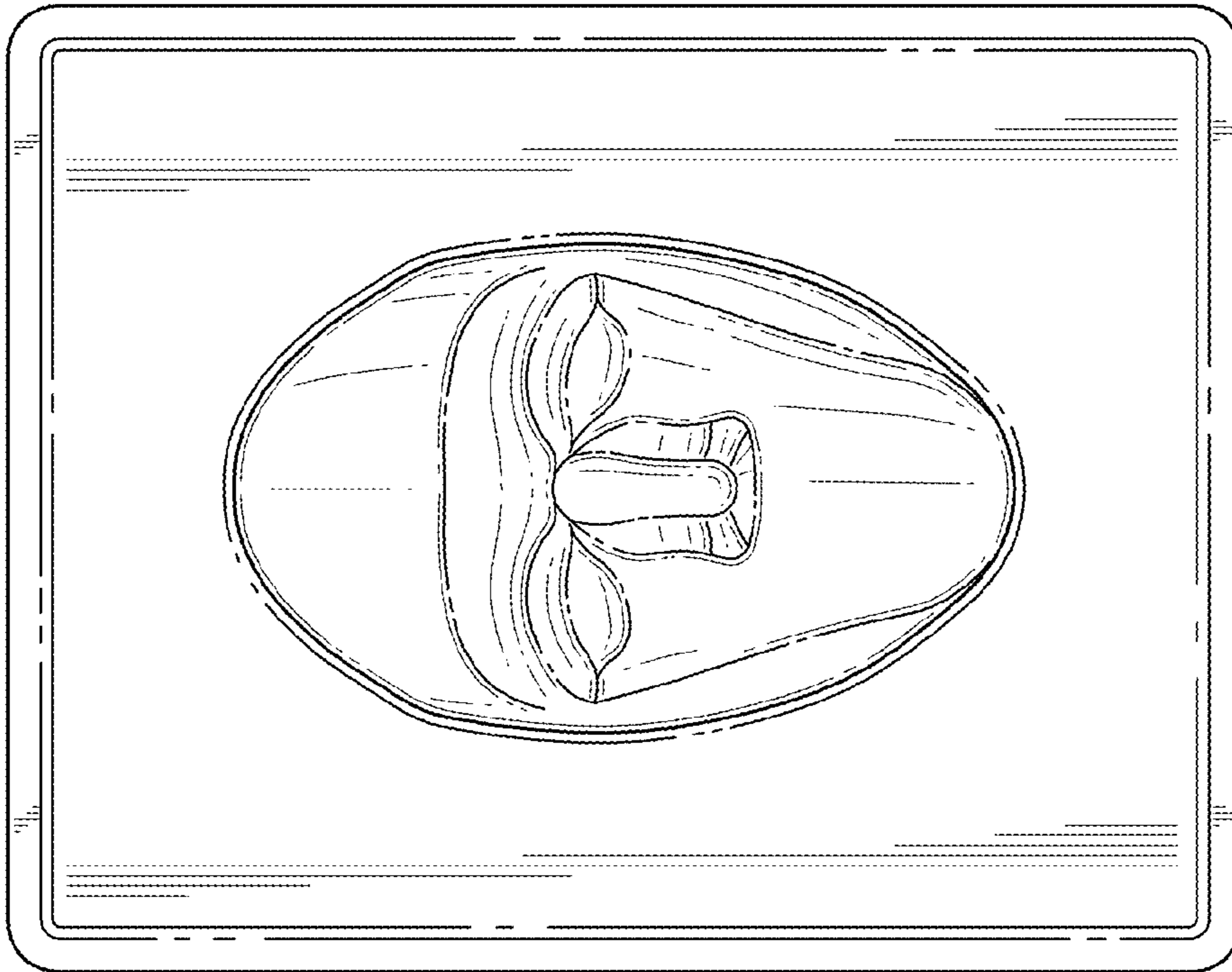


FIG. 2

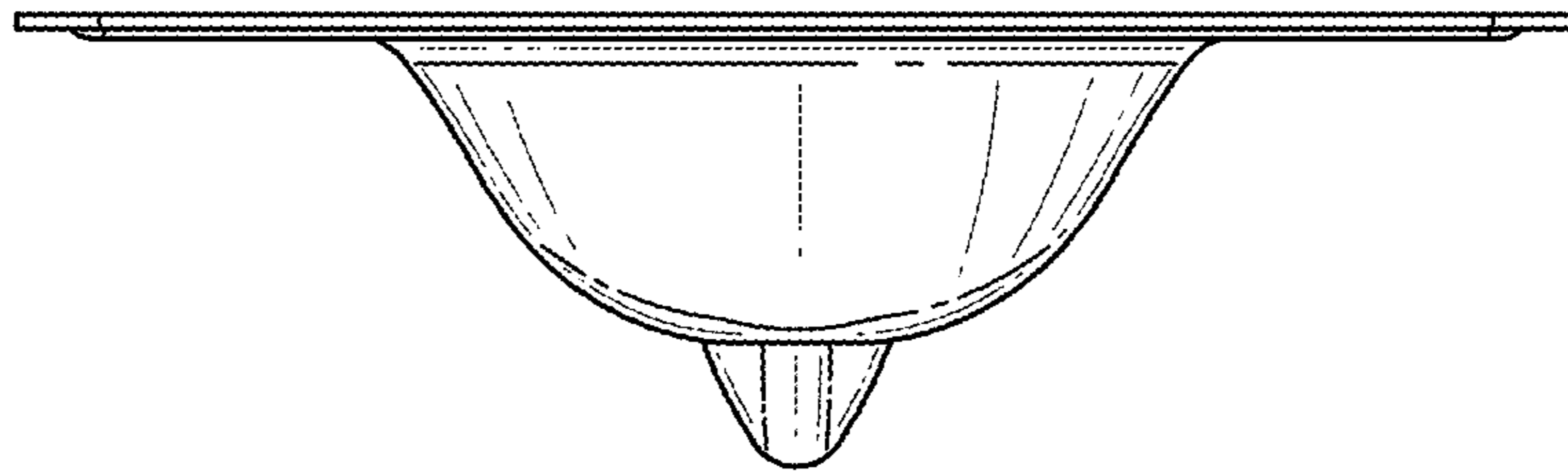


FIG. 5

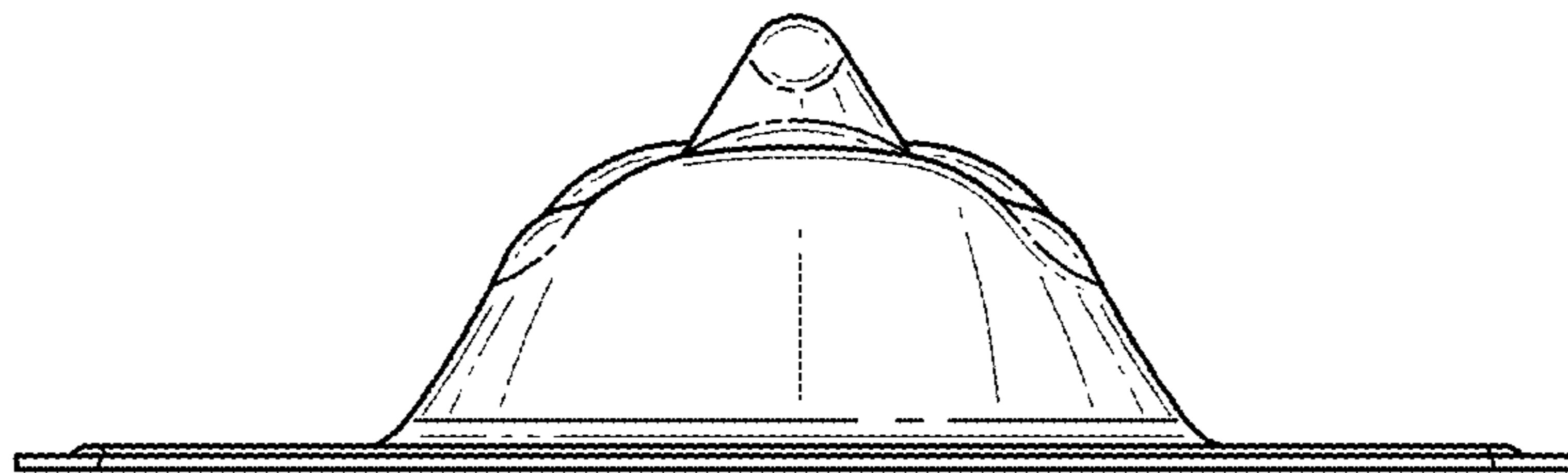


FIG. 6