



US00D744584S

(12) **United States Design Patent**
Seki et al.

(10) **Patent No.:** **US D744,584 S**
(45) **Date of Patent:** **** Dec. 1, 2015**

- (54) **PRINTER**
- (71) Applicants: **Yusaku Seki**, Nagoya (JP); **Jiro Suzuki**, Kariya (JP)
- (72) Inventors: **Yusaku Seki**, Nagoya (JP); **Jiro Suzuki**, Kariya (JP)
- (73) Assignee: **BROTHER INDUSTRIES, LTD.**, Nagoya (JP)

- D648,379 S * 11/2011 Ishikawa et al. D18/50
- D660,908 S 5/2012 Leman et al.
- D662,131 S 6/2012 Leman et al.
- D667,050 S * 9/2012 Takeuchi D18/50
- D670,327 S * 11/2012 Yamashita et al. D18/55
- D672,388 S * 12/2012 Kim et al. D18/50
- D676,902 S 2/2013 Gilbert et al.
- D681,722 S 5/2013 Seki et al.
- D685,412 S 7/2013 Jihoon et al.
- D685,413 S 7/2013 Jihoon et al.
- D723,615 S * 3/2015 Sato et al. D18/50

(**) Term: **14 Years**

(21) Appl. No.: **29/482,789**

(22) Filed: **Feb. 21, 2014**

(30) **Foreign Application Priority Data**

Aug. 21, 2013 (JP) 2013-19067

(51) **LOC (10) Cl.** **14-02**

(52) **U.S. Cl.**
USPC **D18/50**

(58) **Field of Classification Search**
USPC D18/50, 54, 54.1, 55; D14/420-426,
D14/462-470; 400/613, 613.1-613.4,
400/690.1-690.4, 691-694
See application file for complete search history.

(56) **References Cited**

U.S. PATENT DOCUMENTS

- D443,638 S 6/2001 Kobayashi et al.
- D468,765 S * 1/2003 Kobayashi et al. D18/55
- D516,622 S * 3/2006 Suzuki et al. D18/55
- D519,551 S * 4/2006 Suzuki et al. D18/55
- 7,125,184 B2 * 10/2006 Cheng et al. 400/693
- D633,139 S * 2/2011 Park et al. D18/55
- D641,396 S 7/2011 Park et al.
- D641,398 S * 7/2011 Kim et al. D18/55
- D643,874 S 8/2011 Kim et al.

FOREIGN PATENT DOCUMENTS

- CN 301981949 7/2012
- JP S-1246783 8/2005

OTHER PUBLICATIONS

Design U.S. Appl. No. 29/428,050, filed Jul. 25, 2012 in the name of Kil Jihoon et al.

* cited by examiner

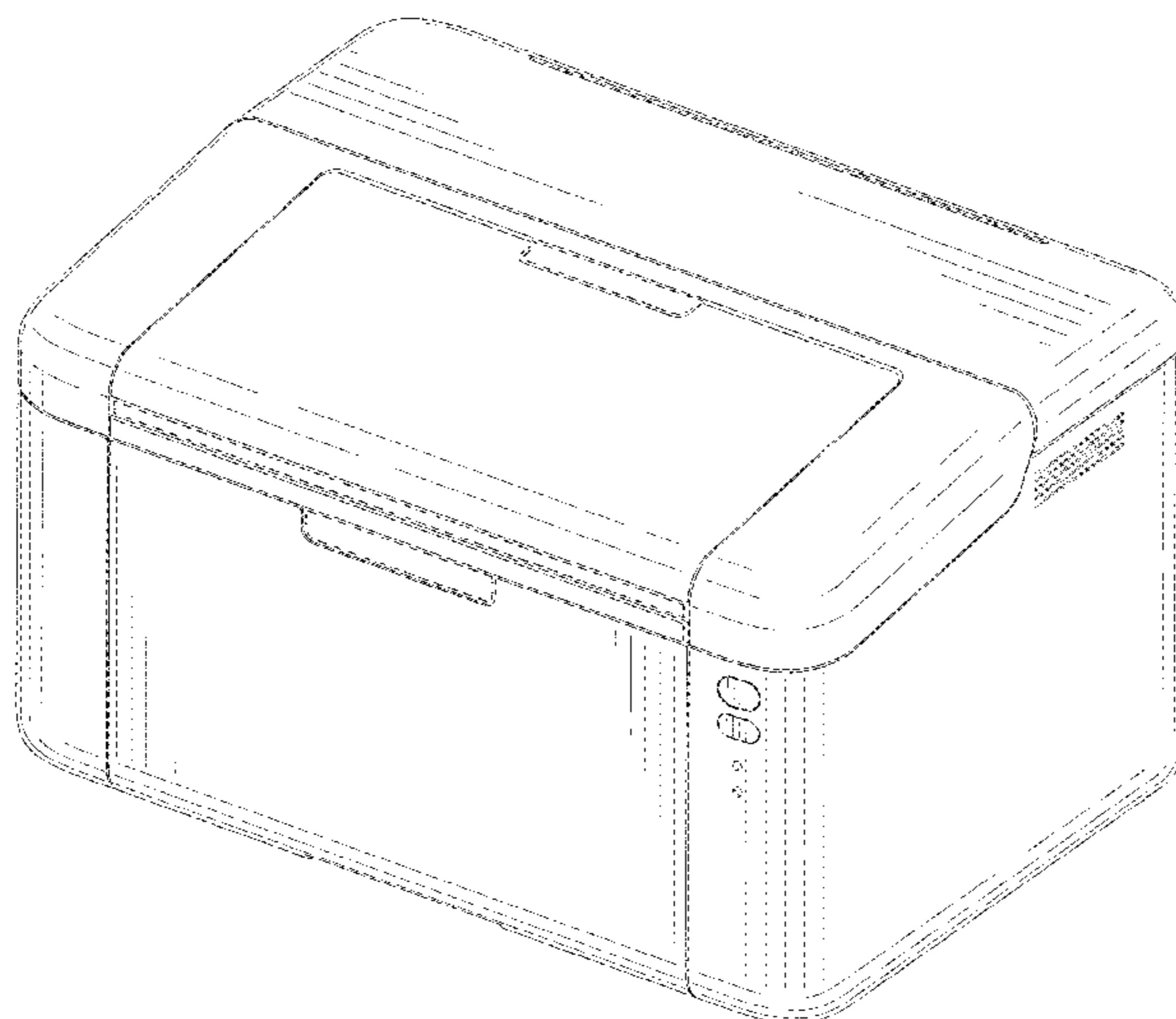
Primary Examiner — Cathy A MacCormac
(74) *Attorney, Agent, or Firm* — Oliff PLC

(57) **CLAIM**
The ornamental design for a printer, as shown and described.

DESCRIPTION

FIG. 1 is a perspective view of a printer;
FIG. 2 is a front view thereof;
FIG. 3 is a top view thereof;
FIG. 4 is a right-side view thereof;
FIG. 5 is a left-side view thereof;
FIG. 6 is a rear view thereof; and,
FIG. 7 is a bottom view thereof.
The broken lines depict environmental subject matter only and form no part of the claimed design.

1 Claim, 6 Drawing Sheets



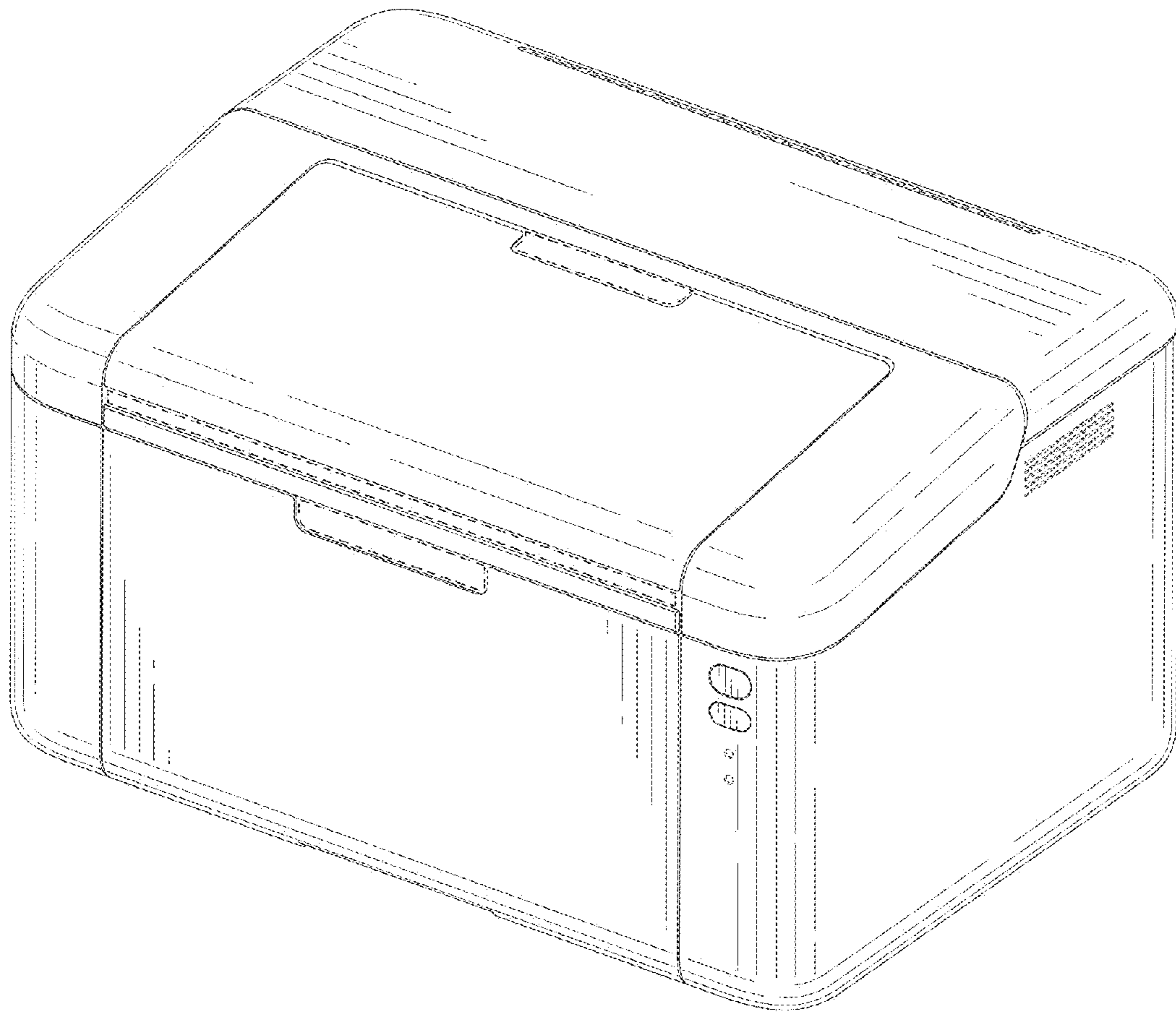


FIG. 1

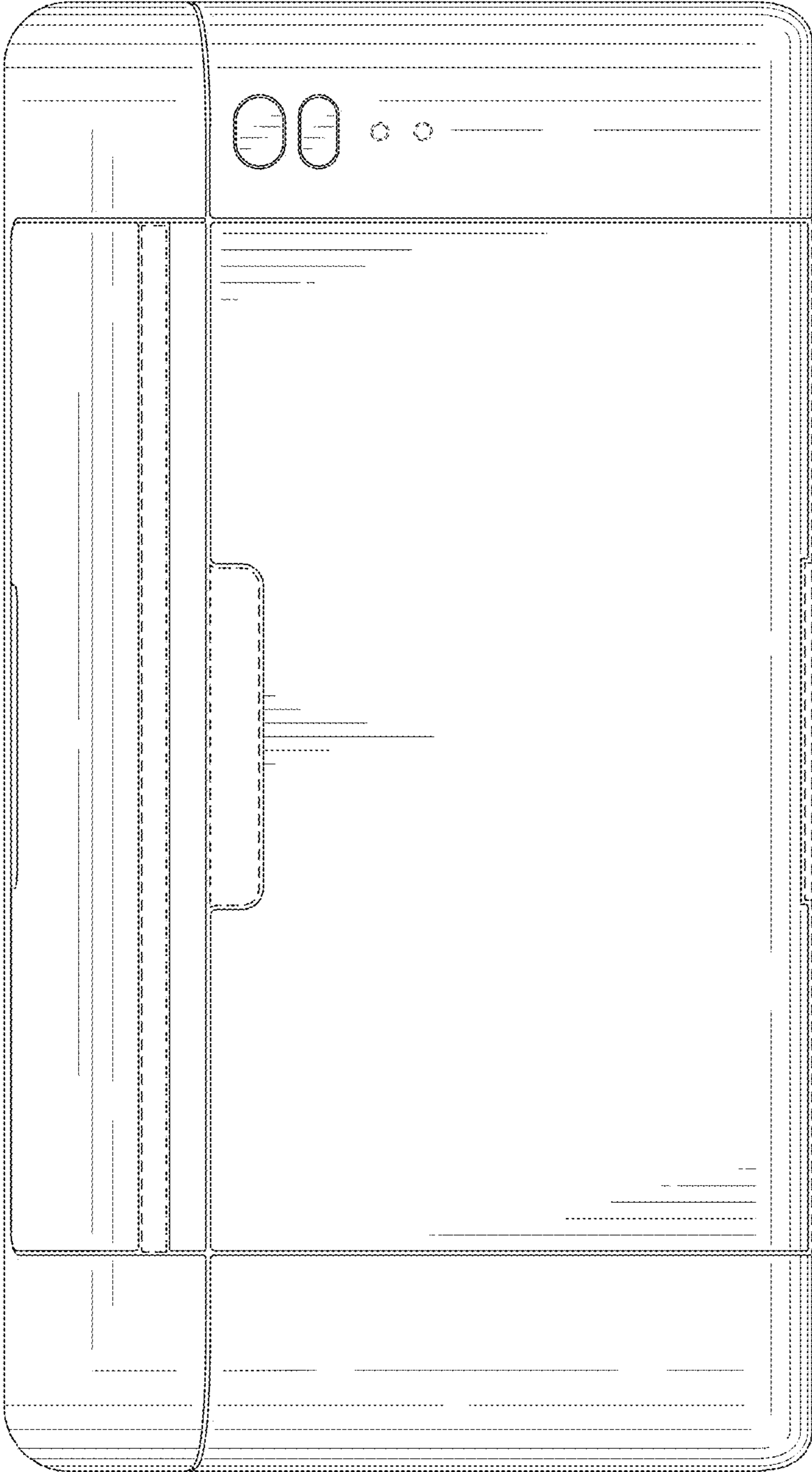


FIG. 2




FIG. 3

FIG. 4

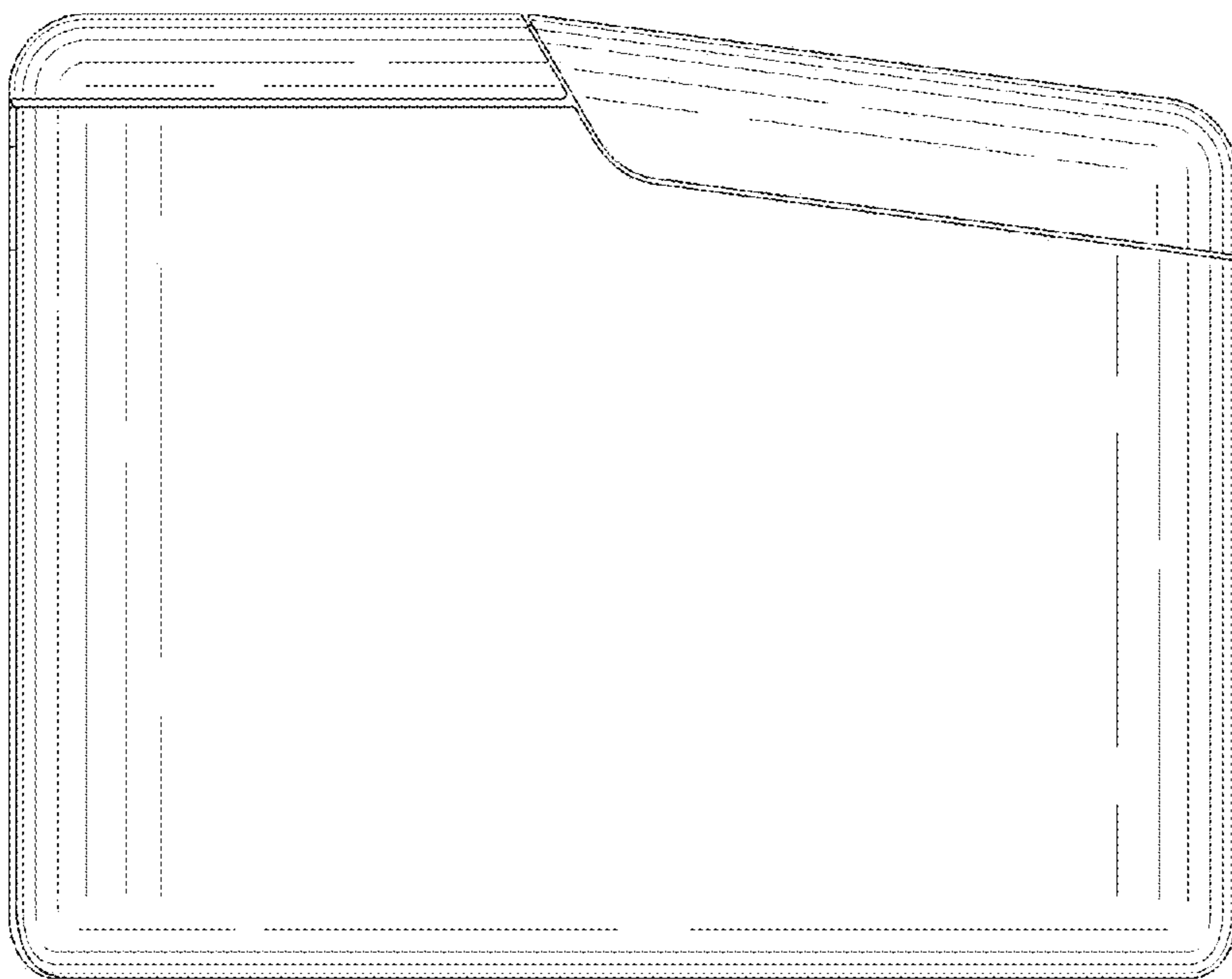
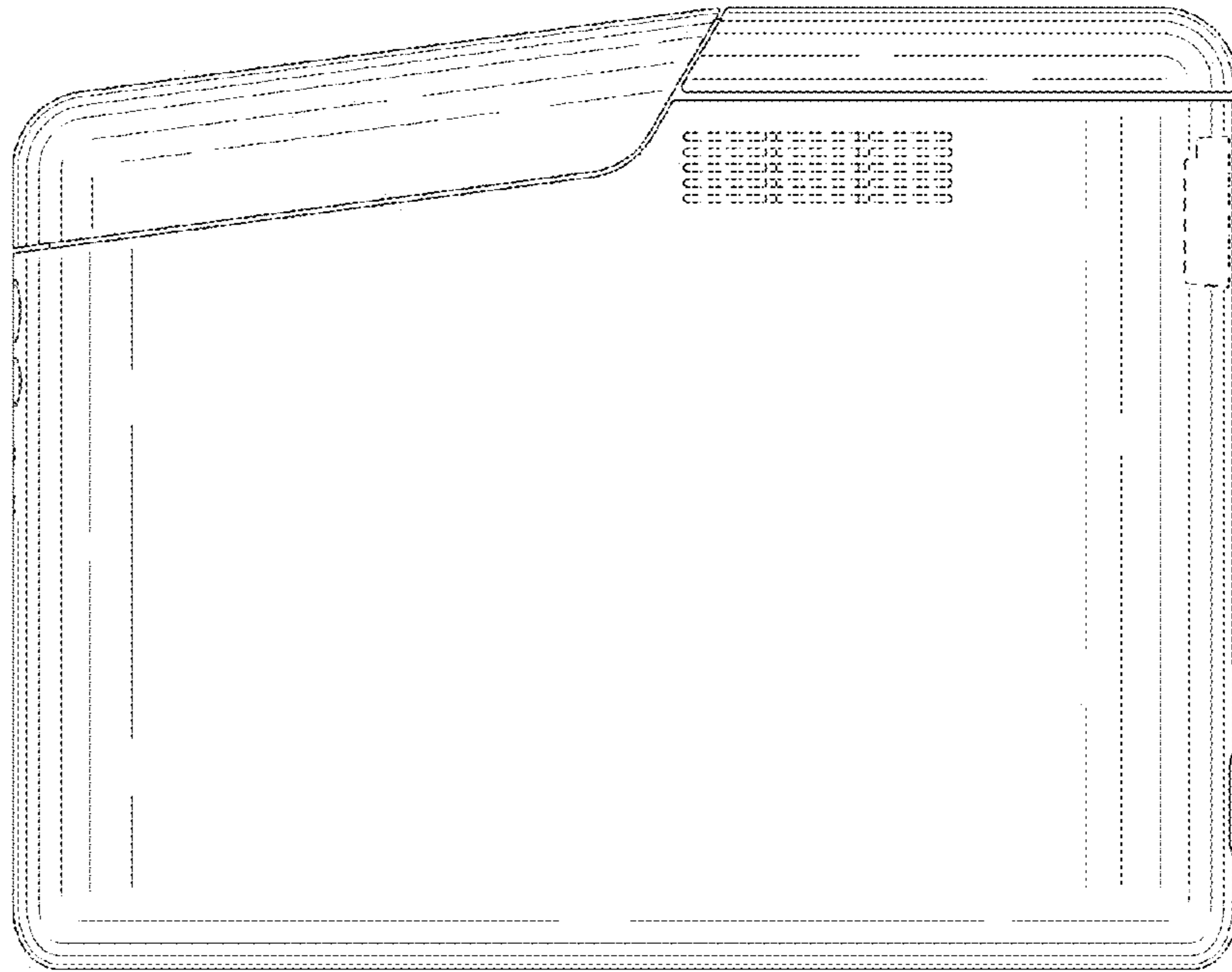


FIG. 5




FIG. 6




FIG. 7