



US00D744520S

(12) **United States Design Patent**  
**McLaughlin et al.**

(10) **Patent No.:** **US D744,520 S**  
(45) **Date of Patent:** **\*\* Dec. 1, 2015**

(54) **DISPLAY SCREEN WITH GRAPHICAL USER INTERFACE**

(71) Applicant: **Microsoft Corporation**, Redmond, WA (US)

(72) Inventors: **Joseph McLaughlin**, Seattle, WA (US);  
**Christina Ergonis**, Bellevue, WA (US);  
**Michael Gow**, Redmond, WA (US);  
**Andrew Stoller**, Seattle, WA (US)

(73) Assignee: **Microsoft Corporation**, Redmond, WA (US)

(\*\*) Term: **14 Years**

(21) Appl. No.: **29/480,719**

(22) Filed: **Jan. 29, 2014**

(51) **LOC (10) Cl.** ..... **14-04**

(52) **U.S. Cl.**  
USPC ..... **D14/487**

(58) **Field of Classification Search**  
USPC ..... D14/485–495  
CPC ..... G06F 3/04815; G06F 3/04817; G06F 3/0483; G06F 3/0482; G06F 3/0484  
See application file for complete search history.

(56) **References Cited**

**U.S. PATENT DOCUMENTS**

D594,019 S *	6/2009	Ball et al. ....	D14/486
D640,285 S *	6/2011	Woo .....	D14/487
D668,665 S *	10/2012	Chen et al. ....	D14/485
D671,133 S *	11/2012	Woo .....	D14/487
D671,555 S	11/2012	Woo	
D677,690 S *	3/2013	Phelan .....	D14/487
D677,691 S *	3/2013	Frijlink .....	D14/487

D682,868 S *	5/2013	Frijlink .....	D14/487
D682,869 S *	5/2013	Aroner et al. ....	D14/487
D683,758 S *	6/2013	Phelan .....	D14/489
D690,724 S *	10/2013	Frijlink .....	D14/486
D699,740 S	2/2014	Woo	
D701,530 S	3/2014	Glaeske	
D716,838 S *	11/2014	Acker et al. ....	D14/487
D720,367 S	12/2014	Woo	
D730,388 S *	5/2015	Rehberg et al. ....	D14/488

\* cited by examiner

*Primary Examiner* — Angela J Lee

(74) *Attorney, Agent, or Firm* — Banner & Witcoff, Ltd.

(57) **CLAIM**

The ornamental design for a display screen with graphical user interface, as shown and described.

**DESCRIPTION**

FIG. 1 is a front view of a display screen with graphical user interface showing our new design;

FIG. 2 is a front view of a display screen with graphical user interface showing an alternative embodiment of our new design;

FIG. 3 is a front view of a display screen with graphical user interface of FIG. 1 shown on a device;

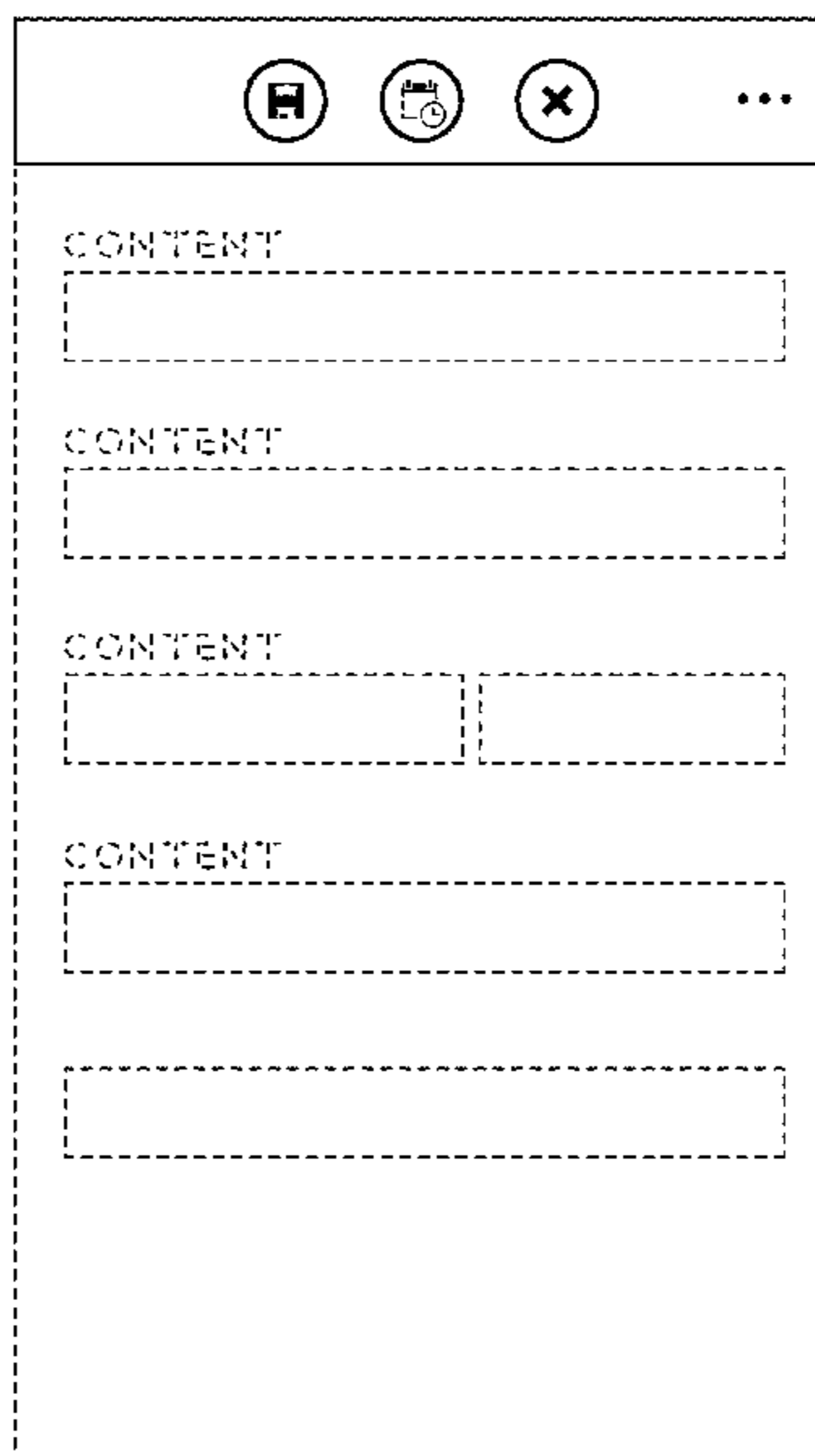
FIG. 4 is a front view of a display screen with graphical user interface of FIG. 2 shown on a device;

FIG. 5 is another front view of a display screen with graphical user interface of FIG. 1 shown on a device; and,

FIG. 6 is another front view of a display screen with graphical user interface of FIG. 2 shown on a device.

The broken line showing of the content, the rectangles, the remainder of the user interface, and the remainder of the display screen is for environmental purposes only and forms no part of the claimed design.

**1 Claim, 6 Drawing Sheets**



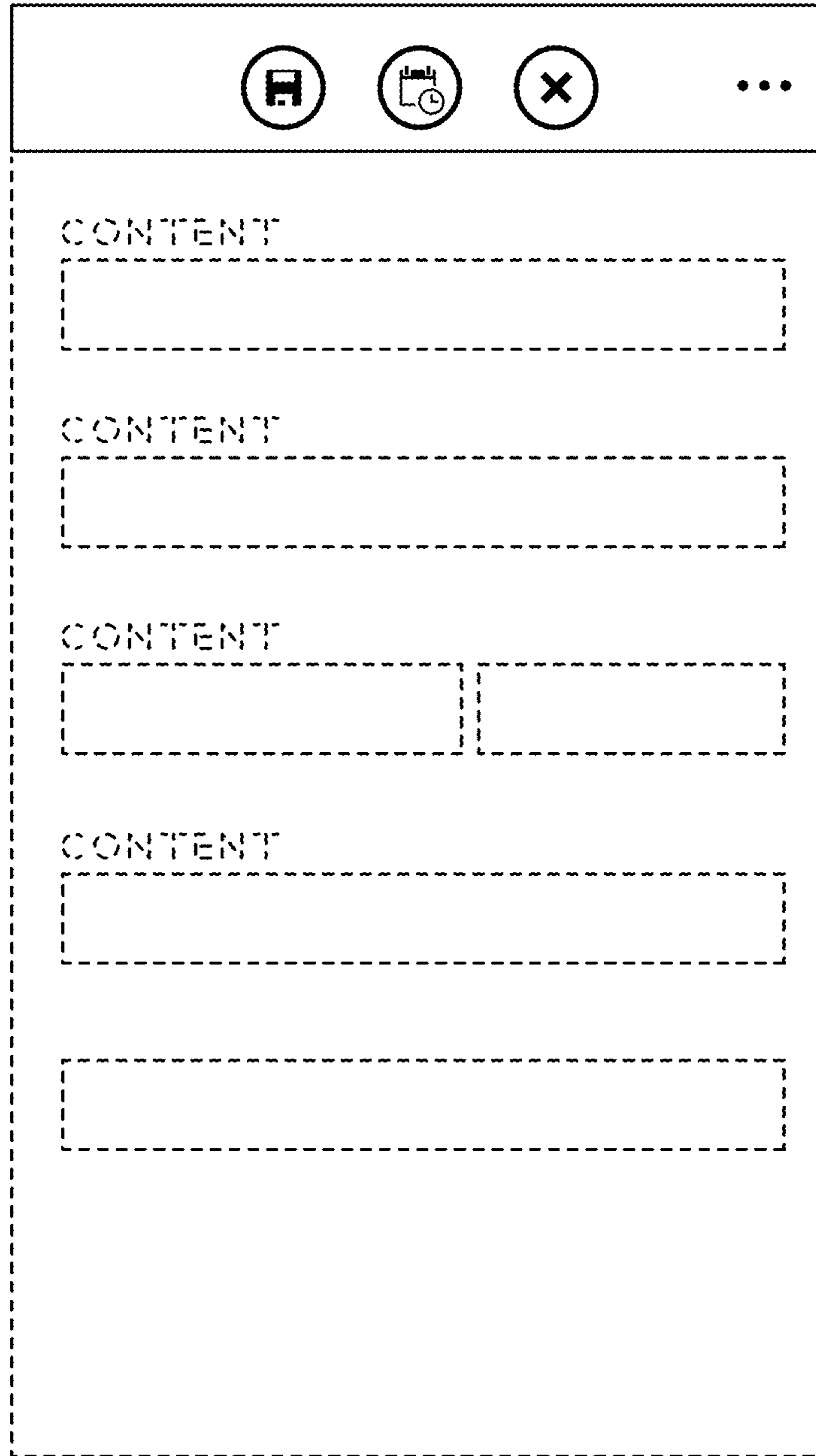


FIG. 1

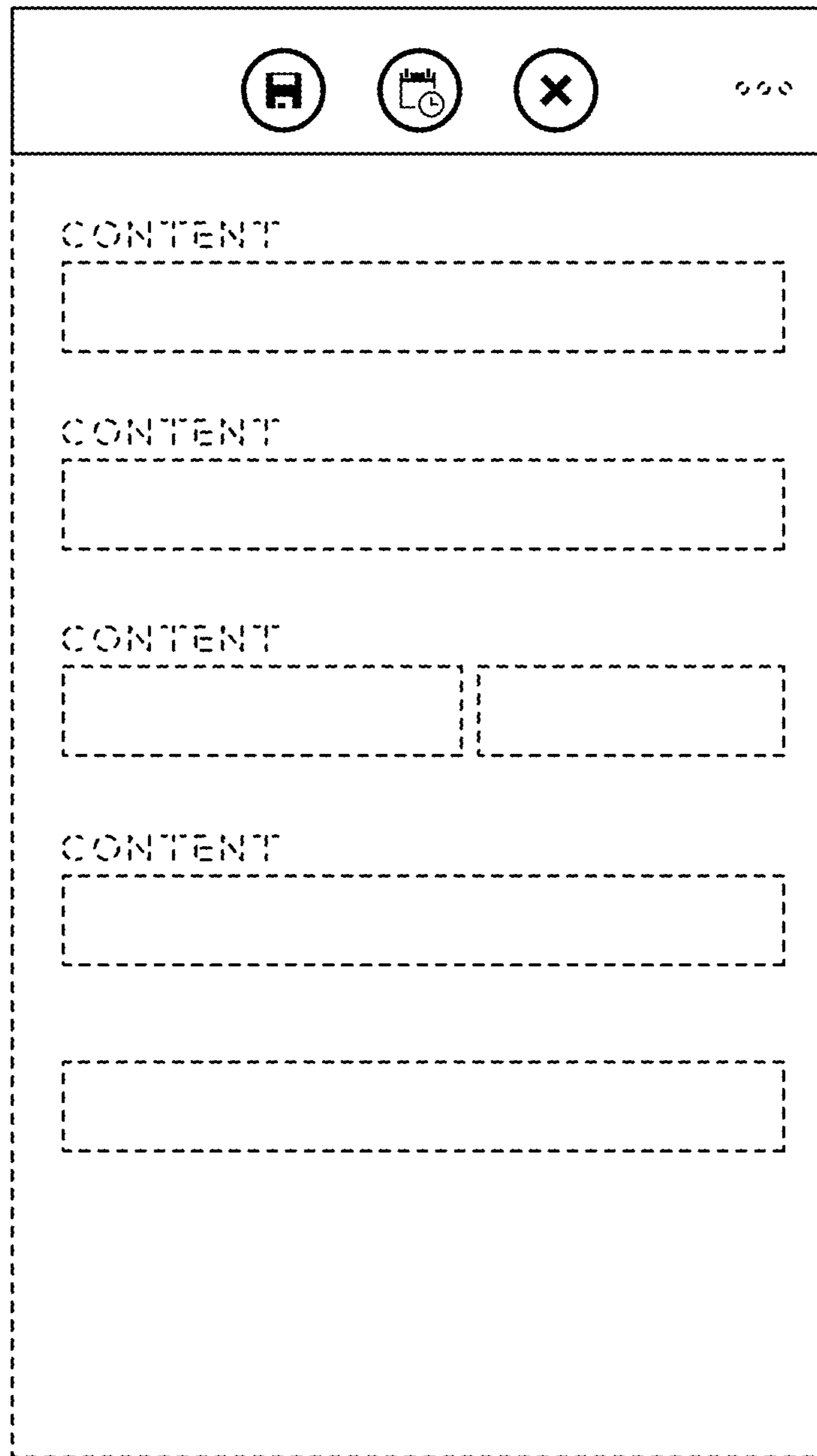


FIG. 2

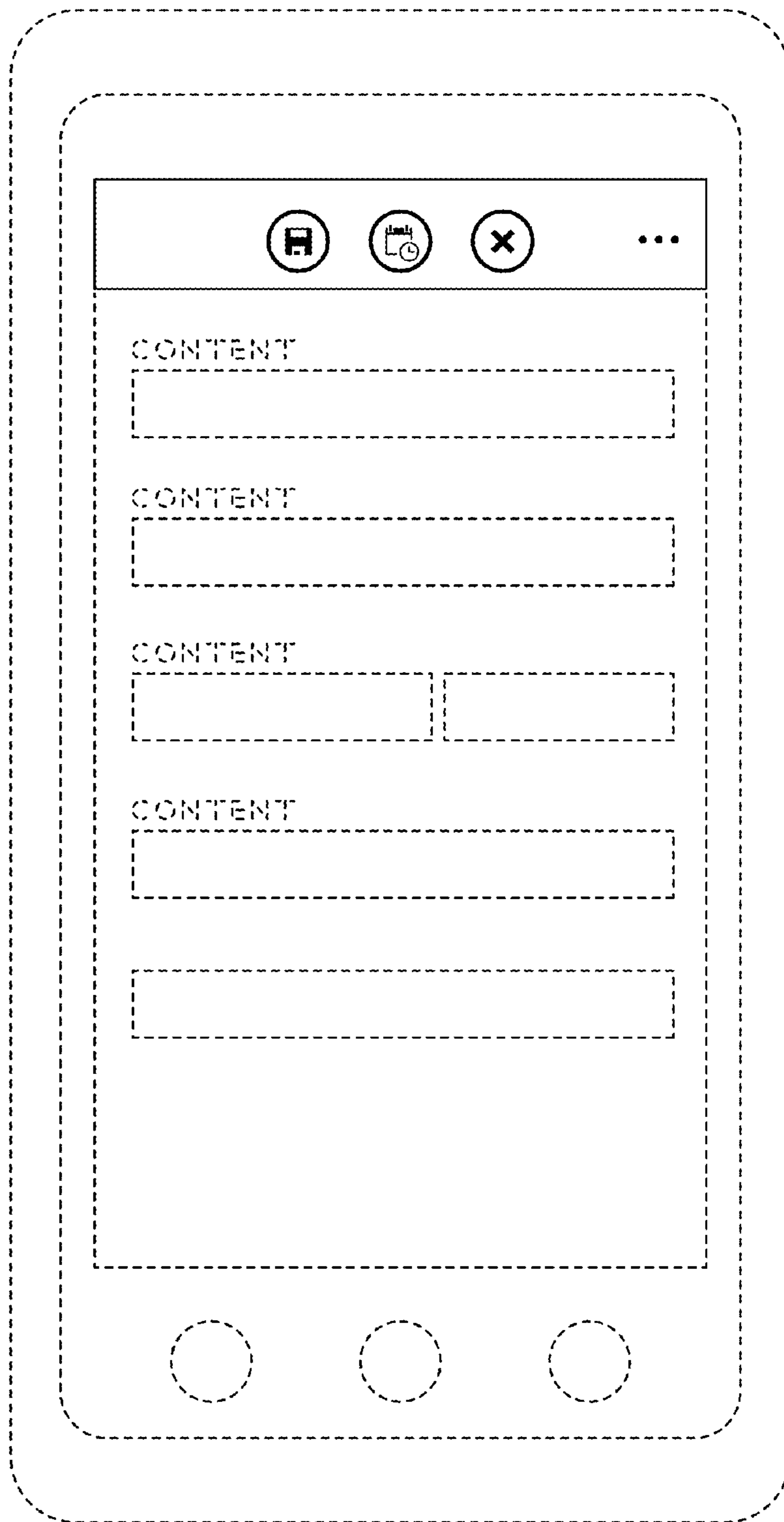


FIG. 3

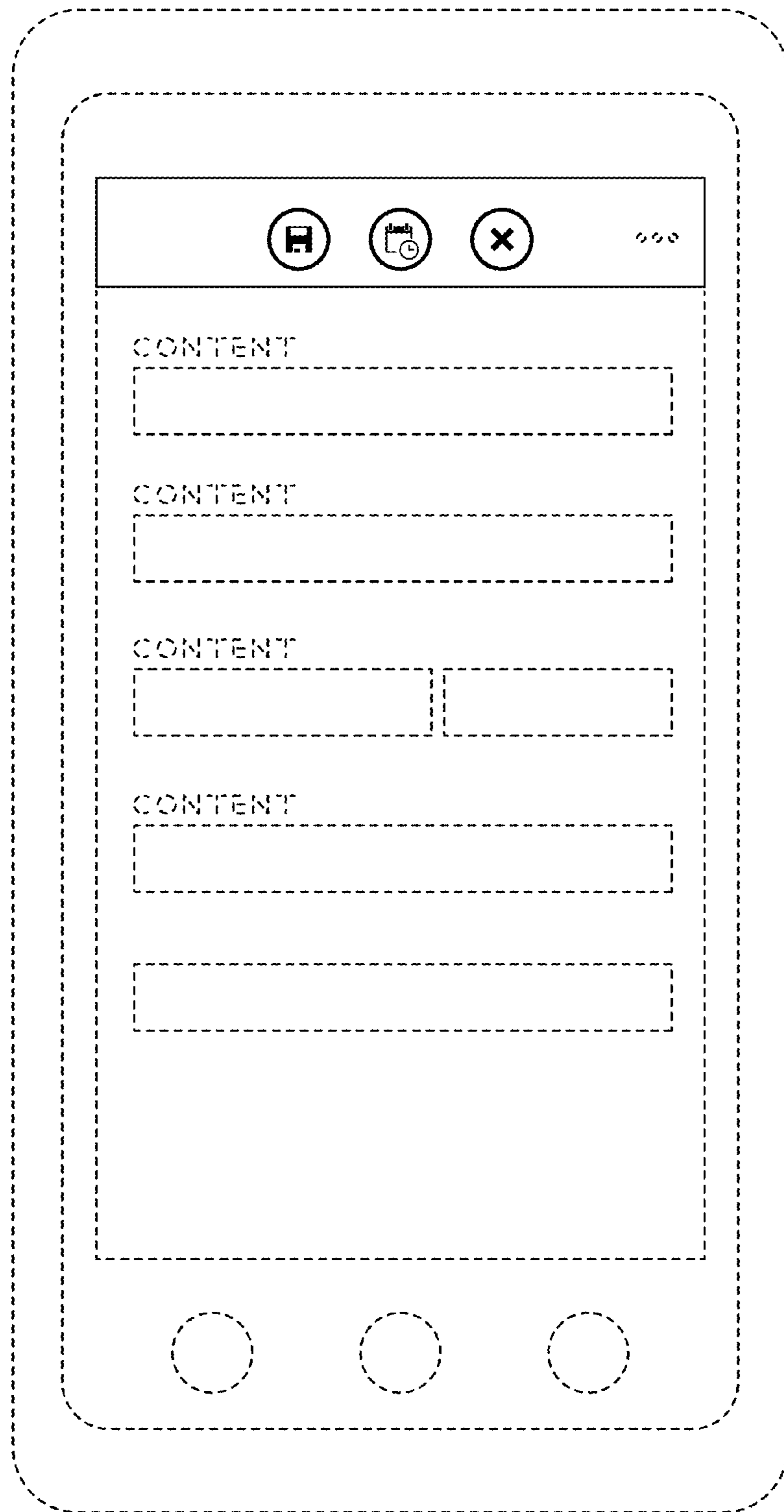


FIG. 4

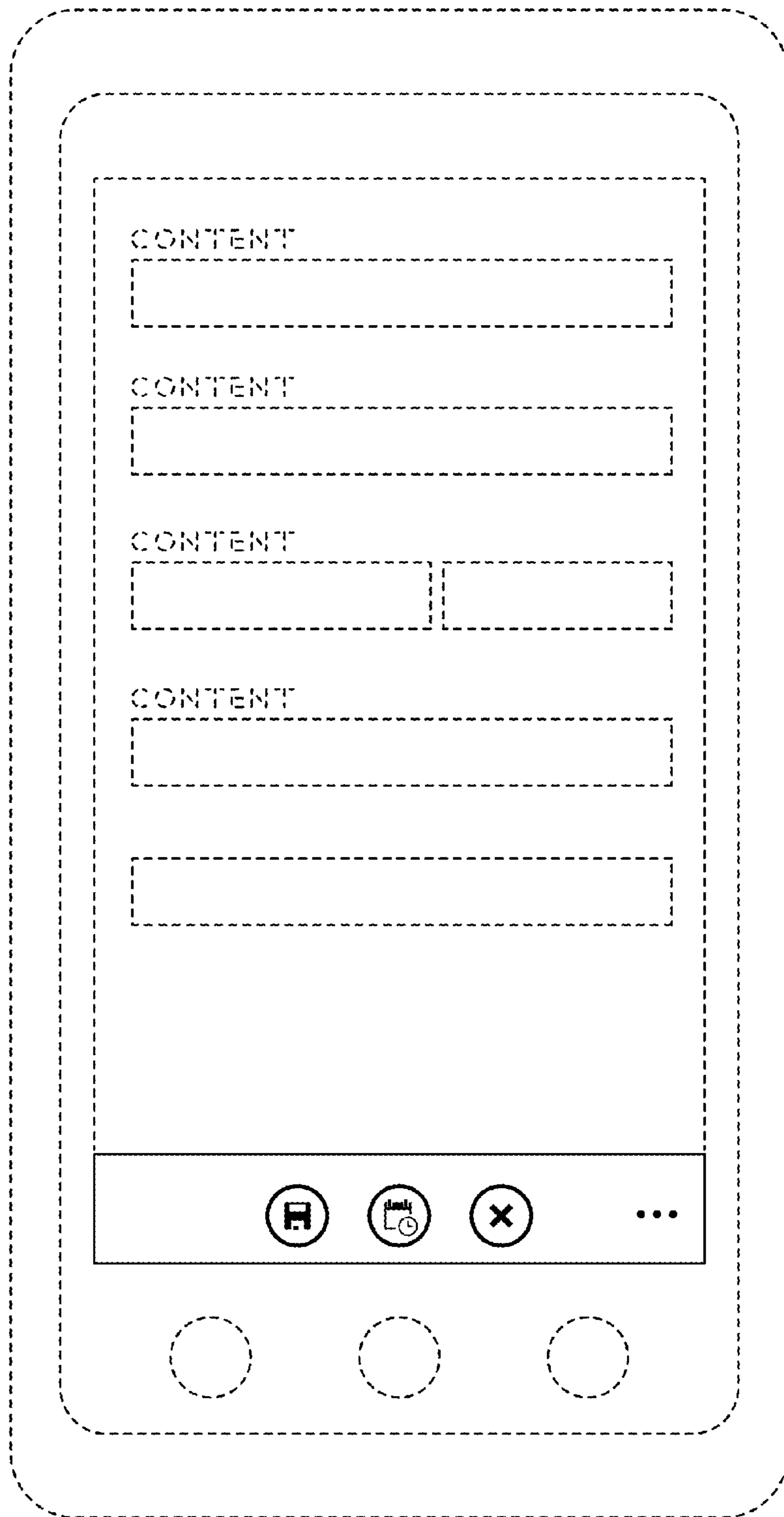


FIG. 5

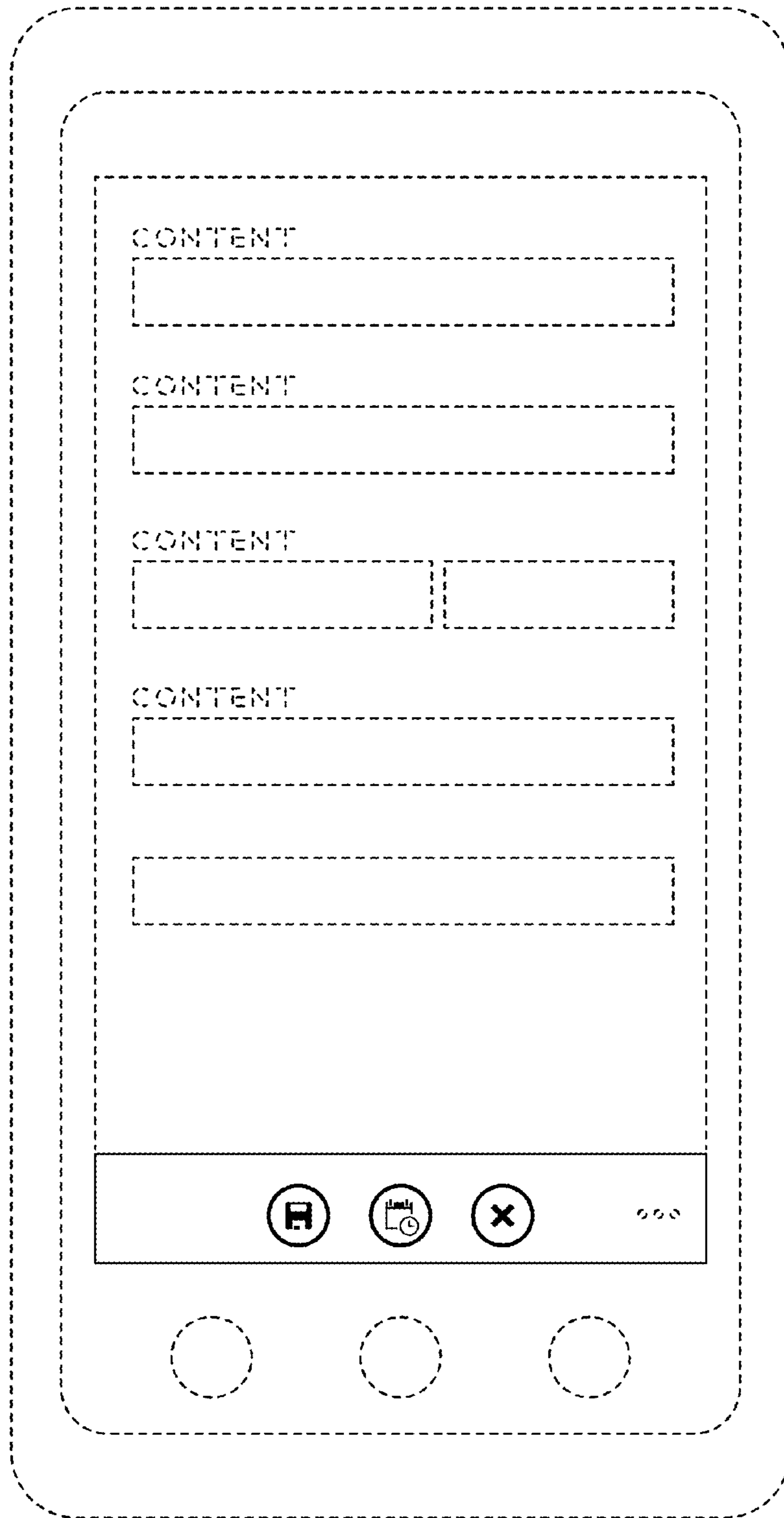


FIG. 6