



US00D744513S

(12) **United States Design Patent**
Ahn et al.

(10) **Patent No.:** **US D744,513 S**
(45) **Date of Patent:** **** Dec. 1, 2015**

(54) **DISPLAY SCREEN WITH TRANSITIONAL GRAPHICAL USER INTERFACE**

D667,423 S * 9/2012 Nagamine D14/488
D675,228 S * 1/2013 Frost et al. D14/488
D683,737 S * 6/2013 Brinda et al. D14/485

(71) Applicant: **LG Electronics Inc.**, Seoul (KR)

(Continued)

(72) Inventors: **Kyoung Mo Ahn**, Seoul (KR); **Ji Hye Min**, Seoul (KR); **Kwon Han Bae**, Seoul (KR); **Yong Deok Lee**, Seoul (KR)

Primary Examiner — Brandon M Rosati

Assistant Examiner — Rhea Shields

(74) *Attorney, Agent, or Firm* — Morgan, Lewis & Bockius LLP

(73) Assignee: **LG Electronics Inc.**, Seoul (KR)

(57) **CLAIM**

(**) Term: **14 Years**

We claim the ornamental design for a display screen with transitional graphical user interface, as shown and described.

(21) Appl. No.: **29/473,205**

DESCRIPTION

(22) Filed: **Nov. 20, 2013**

(30) **Foreign Application Priority Data**

Jul. 5, 2013 (KR) 30-2013-0034773

(51) **LOC (10) Cl.** **14-03**

(52) **U.S. Cl.**
USPC **D14/486**

(58) **Field of Classification Search**
USPC D14/485-495; D20/24; D18/26, 31-33;
715/702, 764
CPC G06F 3/016; G06F 3/0481; G06F 3/0482
See application file for complete search history.

FIG. 1 is a front view of a display screen with transitional graphical user interface showing our new design; FIG. 2 is a front view of a second image thereof; FIG. 3 is a front view of a third image thereof; FIG. 4 is a front view of a fourth image thereof; FIG. 5 is a front view of a fifth image thereof; FIG. 6 is a front view of a sixth image thereof; FIG. 7 is a front view of a seventh image thereof; FIG. 8 is a front view of an eighth image thereof; FIG. 9 is a front view of a ninth image thereof; FIG. 10 is a front view of a tenth image thereof; and, FIG. 11 is a front view of an eleventh image thereof.

In the drawings, the broken lines are for the purpose of illustrating portions of a display screen with transitional graphical user interface and environmental structure that form no part of the claimed design.


The appearance of the image transitions sequentially between the images shown in FIGS. 1 to 11. The process or period in which one image transitions to another forms no part of the claimed design.

(56) **References Cited**

U.S. PATENT DOCUMENTS

D614,648 S * 4/2010 Arnell D14/489
D626,131 S * 10/2010 Kruzeniski et al. D14/485
D650,793 S * 12/2011 Impas et al. D14/489
D654,928 S * 2/2012 Morrow et al. D14/492
D654,929 S * 2/2012 Morrow et al. D14/492
D665,420 S * 8/2012 Morrow et al. D14/492

1 Claim, 6 Drawing Sheets



(56)

References Cited

U.S. PATENT DOCUMENTS

D684,583 S *	6/2013	Brinda et al.	D14/485	D706,807 S *	6/2014	Harre	D14/488
D690,321 S *	9/2013	Ho Kushner et al.	D14/489	D708,203 S *	7/2014	Johnson	D14/487
D691,171 S *	10/2013	Brinda et al.	D14/488	D709,917 S *	7/2014	Faulkner et al.	D14/494
D694,254 S *	11/2013	Brinda et al.	D14/485	D710,862 S *	8/2014	Wang et al.	D14/485
D695,775 S *	12/2013	Brinda et al.	D14/488	D711,395 S *	8/2014	Hanson et al.	D14/485
D697,931 S *	1/2014	Lee et al.	D14/486	D712,914 S *	9/2014	Lee et al.	D14/486
D697,932 S *	1/2014	Lee et al.	D14/486	D712,915 S *	9/2014	Lee et al.	D14/486
D699,745 S *	2/2014	Pearson et al.	D14/488	D712,916 S *	9/2014	Lee et al.	D14/486
D699,746 S *	2/2014	Pearson et al.	D14/488	D712,917 S *	9/2014	Lee et al.	D14/486
D699,747 S *	2/2014	Pearson et al.	D14/488	D713,413 S *	9/2014	Lee et al.	D14/486
D700,617 S *	3/2014	Brinda et al.	D14/485	D713,414 S *	9/2014	Lee et al.	D14/486
D701,513 S *	3/2014	Park et al.	D14/485	D713,415 S *	9/2014	Lee et al.	D14/486
D701,522 S *	3/2014	Wang et al.	D14/486	D713,416 S *	9/2014	Lee et al.	D14/486
D703,693 S *	4/2014	Brinda et al.	D14/488	D714,818 S *	10/2014	Wang et al.	D14/486
D704,207 S *	5/2014	Lee et al.	D14/486	D714,819 S *	10/2014	Wang et al.	D14/486
D705,793 S *	5/2014	Lee	D14/486	D716,319 S *	10/2014	Fan et al.	D14/485
					D716,334 S *	10/2014	Lee et al.	D14/486
					D732,076 S *	6/2015	Kim	D14/491
					D732,556 S *	6/2015	Shunock	D14/486

* cited by examiner

FIG. 1




FIG. 2




FIG.3




FIG.4

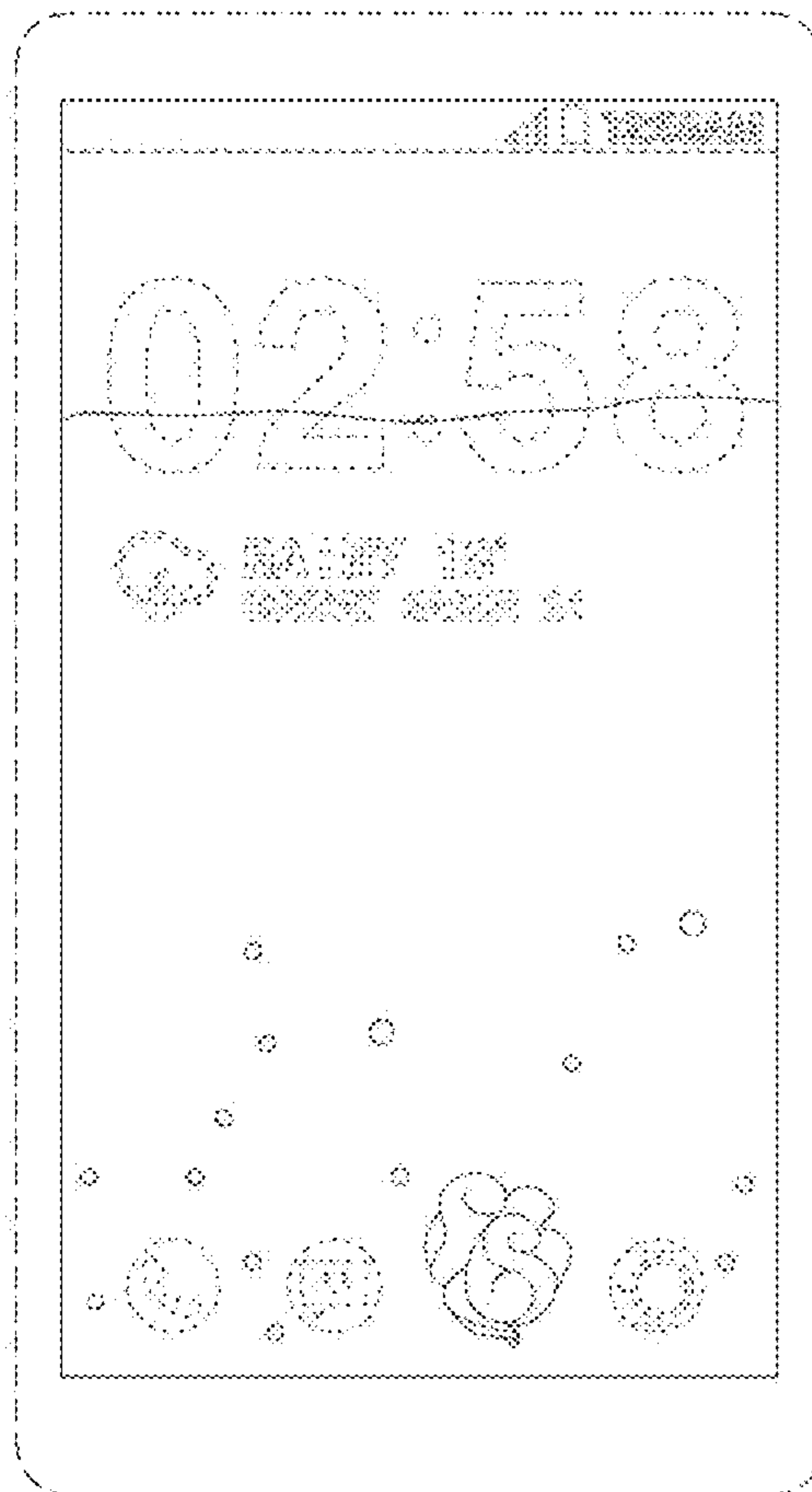


FIG. 5




FIG. 6




FIG. 7




FIG. 8




FIG. 9




FIG. 10




FIG. 11

