



US00D744512S

(12) **United States Design Patent**
Shin

(10) **Patent No.:** **US D744,512 S**
(45) **Date of Patent:** **** Dec. 1, 2015**

- (54) **DISPLAY SCREEN WITH TRANSITIONAL GRAPHICAL USER INTERFACE**
- (71) Applicant: **Microsoft Corporation**, Redmond, WA (US)
- (72) Inventor: **Joonkyung Shin**, Seattle, WA (US)
- (73) Assignee: **Microsoft Corporation**, Redmond, WA (US)
- (**) Term: **14 Years**
- (21) Appl. No.: **29/470,847**
- (22) Filed: **Oct. 25, 2013**
- (51) **LOC (10) Cl.** **14-03**
- (52) **U.S. Cl.**
USPC **D14/486**
- (58) **Field of Classification Search**
USPC D14/485-495; D20/24; D18/26, 31-33; 715/702, 764
CPC G06F 3/016; G06F 3/481; G06F 3/0482
See application file for complete search history.

D730,919 S *	6/2015	Jeong et al.	D14/485
D732,055 S *	6/2015	Schwartz	D14/486
D732,579 S *	6/2015	Kim et al.	D14/492
D733,162 S *	6/2015	Aoshima	D14/485
D733,747 S *	7/2015	Jeong et al.	D14/488
D733,748 S *	7/2015	Seo et al.	D14/488
D733,754 S *	7/2015	Jung	D14/492
D734,358 S *	7/2015	Rehberg et al.	D14/488
D734,777 S *	7/2015	Kadosh	D14/489
D734,778 S *	7/2015	Kadosh	D14/489
D735,230 S *	7/2015	Seo et al.	D14/486
D735,233 S *	7/2015	Francisco et al.	D14/487

* cited by examiner

Primary Examiner — Brandon M Rosati
Assistant Examiner — Rhea Shields
(74) *Attorney, Agent, or Firm* — Banner & Witcoff, Ltd.

(57) **CLAIM**
The ornamental design for a display screen with transitional graphical user interface, as shown and described.

DESCRIPTION

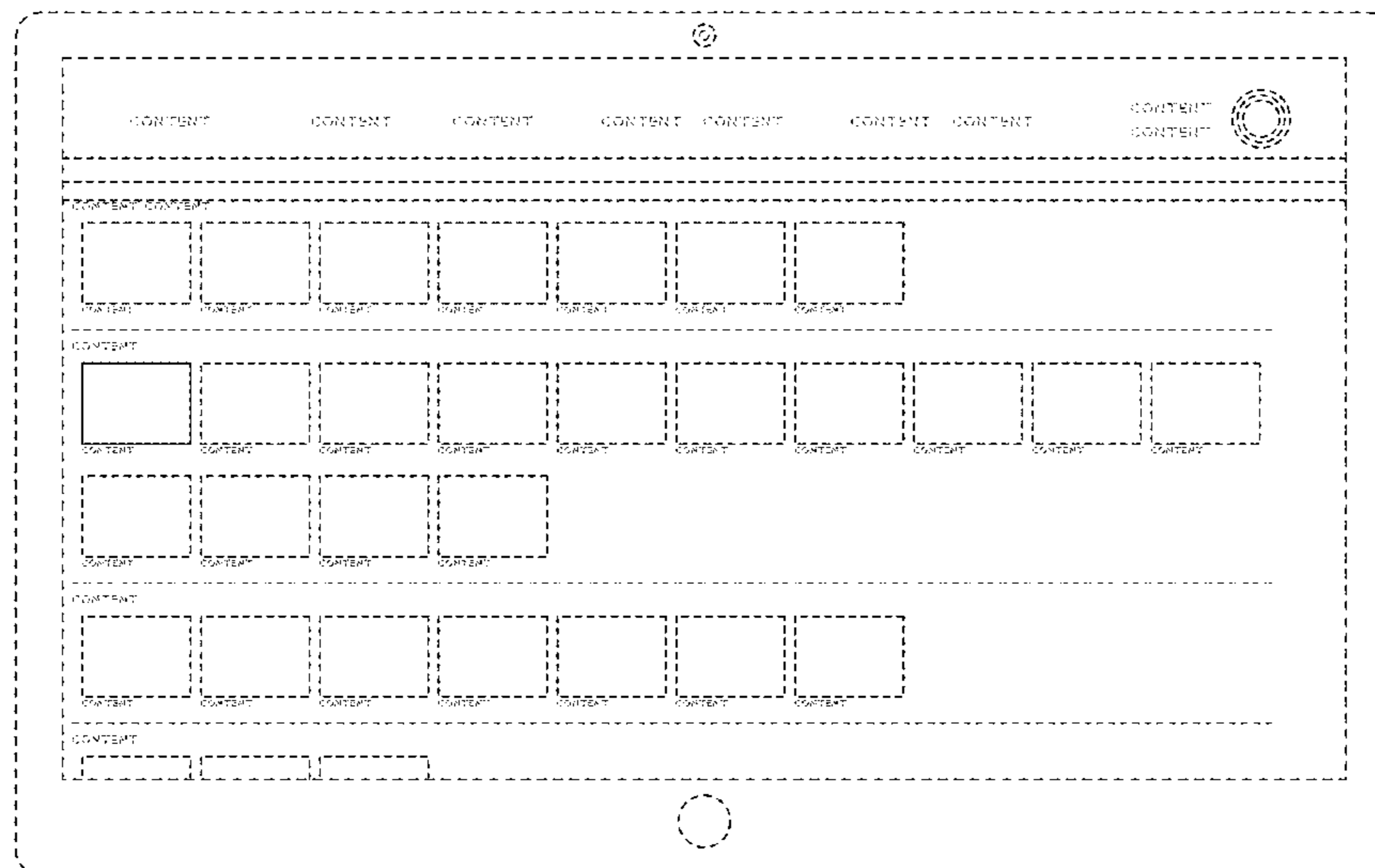
FIG. 1 is the first image in a sequence for a display screen with transitional graphical user interface showing my new design on a device;
FIG. 2 is the second image thereof;
FIG. 3 is an enlarged partial view of the first image of the display screen with transitional graphical user interface; and, FIG. 4 is an enlarged partial view of the second image.
The appearance of the transitional graphical user interface sequentially transitions between the images shown in FIGS. 1-2 and FIGS. 3-4. The process or period in which one image transitions to another forms no part of the claimed design.
In the drawings, the broken lines are for the purpose of illustrating portions of a display screen with transitional graphical user interface and environmental structure that form no part of the claimed design.

1 Claim, 4 Drawing Sheets

(56) **References Cited**

U.S. PATENT DOCUMENTS

D667,020 S *	9/2012	MacKenzie et al.	D14/486
D691,617 S *	10/2013	Holz et al.	D14/485
D695,780 S *	12/2013	Edwards et al.	D14/488
D695,781 S *	12/2013	Edwards et al.	D14/488
D696,283 S *	12/2013	Schwengler et al.	D14/486
D697,524 S *	1/2014	Ording	D14/486
D699,743 S *	2/2014	Arnold et al.	D14/488
D711,405 S *	8/2014	Hurd et al.	D14/486
D714,821 S *	10/2014	Chand et al.	D14/487
D717,312 S *	11/2014	Matas et al.	D14/485
D727,350 S *	4/2015	Ray et al.	D14/488
D727,956 S *	4/2015	Ray et al.	D14/488
D730,404 S *	5/2015	Yu et al.	D14/495



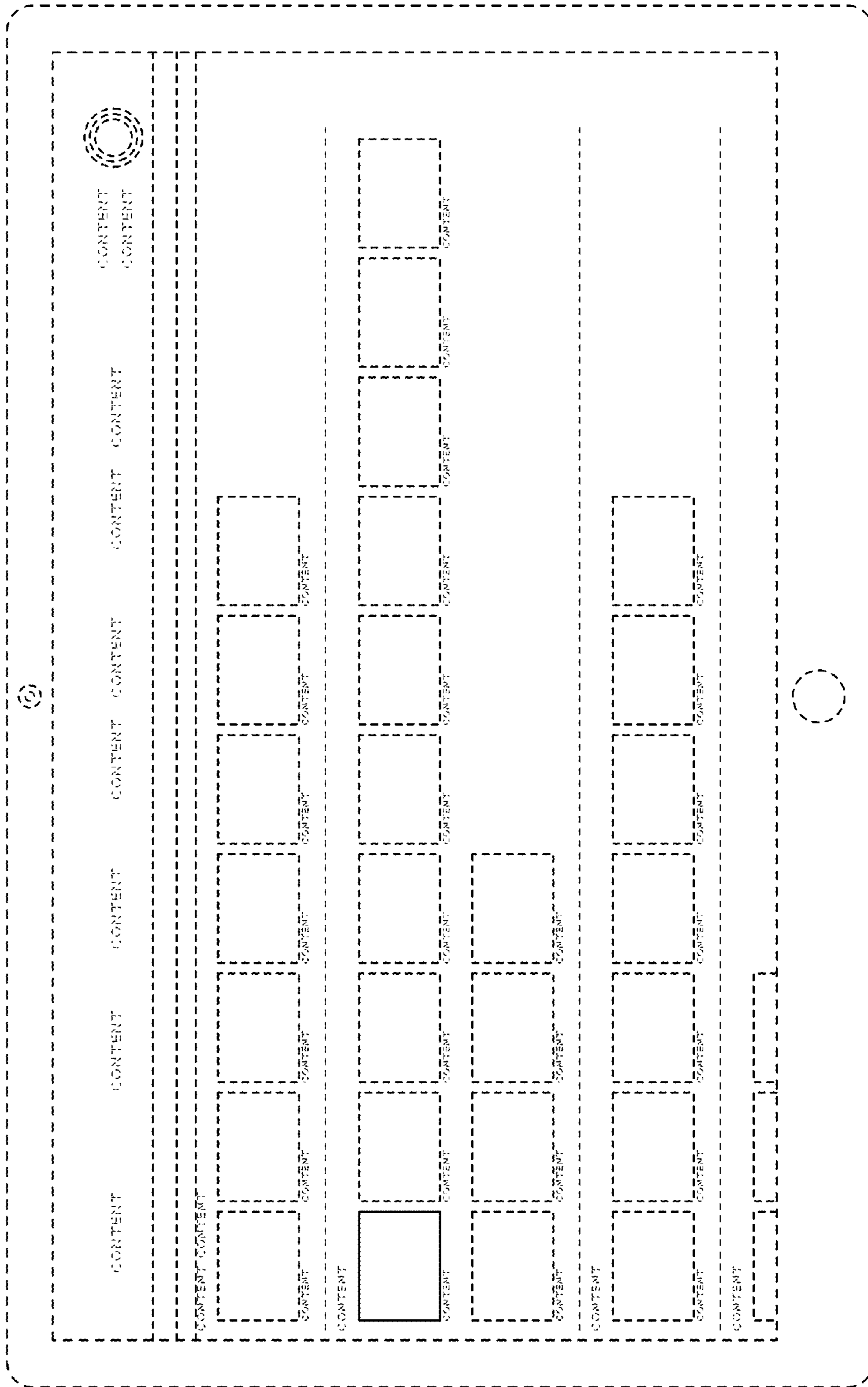


FIG. 1

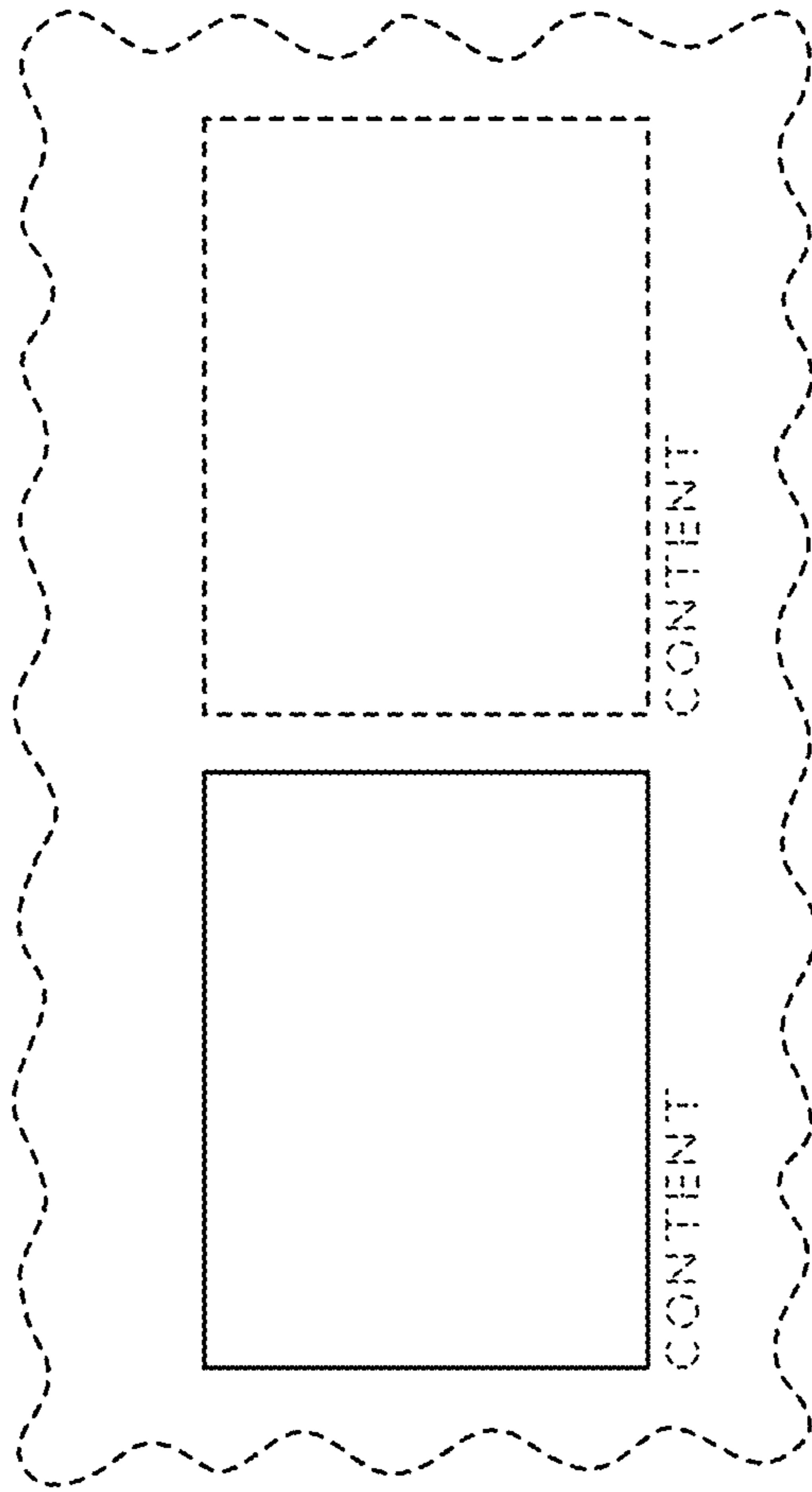


FIG. 3

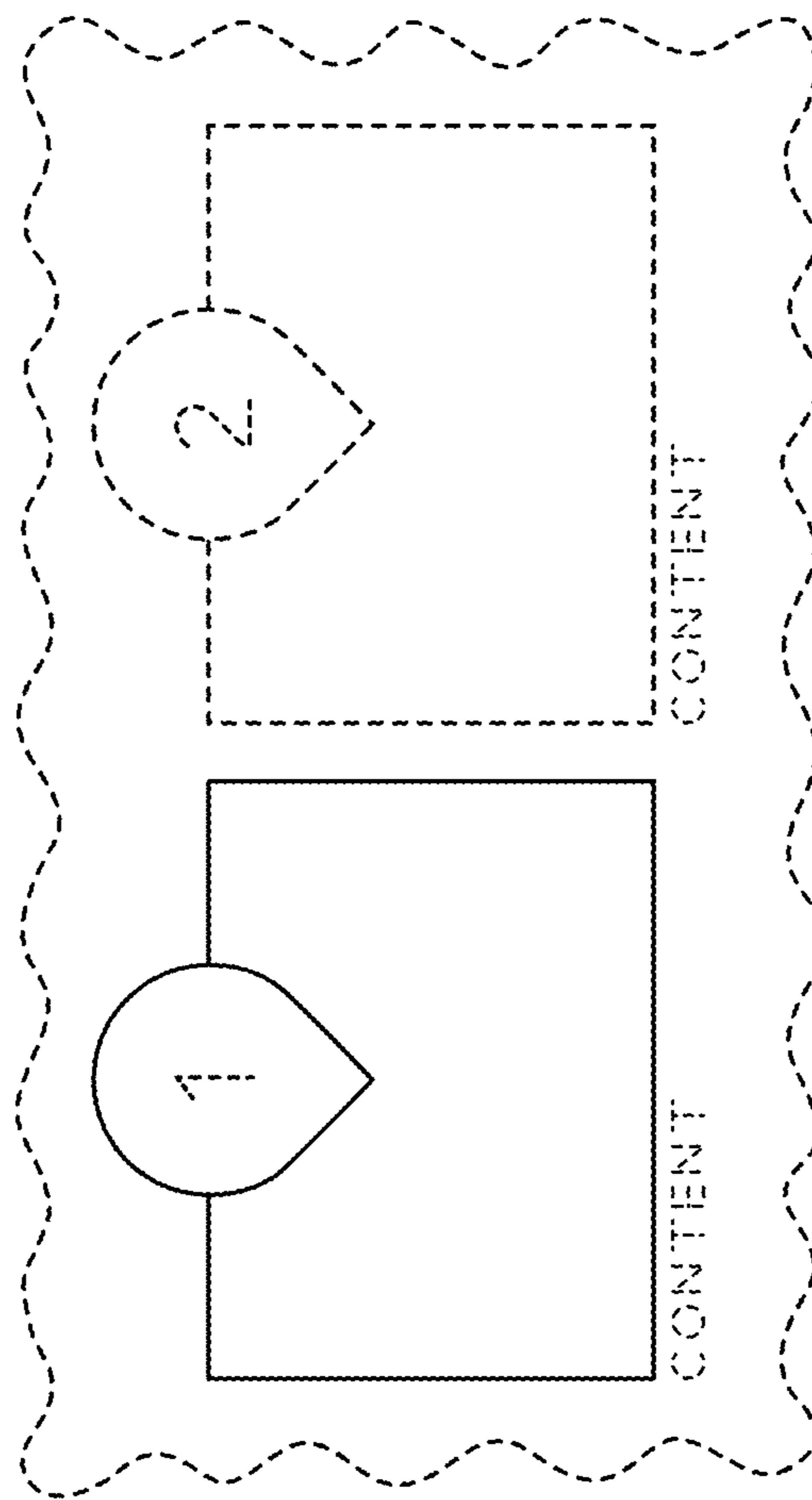


FIG. 4