

US00D744480S

(12) **United States Design Patent**
Kim

(10) **Patent No.:** **US D744,480 S**
(45) **Date of Patent:** **** Dec. 1, 2015**

(54) **MOBILE TERMINAL**

(71) Applicant: **Samsung Electronics Co., Ltd.**,
Suwon-si (KR)

(72) Inventor: **Hak-Do Kim**, Seoul (KR)

(73) Assignee: **Samsung Electronics Co., Ltd.**,
Suwon-si (KR)

(**) Term: **14 Years**

(21) Appl. No.: **29/465,081**

(22) Filed: **Aug. 23, 2013**

(30) **Foreign Application Priority Data**

Feb. 23, 2013 (KR) 30-2013-0009483

(51) **LOC (10) Cl.** **14-02**

(52) **U.S. Cl.**
USPC **D14/341; D14/248**

(58) **Field of Classification Search**
USPC D14/315-318, 341-347, 420, 426, 129,
D14/130, 496, 137, 138 R, 138 AA, 138 C,
D14/138 G, 147, 203.1, 203.3, 204.4, 203.7,
D14/218, 248, 388, 389; D10/50, 65, 104.1;
D21/329, 330; D6/308, 310
CPC ... G06F 3/0485; G06F 3/0488; G06F 1/1613;
G06F 1/1624; G06F 1/1626; G06F 1/165;
H04M 1/0202; H04M 1/0264; H04M 1/0214;
H04M 1/0279; H04M 1/0281; H04M 1/0283;
H04M 1/72544
See application file for complete search history.

(56) **References Cited**

U.S. PATENT DOCUMENTS

D662,489 S * 6/2012 Yeo D14/203.7
D668,652 S * 10/2012 Kim et al. D14/341
D684,556 S * 6/2013 Kim et al. D14/138 AA
D702,228 S * 4/2014 Park D14/341

D712,899 S * 9/2014 Park et al. D14/341
D715,794 S * 10/2014 Zhou et al. D14/341
D716,293 S * 10/2014 Hwang et al. D14/341
D716,798 S * 11/2014 Kurimoto et al. D14/341
D719,940 S * 12/2014 Lee et al. D14/248
D720,745 S * 1/2015 Yeo et al. D14/341
D720,746 S * 1/2015 Chung D14/341
D721,681 S * 1/2015 Lee et al. D14/248
D722,034 S * 2/2015 Lee et al. D14/138 G
D722,580 S * 2/2015 Dhondt D14/138 G
D723,490 S * 3/2015 Song et al. D14/138 G
D723,491 S * 3/2015 Song et al. D14/138 G
D723,492 S * 3/2015 Kim et al. D14/138 G
D723,493 S * 3/2015 Weng D14/138 G
D725,067 S * 3/2015 Kim et al. D14/138 G
D726,699 S * 4/2015 Lee et al. D14/248
D729,191 S * 5/2015 Chung et al. D14/138 G
D729,781 S * 5/2015 Lee et al. D14/248
D730,860 S * 6/2015 Ryu et al. D14/138 G

* cited by examiner

Primary Examiner — Barbara Fox

Assistant Examiner — Dana K Weiland

(74) *Attorney, Agent, or Firm* — NSIP Law

(57) **CLAIM**

The ornamental design for a mobile terminal, as shown and described.

DESCRIPTION

FIG. 1 is a front perspective view of a mobile terminal showing my new design;
FIG. 2 is a front view thereof;
FIG. 3 is a rear view thereof;
FIG. 4 is a left-side view thereof;
FIG. 5 is a right-side view thereof;
FIG. 6 is a top view thereof; and,
FIG. 7 is a bottom view thereof.

The broken lines shown in the drawings represent portions of the mobile terminal that form no part of the claimed design. The shade lines in the figures show contour and not surface ornamentation.

1 Claim, 5 Drawing Sheets





FIG. 1

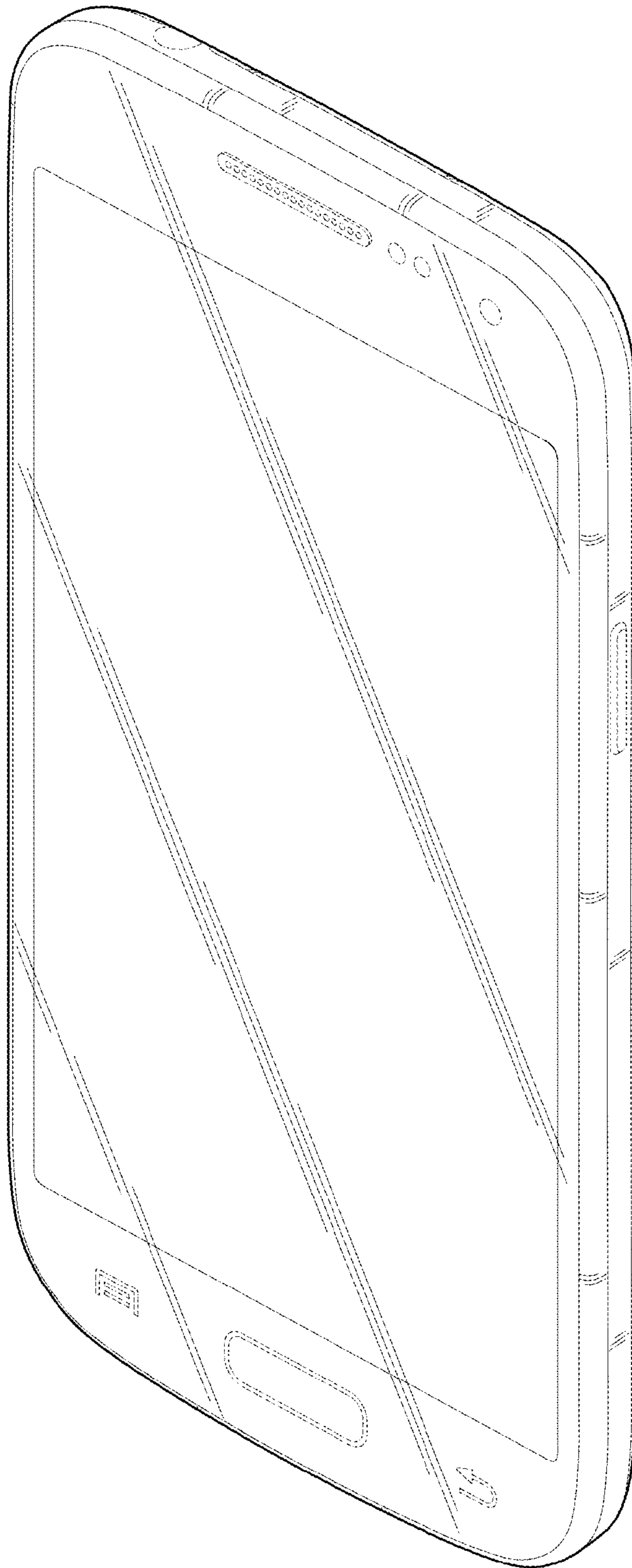


FIG. 2




FIG. 3




FIG. 4




FIG. 5

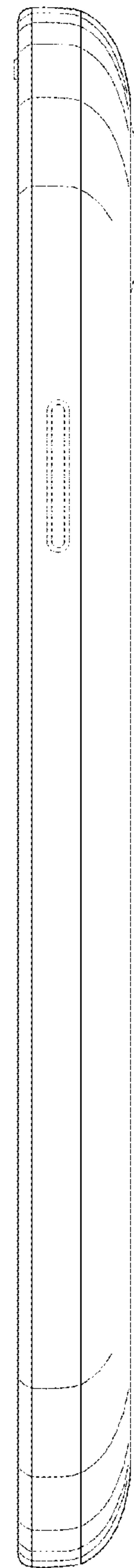


FIG. 6




FIG. 7

