



US00D744452S

(12) **United States Design Patent**  
**Takahata**

(10) **Patent No.:** **US D744,452 S**  
(45) **Date of Patent:** **\*\* Dec. 1, 2015**

(54) **INTERPHONE**

(71) Applicant: **AIPHONE CO., LTD.**, Nagoya-Shi (JP)

(72) Inventor: **Kotaro Takahata**, Nagoya (JP)

(73) Assignee: **Aiphone Co., Ltd.**, Nagoya-Shi (JP)

(\*\*) Term: **14 Years**

(21) Appl. No.: **29/502,798**

(22) Filed: **Sep. 19, 2014**

**Related U.S. Application Data**

(62) Division of application No. 29/432,262, filed on Sep. 14, 2012, now Pat. No. Des. 717,761.

(30) **Foreign Application Priority Data**

Mar. 28, 2012	(JP)	2012-007133
Mar. 28, 2012	(JP)	2012-007134
Mar. 28, 2012	(JP)	2012-007135
Mar. 28, 2012	(JP)	2012-007136
Aug. 27, 2012	(JP)	2012-020469
Aug. 27, 2012	(JP)	2012-020470
Aug. 27, 2012	(JP)	2012-020471

(51) **LOC (10) Cl.** ..... **14-01**

(52) **U.S. Cl.**  
USPC ..... **D14/159**

(58) **Field of Classification Search**  
USPC ..... D14/130, 140, 140.3, 142, 147-151,  
D14/329, 330, 434, 447, 241, 251, 253,  
D14/138 AD, 138 G, 159, 218, 247, 455;  
D13/107, 108; 379/428.01-428.04,  
379/440, 446; 320/110, 113-115  
CPC ..... H04M 1/23; H04M 1/02; H04M 1/0202;  
H01H 9/0235  
See application file for complete search history.

(56) **References Cited**

U.S. PATENT DOCUMENTS

D368,097 S	3/1996	Heberling et al.	
D408,821 S	4/1999	Takahashi	
D457,866 S	5/2002	Matsui et al.	
D477,609 S	7/2003	Heath et al.	
D496,031 S	9/2004	Ma et al.	
D516,545 S	3/2006	Lai	
D531,585 S	11/2006	Weitgasser et al.	
D531,588 S	11/2006	Peh	
D532,779 S	11/2006	Kim et al.	
D534,131 S	12/2006	Ng et al.	
D534,501 S	1/2007	Yao	
D541,275 S	4/2007	Lai	
D549,205 S *	8/2007	Cho	D14/138 AD
D558,619 S	1/2008	Bloem	
D569,819 S	5/2008	Rinaldi et al.	

(Continued)

FOREIGN PATENT DOCUMENTS

KR 30-0492580 5/2008

*Primary Examiner* — Carla Jobe Wright  
*Assistant Examiner* — Holly E Thurman  
(74) *Attorney, Agent, or Firm* — Burr & Brown, PLLC

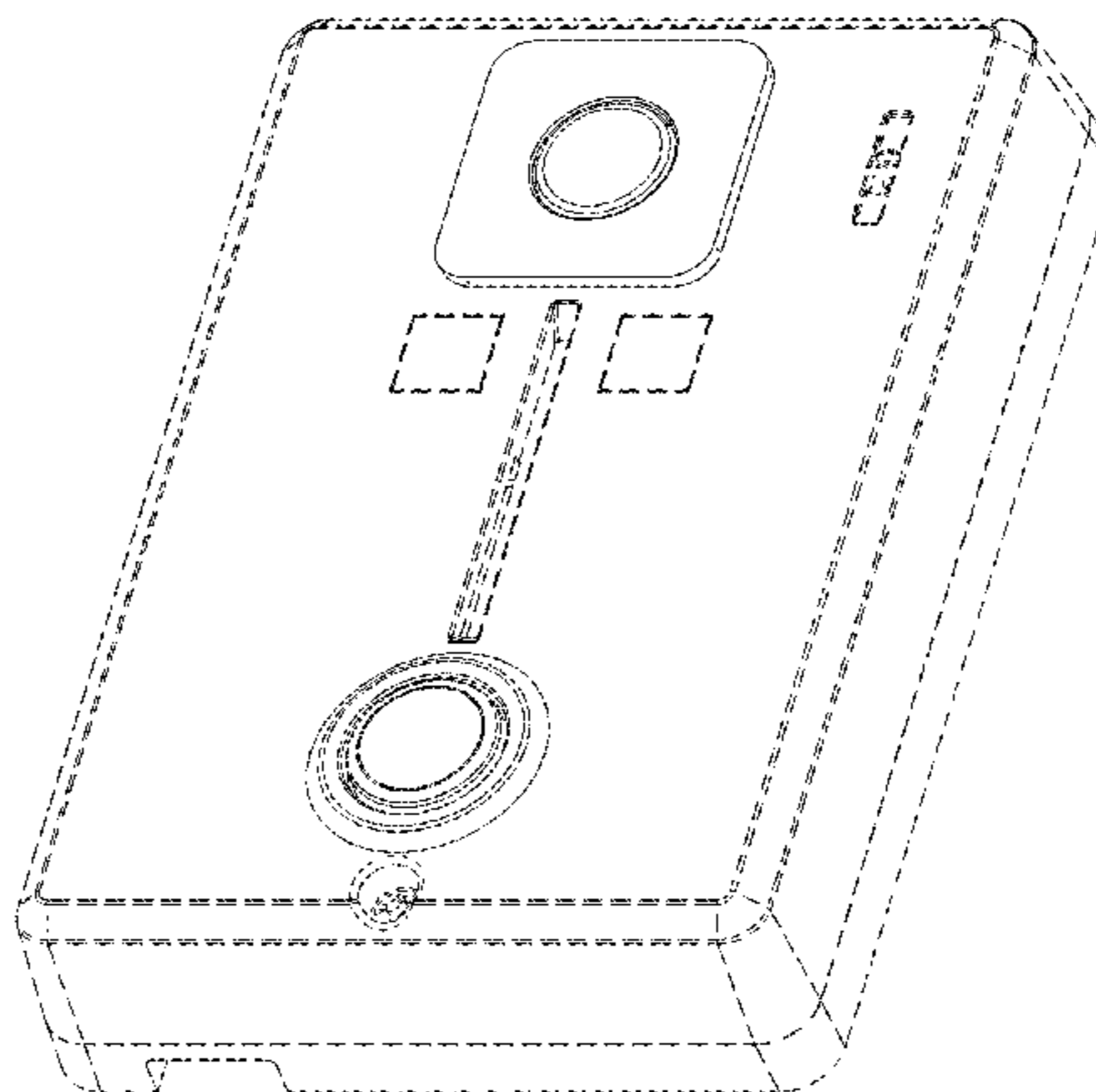
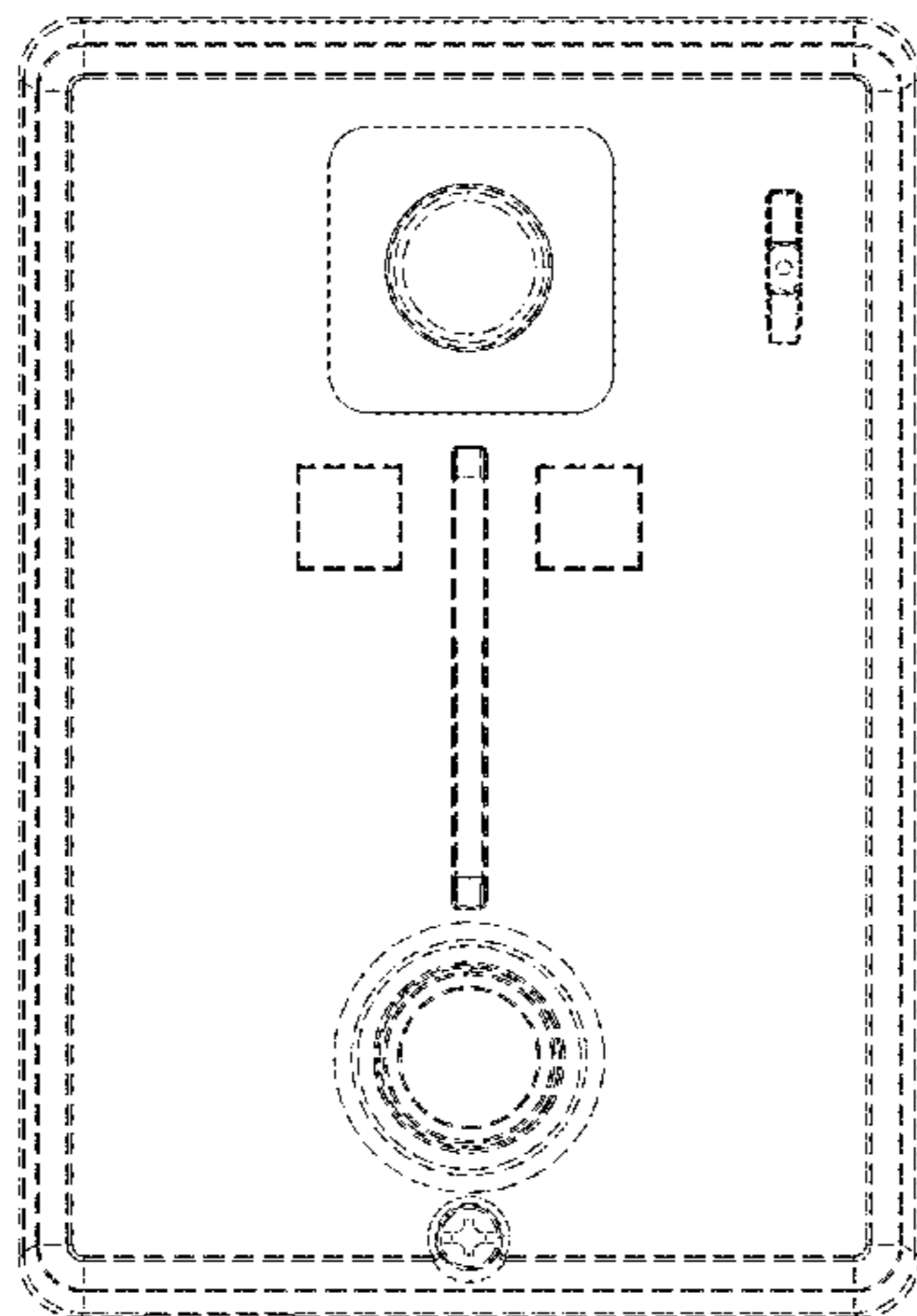
(57) **CLAIM**

The ornamental design for an interphone, as shown and described.

**DESCRIPTION**

FIG. 1 is a front elevational view of an interphone illustrating my new design;  
FIG. 2 is a rear elevational view thereof;  
FIG. 3 is a left side elevational view thereof,  
FIG. 4 is a right side elevational view thereof;  
FIG. 5 is a top plan view thereof,  
FIG. 6 is a bottom plan view thereof; and,  
FIG. 7 is a front perspective view thereof.  
The portions of the interphone shown in broken lines depict unclaimed subject matter only and form no part of the claimed design.

**1 Claim, 7 Drawing Sheets**



(56)

**References Cited**

U.S. PATENT DOCUMENTS

D572,685 S *	7/2008	Peng .....	D14/138 G	D636,761 S	4/2011	Hansen et al.	
D577,713 S	9/2008	Kim et al.		D640,669 S	6/2011	Cho et al.	
D578,993 S	10/2008	Yamada et al.		D645,848 S	9/2011	Arnholt et al.	
D583,776 S	12/2008	Lacour et al.		D647,510 S	10/2011	Maier et al.	
D588,574 S	3/2009	Takahata		D647,884 S	11/2011	Moon et al.	
D590,730 S	4/2009	Simard et al.		D650,365 S	12/2011	McManigal et al.	
D595,260 S	6/2009	Takahata		D661,664 S *	6/2012	Felegy et al. ....	D13/168
D598,893 S	8/2009	Asai		D661,690 S	6/2012	Weitgasser	
D602,895 S *	10/2009	Chun .....	D14/138 AD	D661,691 S	6/2012	Weitgasser	
D606,982 S *	12/2009	Kaneko .....	D14/218	D663,288 S	7/2012	Aquillano et al.	
D619,105 S *	7/2010	Felegy et al. ....	D13/168	D665,382 S *	8/2012	Kim et al. ....	D14/218
D619,971 S *	7/2010	Felegy et al. ....	D13/168	D667,809 S *	9/2012	Oh .....	D14/138 G
D620,917 S	8/2010	Hattori et al.		D689,037 S	9/2013	Sumi et al.	
D621,371 S	8/2010	Sheppard et al.		D697,055 S	1/2014	McManigal	
D626,942 S	11/2010	Aquillano et al.		D697,056 S	1/2014	McManigal	
D633,478 S	3/2011	Bolton		D697,499 S	1/2014	McManigal	
D633,891 S *	3/2011	Park et al. ....	D14/138 AD	D714,232 S *	9/2014	Chambers et al. ....	D13/174
D636,371 S	4/2011	Spielvogel et al.		D718,762 S *	12/2014	Aarrestad et al. ....	D14/255
				2004/0224717 A1	11/2004	Hertzberg et al.	
				2007/0247376 A1	10/2007	Kim et al.	
				2009/0084147 A1	4/2009	Mizutani et al.	

\* cited by examiner

Fig.1

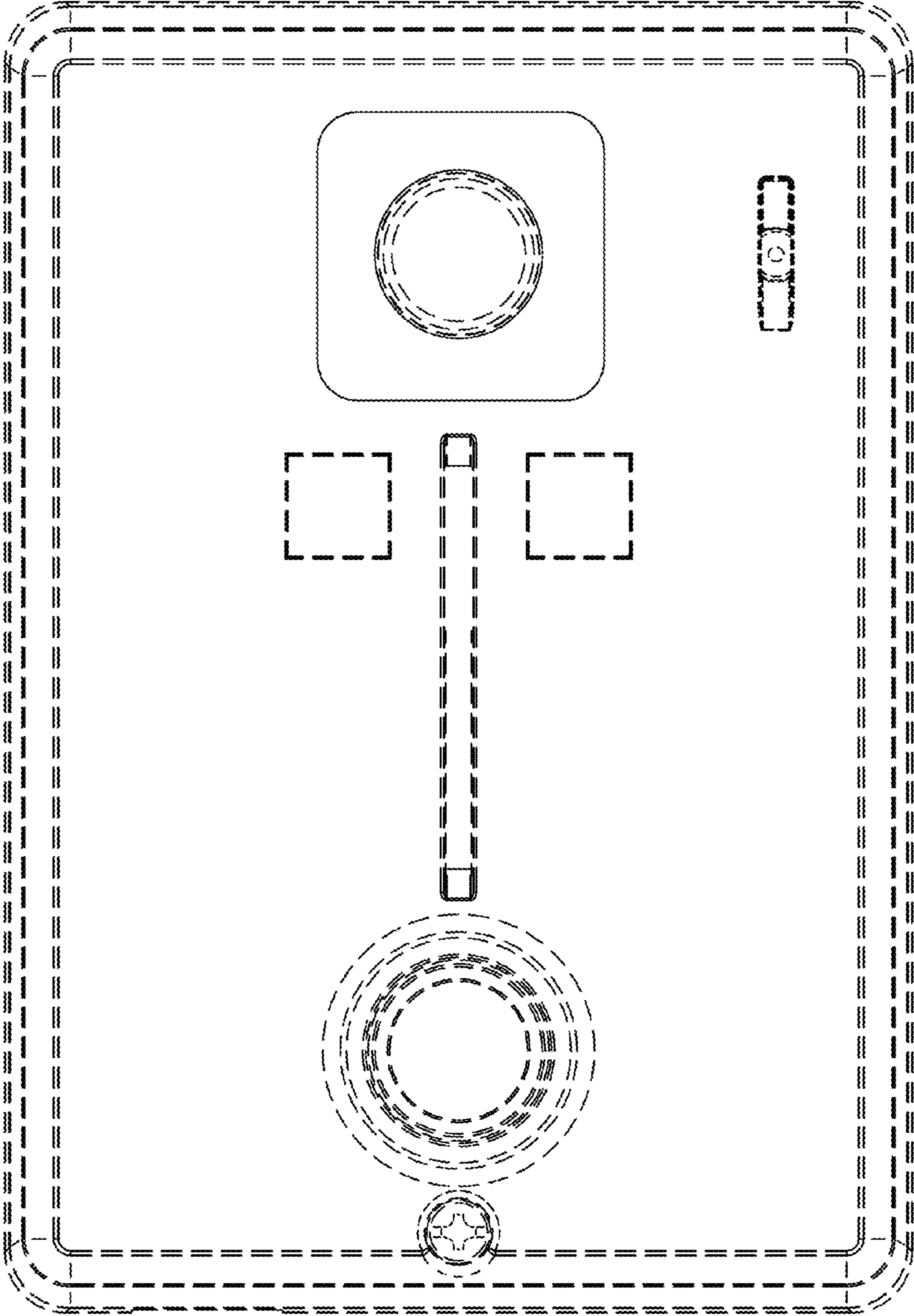


Fig.2

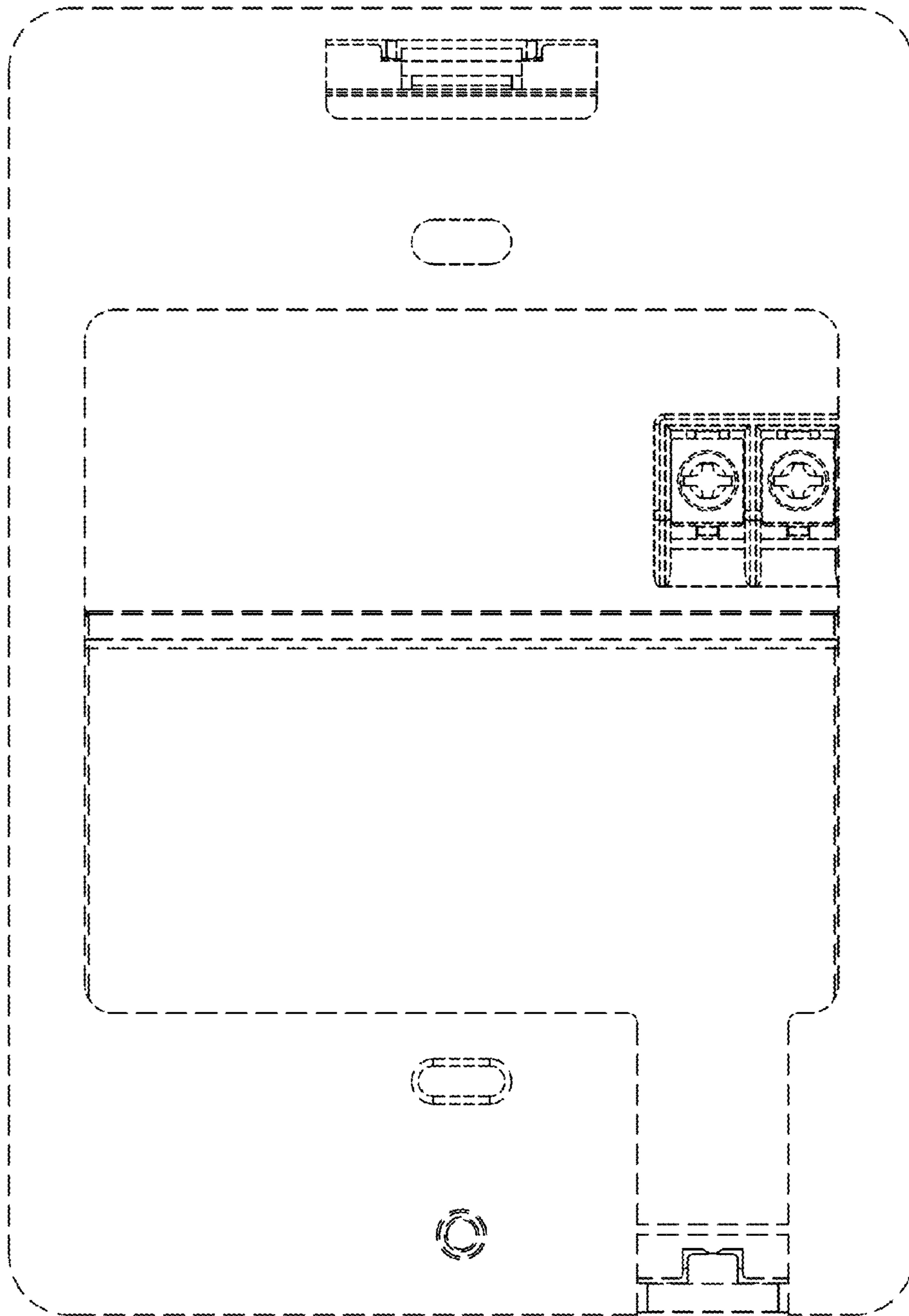


Fig.3

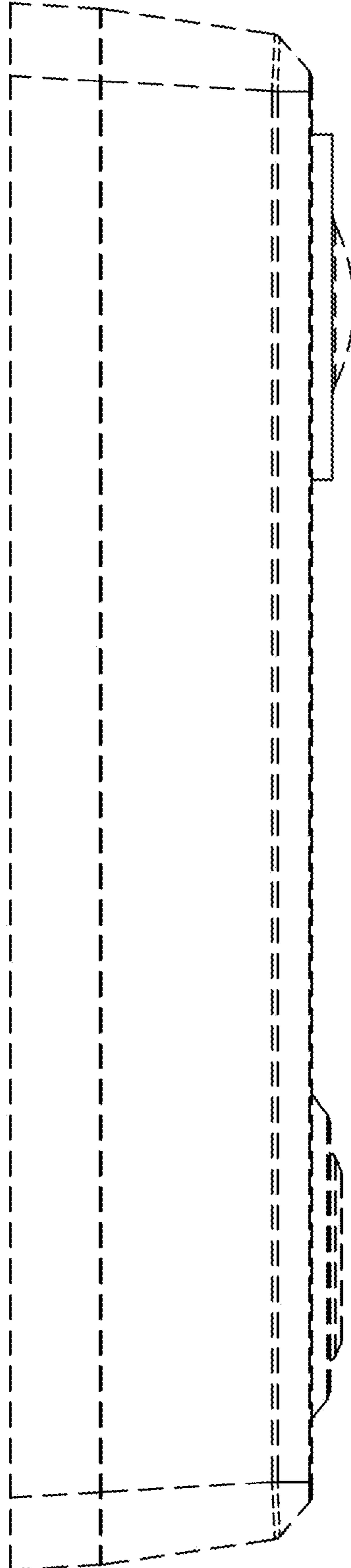


Fig.4




Fig.5

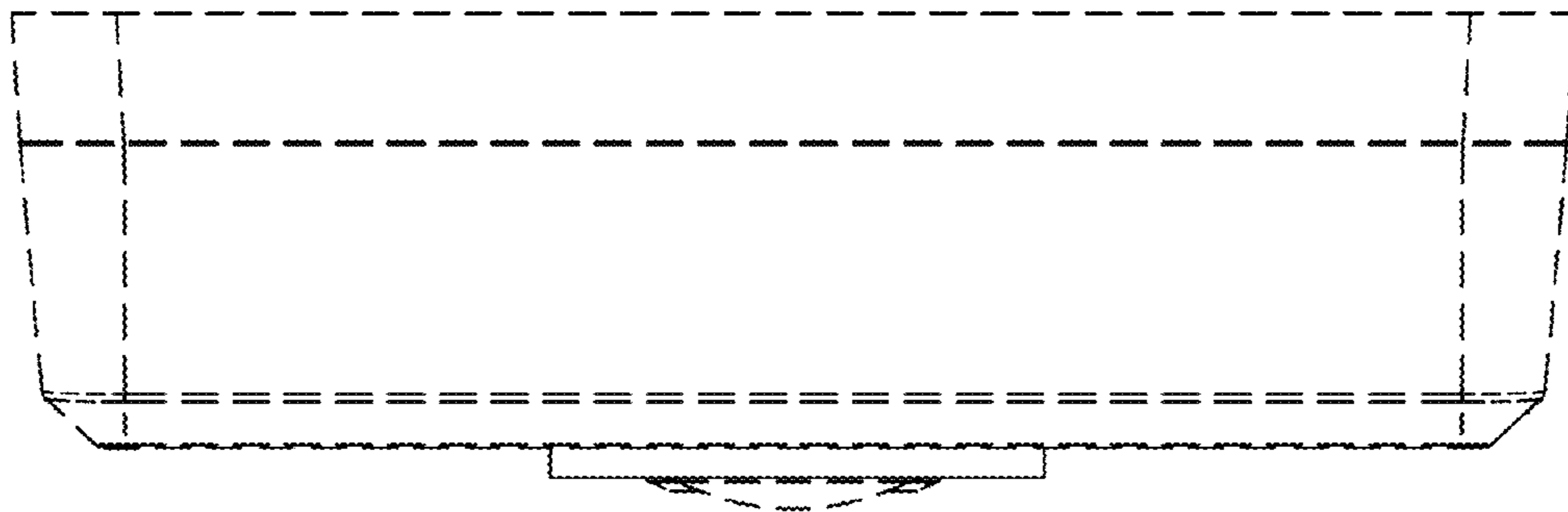


Fig.6






Fig.7

