



US00D744451S

(12) **United States Design Patent**
Takahata

(10) **Patent No.:** **US D744,451 S**
(45) **Date of Patent:** **** Dec. 1, 2015**

(54) **INTERPHONE**

(71) Applicant: **AIPHONE CO., LTD.**, Nagoya-Shi (JP)

(72) Inventor: **Kotaro Takahata**, Nagoya (JP)

(73) Assignee: **Aiphone Co., Ltd.**, Nagoya-Shi (JP)

(**) Term: **14 Years**

(21) Appl. No.: **29/502,793**

(22) Filed: **Sep. 19, 2014**

Related U.S. Application Data

(62) Division of application No. 29/432,262, filed on Sep. 14, 2012, now Pat. No. Des. 717,761.

(30) **Foreign Application Priority Data**

Mar. 28, 2012 (JP) 2012-007133
Mar. 28, 2012 (JP) 2012-007134
Mar. 28, 2012 (JP) 2012-007135
Mar. 28, 2012 (JP) 2012-007136
Aug. 27, 2012 (JP) 2012-020469
Aug. 27, 2012 (JP) 2012-020470
Aug. 27, 2012 (JP) 2012-020471

(51) **LOC (10) Cl.** **14-01**

(52) **U.S. Cl.**
USPC **D14/142; D14/159**

(58) **Field of Classification Search**
USPC D14/130, 140, 140.3, 142, 147-151,
D14/329, 330, 434, 447, 241, 251, 253,
D14/138 AD, 138 G, 159, 218, 247, 455;
D13/107, 108; 379/428.01-428.04,
379/440, 446; 320/110, 113-115
CPC H04M 1/23; H04M 1/02; H04M 1/0202;
H01H 9/0235
See application file for complete search history.

(56) **References Cited**

U.S. PATENT DOCUMENTS

D348,471 S * 7/1994 Matheny D14/247
D368,097 S 3/1996 Heberling et al.
D408,821 S 4/1999 Takahashi
D457,866 S 5/2002 Matsui et al.
D477,609 S 7/2003 Heath et al.
D496,031 S 9/2004 Ma et al.
D500,309 S * 12/2004 Borsboom D14/218
D516,545 S 3/2006 Lai
D531,137 S * 10/2006 Wu D13/168
D531,585 S 11/2006 Weitgasser et al.
D531,588 S 11/2006 Peh
D532,425 S * 11/2006 Kim D14/203.7
D532,779 S 11/2006 Kim et al.
D534,131 S 12/2006 Ng et al.
D534,501 S 1/2007 Yao

(Continued)

FOREIGN PATENT DOCUMENTS

KR 30-0492580 5/2008

Primary Examiner — Carla Jobe Wright
Assistant Examiner — Holly E Thurman
(74) *Attorney, Agent, or Firm* — Burr & Brown, PLLC

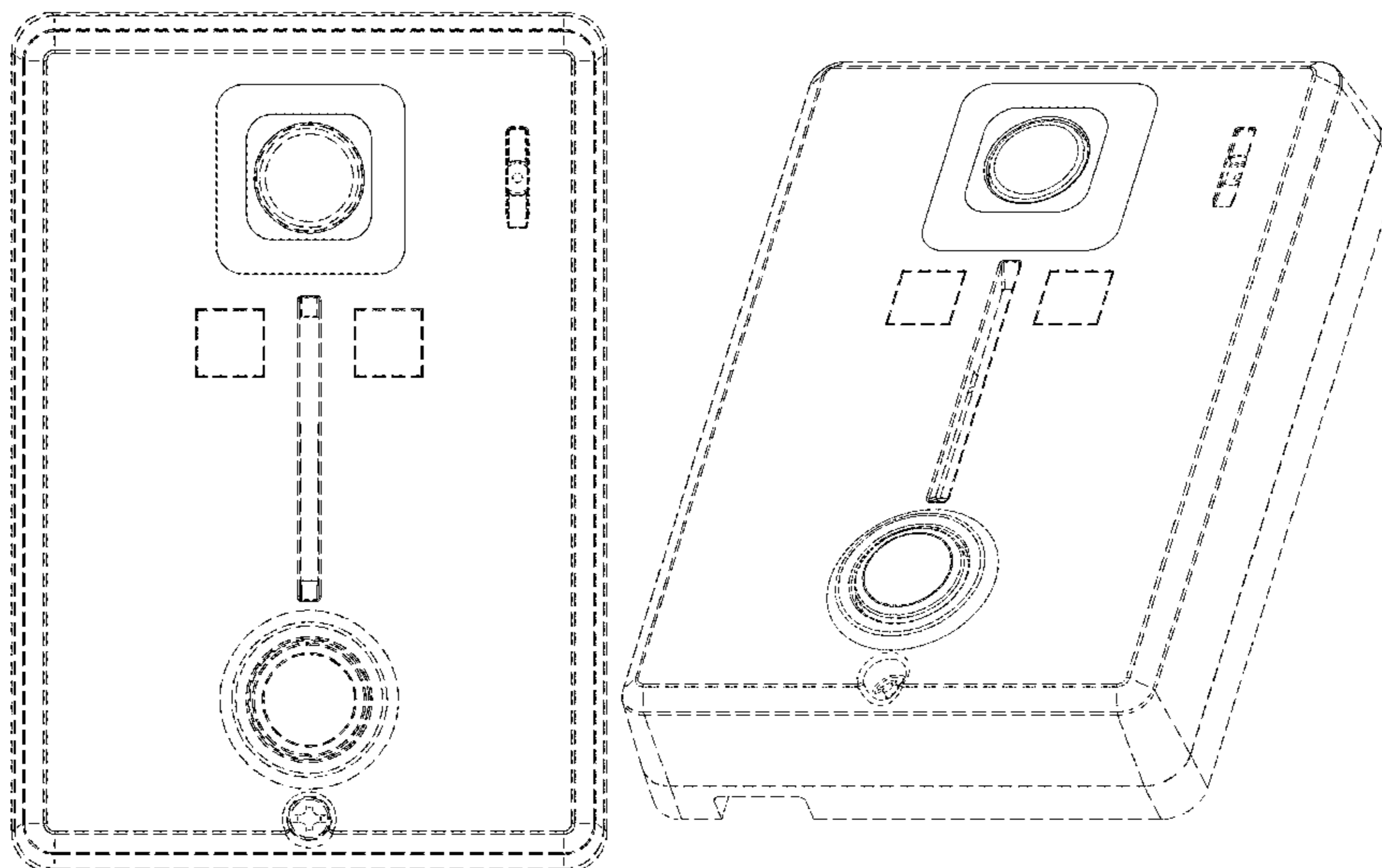
(57) **CLAIM**

The ornamental design for an interphone, as shown and described.

DESCRIPTION

FIG. 1 is a front elevational view of an interphone illustrating my new design;
FIG. 2 is a rear elevational view thereof;
FIG. 3 is a left side elevational view thereof;
FIG. 4 is a right side elevational view thereof;
FIG. 5 is a top plan view thereof;
FIG. 6 is a bottom plan view thereof; and,
FIG. 7 is a front perspective view thereof.
The portions of the interphone shown in broken lines depict unclaimed subject matter only and form no part of the claimed design.

1 Claim, 7 Drawing Sheets



(56)

References Cited

U.S. PATENT DOCUMENTS

D541,275 S	4/2007	Lai		D626,936 S	*	11/2010	Yeo et al.	D14/203.7
D556,210 S	*	11/2007	Choi et al.	D626,942 S		11/2010	Aquillano et al.	
D558,619 S		1/2008	Bloem	D633,478 S		3/2011	Bolton	
D561,204 S	*	2/2008	Toh	D636,371 S		4/2011	Spielvogel et al.	
D565,041 S	*	3/2008	Burns et al.	D636,761 S		4/2011	Hansen et al.	
D569,819 S		5/2008	Rinaldi et al.	D639,773 S	*	6/2011	Kang	D14/203.7
D577,713 S		9/2008	Kim et al.	D640,669 S		6/2011	Cho et al.	
D577,715 S	*	9/2008	Lim et al.	D645,848 S		9/2011	Arnholt et al.	
D578,993 S		10/2008	Yamada et al.	D647,510 S		10/2011	Maier et al.	
D583,776 S		12/2008	Lacour et al.	D647,884 S		11/2011	Moon et al.	
D588,574 S		3/2009	Takahata	D650,365 S	*	12/2011	McManigal et al.	D14/218
D589,941 S	*	4/2009	Maier et al.	D661,690 S		6/2012	Weitgasser	
D590,730 S		4/2009	Simard et al.	D661,691 S		6/2012	Weitgasser	
D595,260 S		6/2009	Takahata	D663,288 S		7/2012	Aquillano et al.	
D598,893 S		8/2009	Asai	D689,037 S		9/2013	Sumi et al.	
D609,221 S	*	2/2010	Kim et al.	D697,055 S		1/2014	McManigal	
D614,607 S	*	4/2010	Kamegi	D697,056 S		1/2014	McManigal	
D619,105 S		7/2010	Felegy et al.	D697,499 S		1/2014	McManigal	
D620,917 S		8/2010	Hattori et al.	D703,204 S	*	4/2014	Riddiford et al.	D14/344
D621,371 S		8/2010	Sheppard et al.	2004/0224717	A1	11/2004	Hertzberg et al.	
				2007/0247376	A1	10/2007	Kim et al.	
				2009/0084147	A1	4/2009	Mizutani et al.	

* cited by examiner

Fig.1

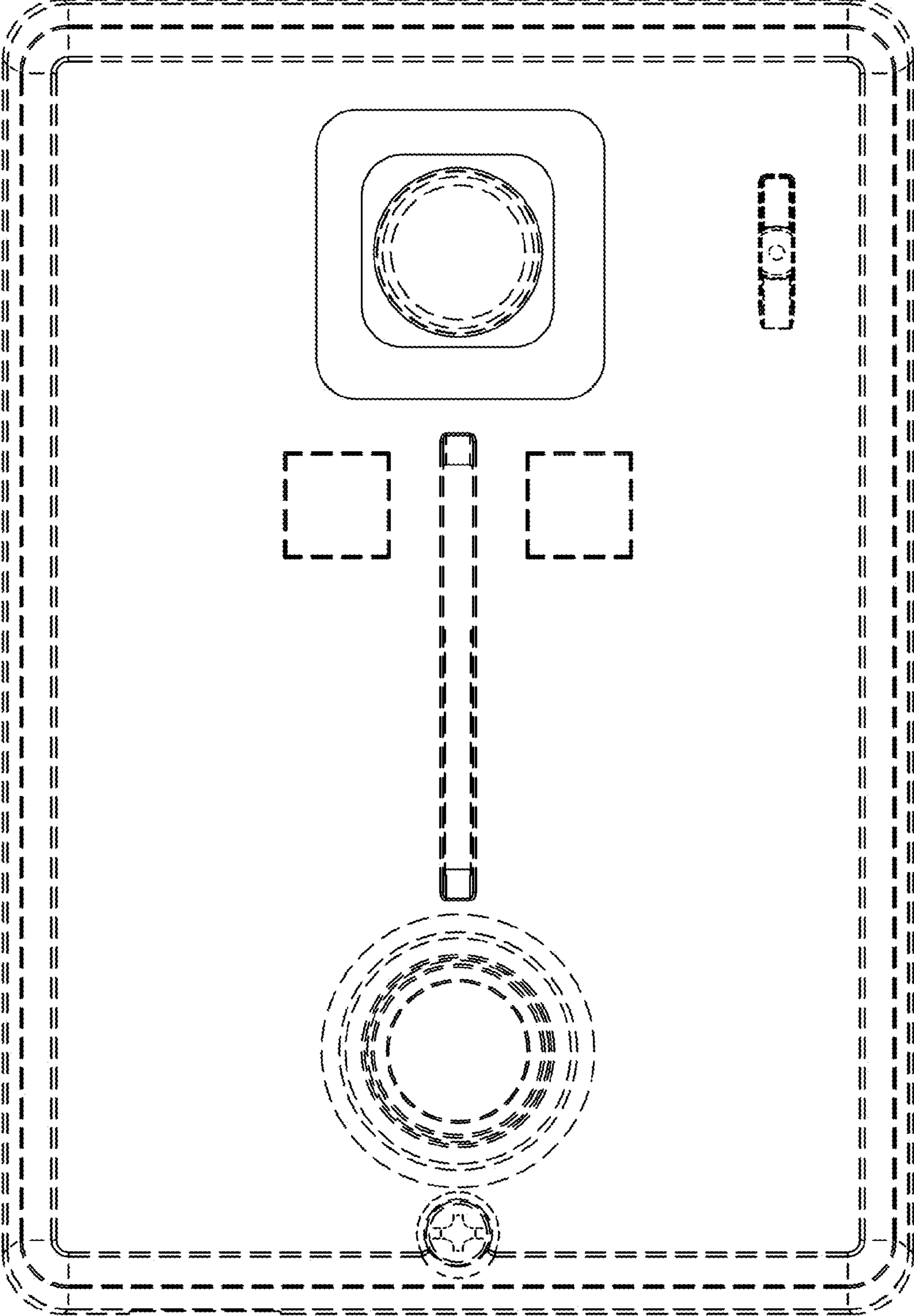


Fig.2

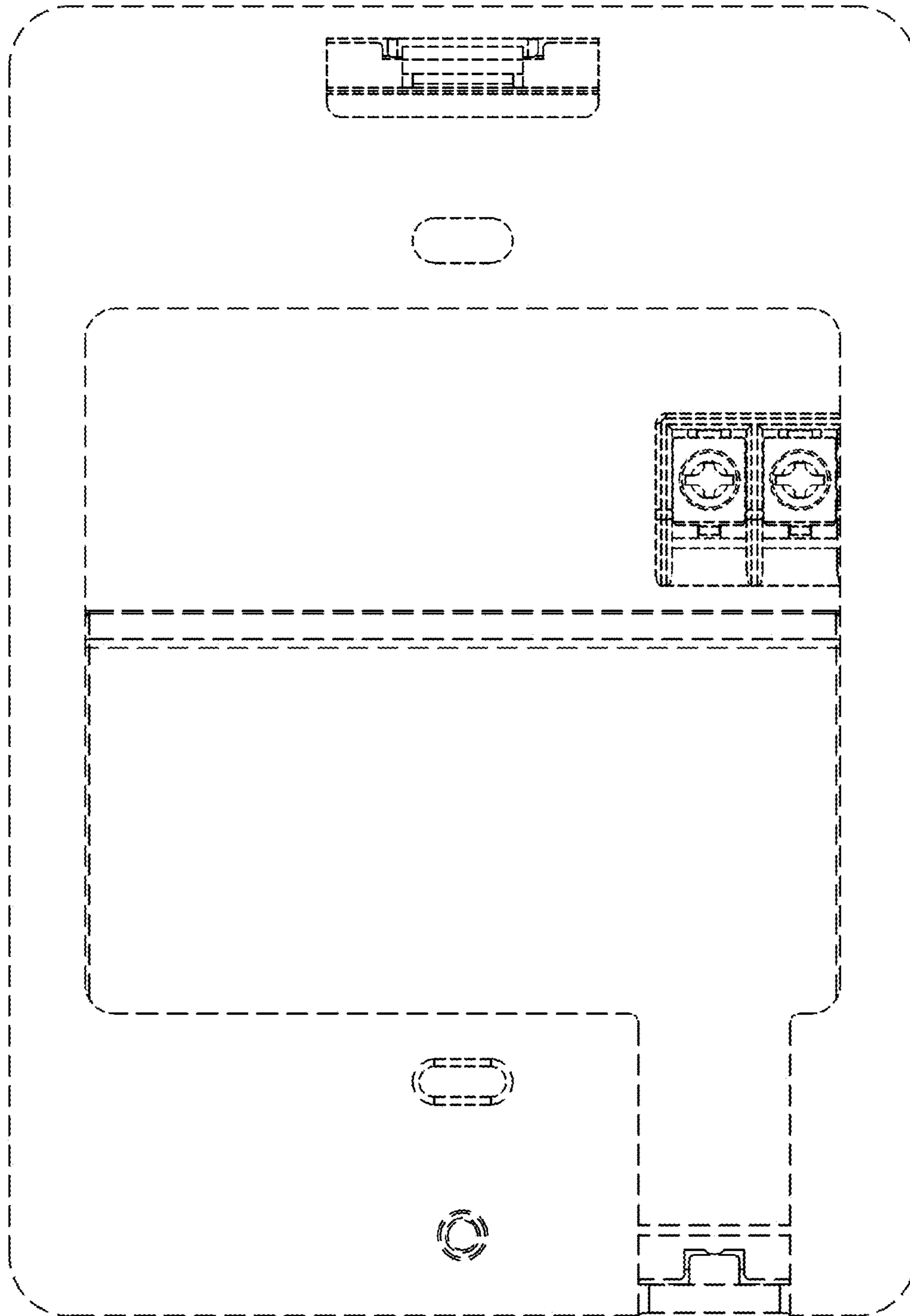


Fig.3

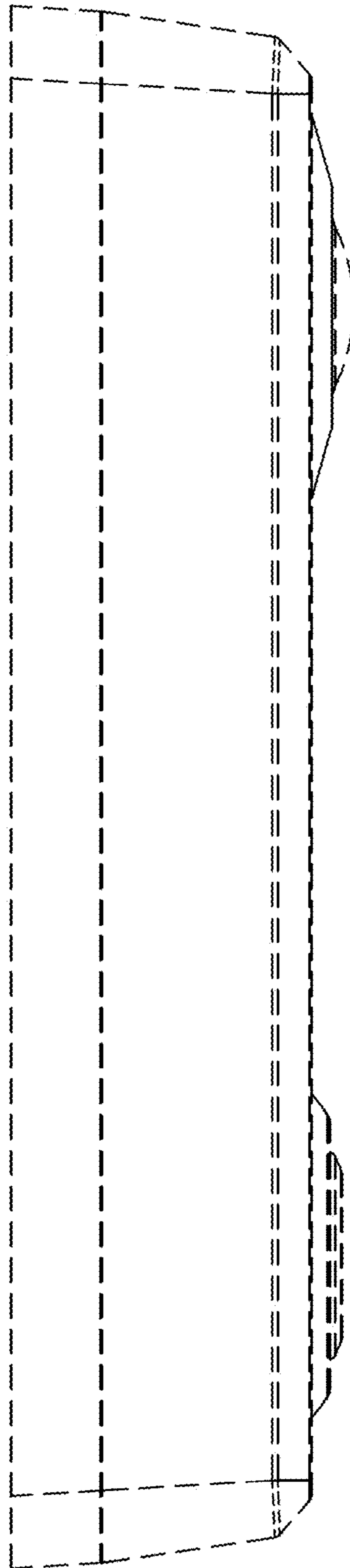


Fig.4




Fig.5

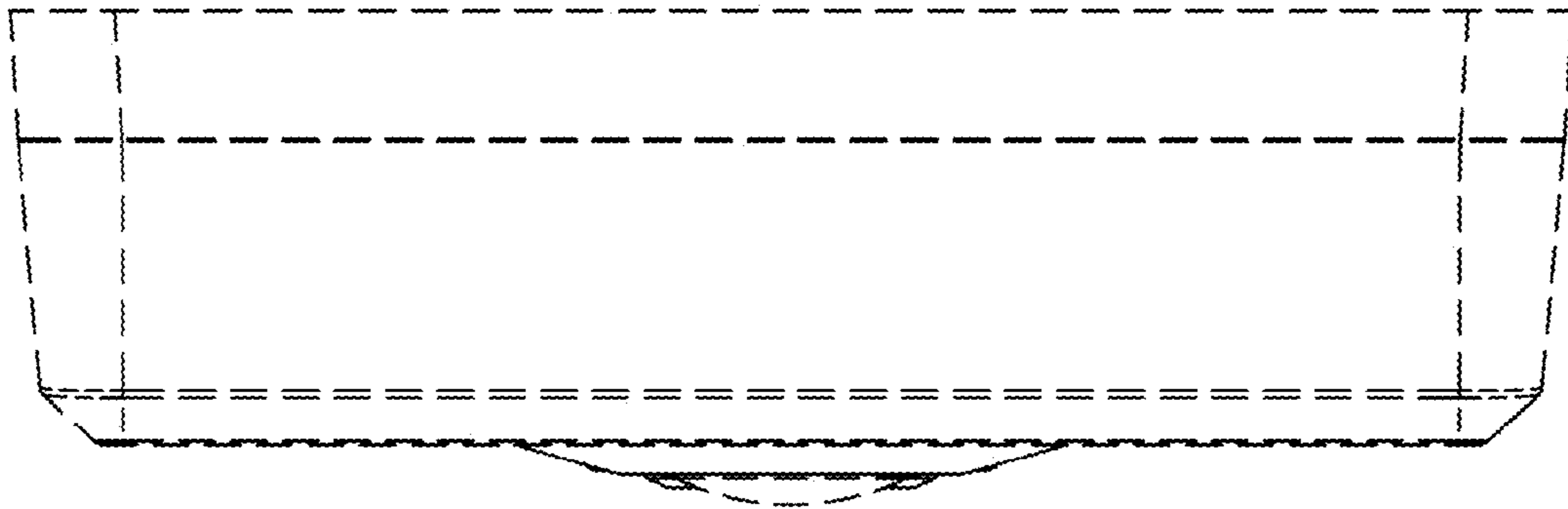


Fig.6

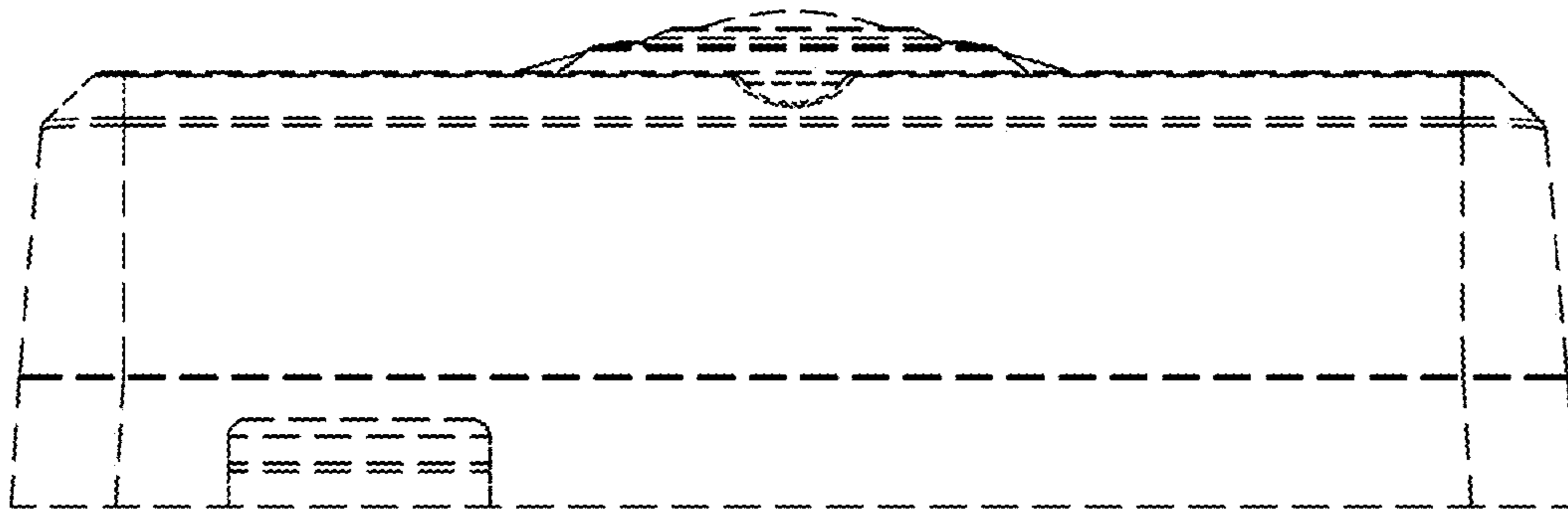


Fig.7

