



US00D744448S

(12) **United States Design Patent**  
**Im et al.**

(10) **Patent No.:** **US D744,448 S**  
(45) **Date of Patent:** **\*\* Dec. 1, 2015**

(54) **MOBILE PHONE**

(71) Applicant: **Samsung Electronics Co., Ltd.**,  
Suwon-si (KR)

(72) Inventors: **Jung-Hyeok Im**, Yongin-si (KR);  
**Jung-Min Yeo**, Seoul (KR); **Hye-Jeong Lee**, Seoul (KR)

(73) Assignee: **Samsung Electronics Co., Ltd.**,  
Suwon-si (KR)

(\*\*) Term: **14 Years**

(21) Appl. No.: **29/466,731**

(22) Filed: **Sep. 11, 2013**

(30) **Foreign Application Priority Data**

Mar. 11, 2013 (KR) ..... 30-2013-0012208

(51) **LOC (10) Cl.** ..... **14-03**

(52) **U.S. Cl.**  
USPC ..... **D14/138 AA**

(58) **Field of Classification Search**

USPC ..... D14/137, 138 R, 138 AA, 138 C, 138 G,  
D14/142, 144, 147, 240, 247, 248, 250,  
D14/341-347, 496, 138; D13/168; D18/7;  
455/90.2, 90.3, 550.1, 556.1, 556.2;  
379/433.01

CPC ... H04M 1/02; H04M 1/0202; H04M 1/0206;  
H04M 1/0208; H04M 1/021; H04M 1/0212;  
H04M 1/0214; H04M 1/0216; H04M 1/0241;  
H04M 1/0264; G06F 1/1626

See application file for complete search history.

(56) **References Cited**

**U.S. PATENT DOCUMENTS**

D558,756 S \* 1/2008 Andre et al. .... D14/341  
D615,062 S \* 5/2010 Tsai et al. .... D14/138 AA  
D623,163 S \* 9/2010 Choi et al. .... D14/138 AA  
D629,772 S \* 12/2010 Mo et al. .... D14/138 G

D633,460 S \* 3/2011 Yi et al. .... D14/138 G  
D646,248 S \* 10/2011 Lee ..... D14/138 G  
D650,350 S \* 12/2011 Wong ..... D14/138 G  
D656,917 S \* 4/2012 Tom et al. .... D14/138 G  
D657,764 S \* 4/2012 Hong ..... D14/138 G  
D664,517 S \* 7/2012 Sutherland et al. .... D14/138 G  
D675,183 S \* 1/2013 Suk ..... D14/138 AA

(Continued)

**FOREIGN PATENT DOCUMENTS**

KR 30-2013-0012209 1/2014

**OTHER PUBLICATIONS**

Korean Office Action issued Jan. 16, 2014 in counterpart Korean Application No. 30-2013-0012208. (2 pages in Korean).

*Primary Examiner* — Sandra Snapp

(74) *Attorney, Agent, or Firm* — NSIP Law

(57) **CLAIM**

The ornamental design for a mobile phone, as shown and described.

**DESCRIPTION**

FIG. 1 is a front perspective view of a mobile phone showing our new design;

FIG. 2 is a front view thereof;

FIG. 3 is a rear view thereof;

FIG. 4 is a left-side view thereof;

FIG. 5 is a right-side view thereof;

FIG. 6 is a top view thereof;

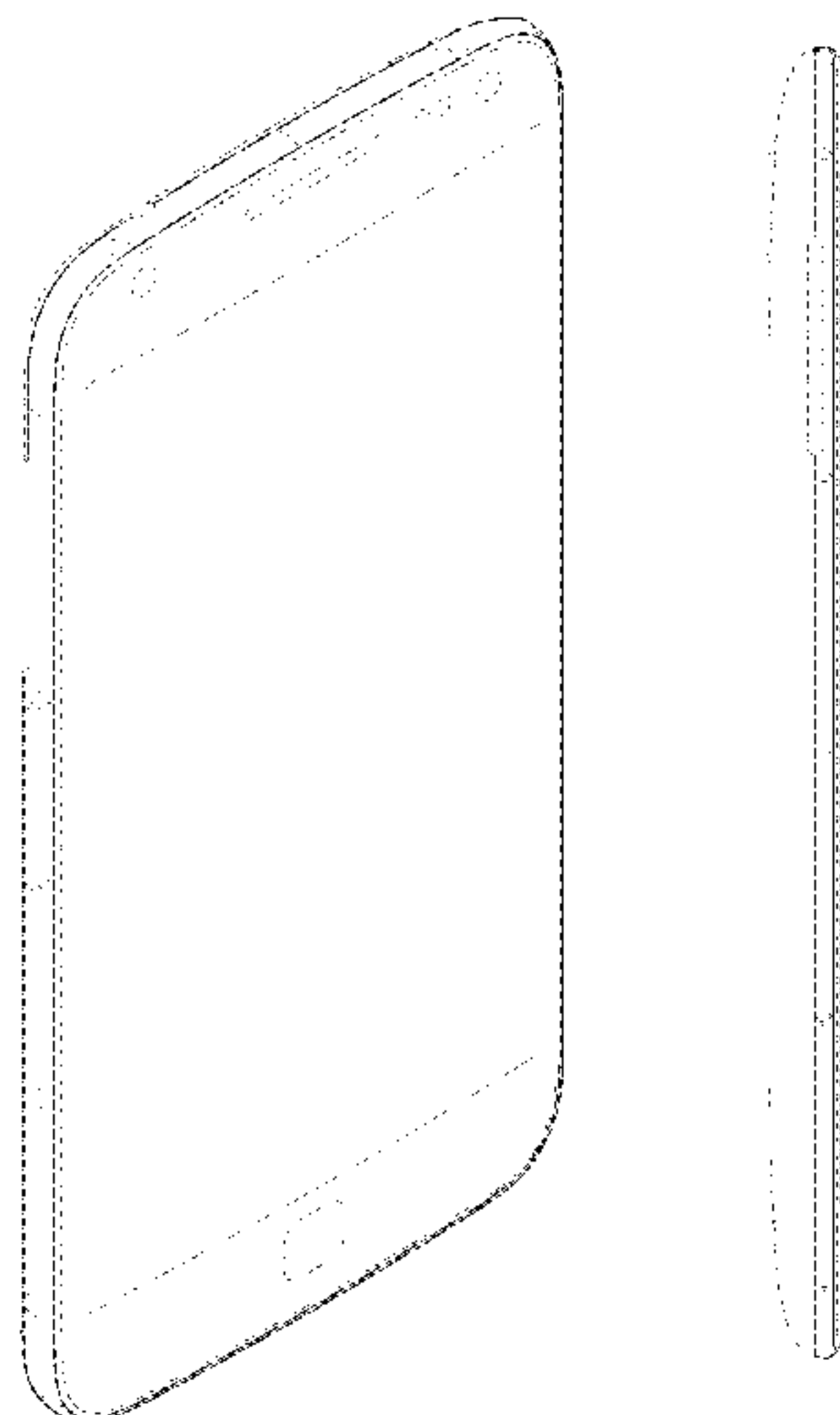
FIG. 7 is a bottom view thereof; and,

FIG. 8 is an enlargement of the encircled portion shown in FIG. 7.

The broken lines illustrating portions of the mobile phone are for environmental purposes only and form no part of the claimed design.

The dot-dash broken lines encircling the portion of the claimed design that is illustrated in enlargements form no part of the claimed design.

**1 Claim, 8 Drawing Sheets**



(56)

**References Cited**

U.S. PATENT DOCUMENTS

D675,185 S *	1/2013	Han	.....	D14/138 AA	D703,178 S *	4/2014	Park et al.	.....	D14/138 G
D675,186 S *	1/2013	Han	.....	D14/138 AA	D703,632 S *	4/2014	Lim et al.	.....	D14/138 G
D676,407 S *	2/2013	Kim	.....	D14/138 AA	D706,237 S *	6/2014	Kim et al.	.....	D14/138 G
D682,238 S *	5/2013	Park et al.	.....	D14/138 AA	D706,736 S *	6/2014	Kim et al.	.....	D14/138 G
D686,587 S *	7/2013	Osaki	.....	D14/138 AA	D706,737 S *	6/2014	Kim et al.	.....	D14/138 G
D687,007 S *	7/2013	Son	.....	D14/138 AA	D709,475 S *	7/2014	Hirota	.....	D14/138 AA
D697,893 S *	1/2014	Kim et al.	.....	D14/138 G	D710,323 S *	8/2014	Harmon et al.	.....	D14/138 AA
D703,176 S *	4/2014	Yoo et al.	.....	D14/138 G	D710,843 S *	8/2014	Akana et al.	.....	D14/341
					D713,813 S *	9/2014	Lee	.....	D14/138 G
					D716,251 S *	10/2014	Choi et al.	.....	D14/138 G
					D730,860 S *	6/2015	Ryu et al.	.....	D14/138 G

\* cited by examiner

FIG. 1




FIG. 2




FIG. 3




FIG. 4




FIG. 5






FIG. 6






FIG. 7

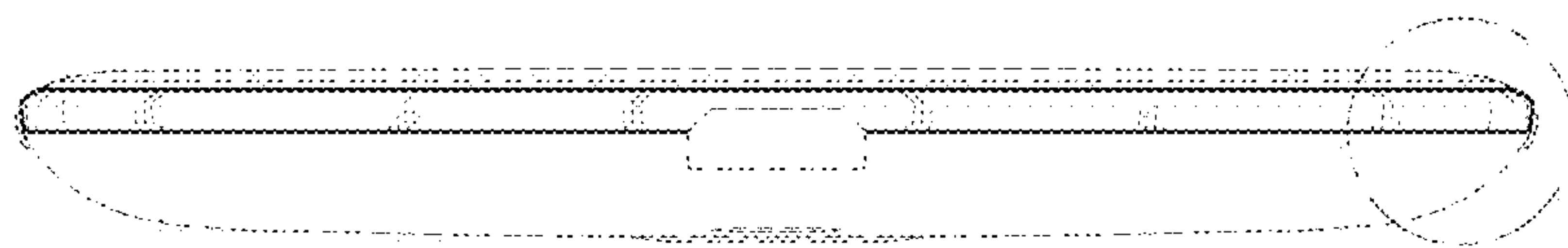


FIG. 8

