

US00D744439S

(12) **United States Design Patent**
Shin et al.

(10) **Patent No.:** **US D744,439 S**
(45) **Date of Patent:** **** Dec. 1, 2015**

(54) **TELEVISION RECEIVER**

(56) **References Cited**

(71) Applicant: **Samsung Electronics Co., Ltd.**,
Suwon-si, Gyeonggi-do (KR)
(72) Inventors: **Rina Shin**, Seoul (KR); **Hyung-Ho**
Hwangbo, Seoul (KR); **Hae-Sung Park**,
Seoul (KR); **Christopher Edward**
Bangle, Clavesana (IT)
(73) Assignee: **SAMSUNG ELECTRONICS CO.,**
LTD. (KR)

U.S. PATENT DOCUMENTS

D535,630	S	*	1/2007	Yokota	D14/126
D549,194	S	*	8/2007	Fujii	D14/126
D563,340	S	*	3/2008	Hoehn et al.	D14/126
D568,845	S	*	5/2008	Takami et al.	D14/126
D592,625	S	*	5/2009	Hwang	D14/130
D597,976	S	*	8/2009	Gredler et al.	D14/126
D597,977	S	*	8/2009	Won et al.	D14/126
D599,791	S	*	9/2009	Kuang et al.	D14/375
D613,263	S	*	4/2010	Haberl et al.	D14/149
D633,888	S	*	3/2011	Eguchi	D14/138 AD
D680,980	S	*	4/2013	Park	D14/126
D714,748	S	*	10/2014	Kim et al.	D14/126
D716,243	S	*	10/2014	Kim et al.	D14/126

(**) Term: **14 Years**

* cited by examiner

(21) Appl. No.: **29/472,272**

Primary Examiner — Susan Bennett Hattan

Assistant Examiner — Brett Miller

(22) Filed: **Nov. 11, 2013**

(74) *Attorney, Agent, or Firm* — Cantor Colburn LLP

(30) **Foreign Application Priority Data**

(57) **CLAIM**

The ornamental design for a television receiver, as shown and described.

May 11, 2013 (KR) 30-2013-0024883

DESCRIPTION

(51) **LOC (10) Cl.** **14-03**

FIG. 1 is a perspective view of a television receiver, showing our new design;

(52) **U.S. Cl.**

USPC **D14/126**

FIG. 2 is a front view thereof;

(58) **Field of Classification Search**

USPC D14/371-382, 125-134, 239, 448-452,

D14/136, 341, 479, 389, 397, 308, 412, 157,

D14/155, 511, 432, 498, 138 AD;

361/679.02; 348/836, 838, 180, 184,

348/325, 739; 248/917-924, 465; 345/104;

D6/300, 301, 302, 308, 310-314

CPC G01F 1/1601

FIG. 3 is a rear view thereof;

FIG. 4 is a side view thereof;

FIG. 5 is another side view thereof;

FIG. 6 is a top plan view thereof;

FIG. 7 is a bottom plan view thereof; and,

FIG. 8 is a rear perspective view thereof.

The shade lines in the figures show contour and not surface ornamentation.

See application file for complete search history.

1 Claim, 7 Drawing Sheets

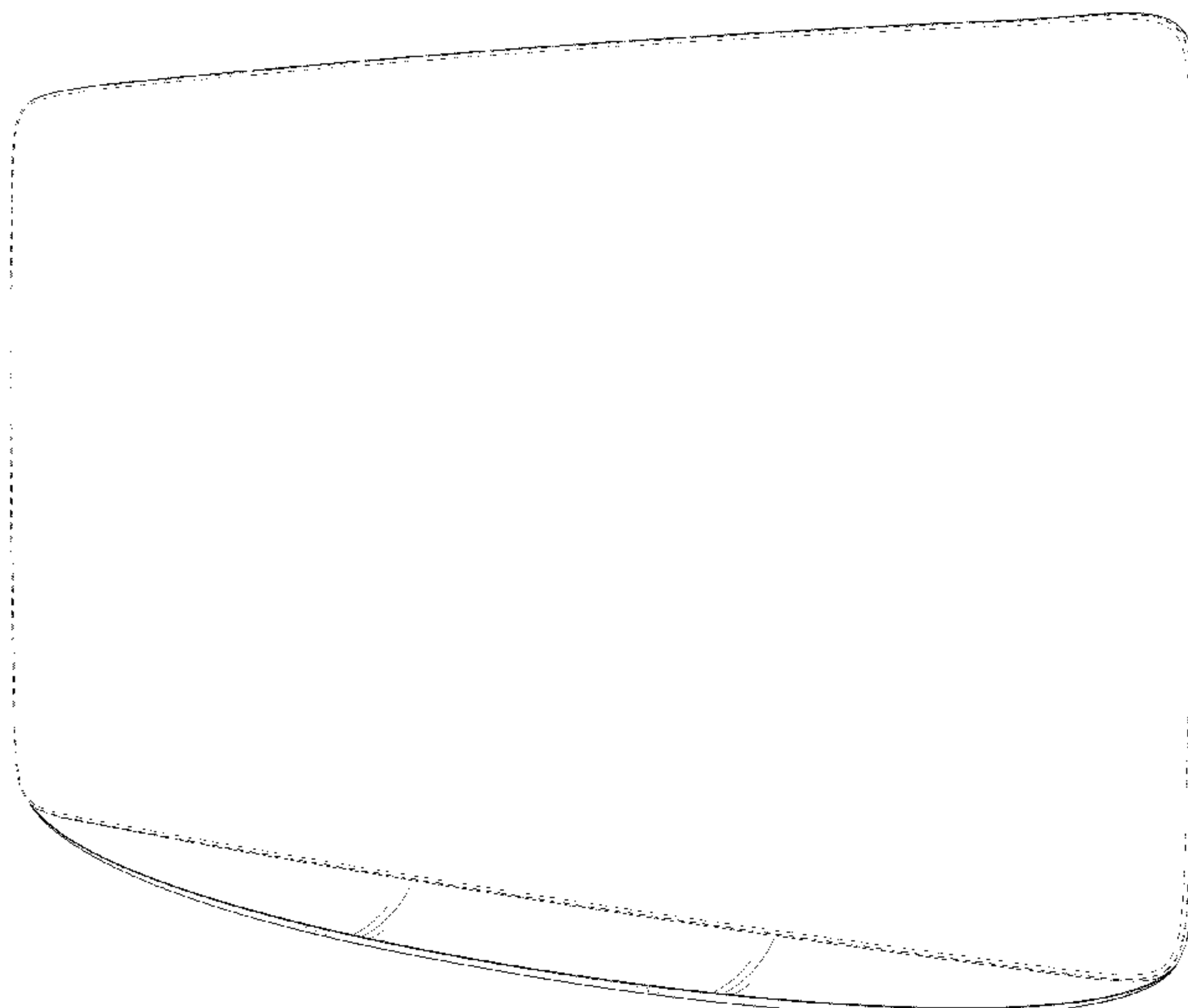


FIG. 1

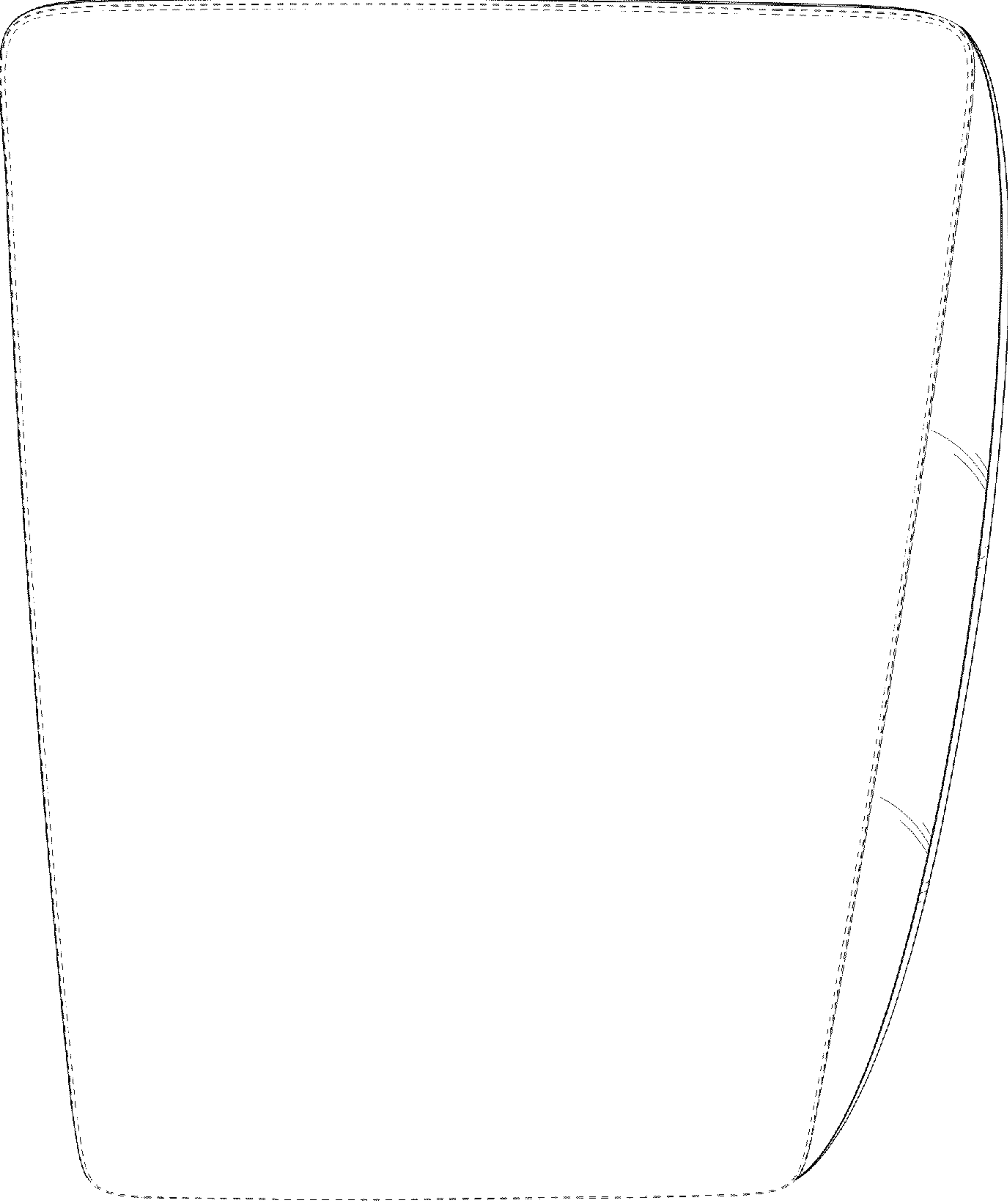


FIG. 2




FIG. 3




FIG. 5




FIG. 4

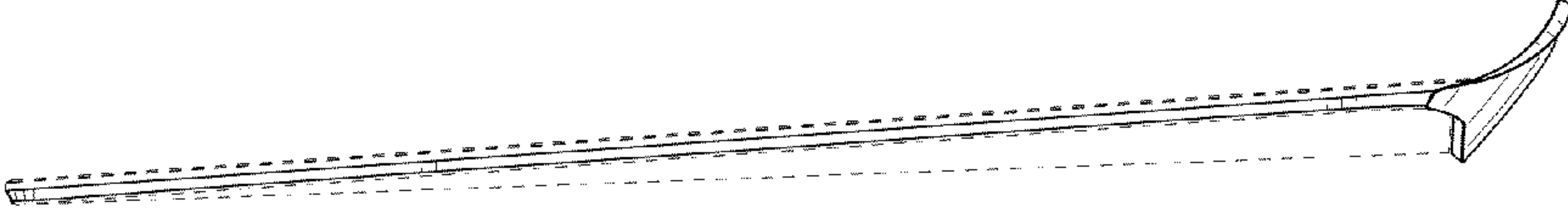


FIG. 6

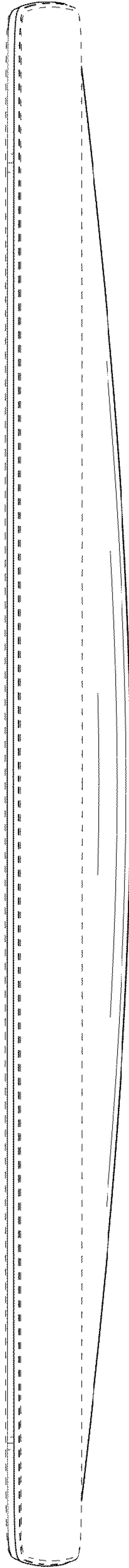


FIG. 7

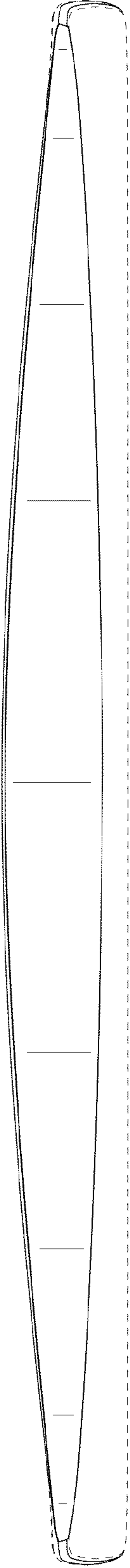


FIG. 8

