



US00D744437S

(12) **United States Design Patent**
Lu et al.

(10) **Patent No.:** **US D744,437 S**
(45) **Date of Patent:** **** Dec. 1, 2015**

(54) **TELEVISION SET**

(71) Applicants: **Yen-Wen Lu**, Taipei (TW); **Chia-Chen Yang**, Taipei (TW)

(72) Inventors: **Yen-Wen Lu**, Taipei (TW); **Chia-Chen Yang**, Taipei (TW)

(73) Assignee: **COMPAL ELECTRONICS, INC.**, Taipei (TW)

(**) Term: **14 Years**

(21) Appl. No.: **29/458,805**

(22) Filed: **Jun. 24, 2013**

(51) **LOC (10) Cl.** **14-03**

(52) **U.S. Cl.**

USPC **D14/126**

(58) **Field of Classification Search**

USPC D14/125–134, 239, 371, 136, 374–377,
D14/440, 450, 448, 336, 342, 159; 312/7.2;
348/836, 838, 180, 184, 325, 739;
248/917–924, 465; 345/104, 133, 156,
345/168, 87, 173; D21/329, 515, 577, 622,
D21/333, 433, 448, 452, 450, 331, 505;
D10/15, 26; 446/484, 175, 356;
D6/477, 479, 300; D24/185; D34/14

CPC ... G06F 1/1601; G06F 1/1643; H05K 5/0004;
H05K 5/0017; H05K 5/02; H05K 5/0217

See application file for complete search history.

(56) **References Cited**

U.S. PATENT DOCUMENTS

D567,201 S *	4/2008	Profit	D14/126
D585,856 S *	2/2009	Fujimoto	D14/126
D597,978 S *	8/2009	Won et al.	D14/126
D605,149 S *	12/2009	Kim et al.	D14/126
D623,617 S *	9/2010	Lee	D14/126
D628,174 S *	11/2010	Nagase	D14/126
D640,215 S *	6/2011	Hanson-Abbott	D14/126
D648,297 S *	11/2011	Woo et al.	D14/126
D656,472 S *	3/2012	Iida et al.	D14/126
D667,806 S *	9/2012	Asanuma et al.	D14/129
D669,047 S *	10/2012	Asanuma et al.	D14/126
D694,726 S *	12/2013	Yamaguchi	D14/126
D697,882 S *	1/2014	Seong	D14/126

* cited by examiner

Primary Examiner — Raphael Barkai

(74) *Attorney, Agent, or Firm* — Jianq Chyun IP Office

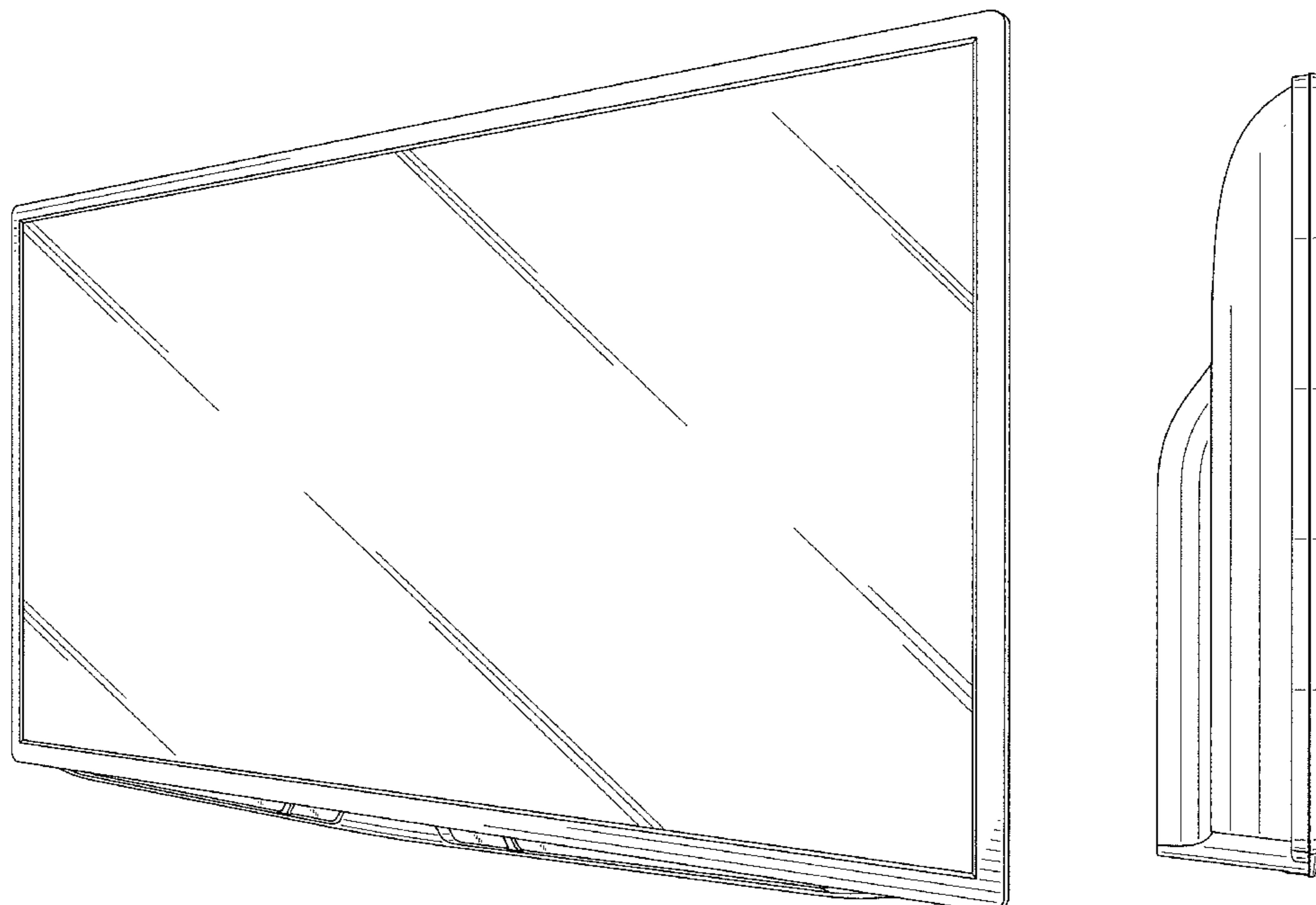
(57) **CLAIM**

The ornamental design for a television set, as shown.

DESCRIPTION

FIG. 1 is a perspective view of a television set showing our new design;
FIG. 2 is another perspective view thereof;
FIG. 3 is a front view thereof;
FIG. 4 is a rear view thereof;
FIG. 5 is a left side view thereof;
FIG. 6 is a right side view thereof;
FIG. 7 is a top view thereof; and,
FIG. 8 is a bottom view thereof.

1 Claim, 6 Drawing Sheets



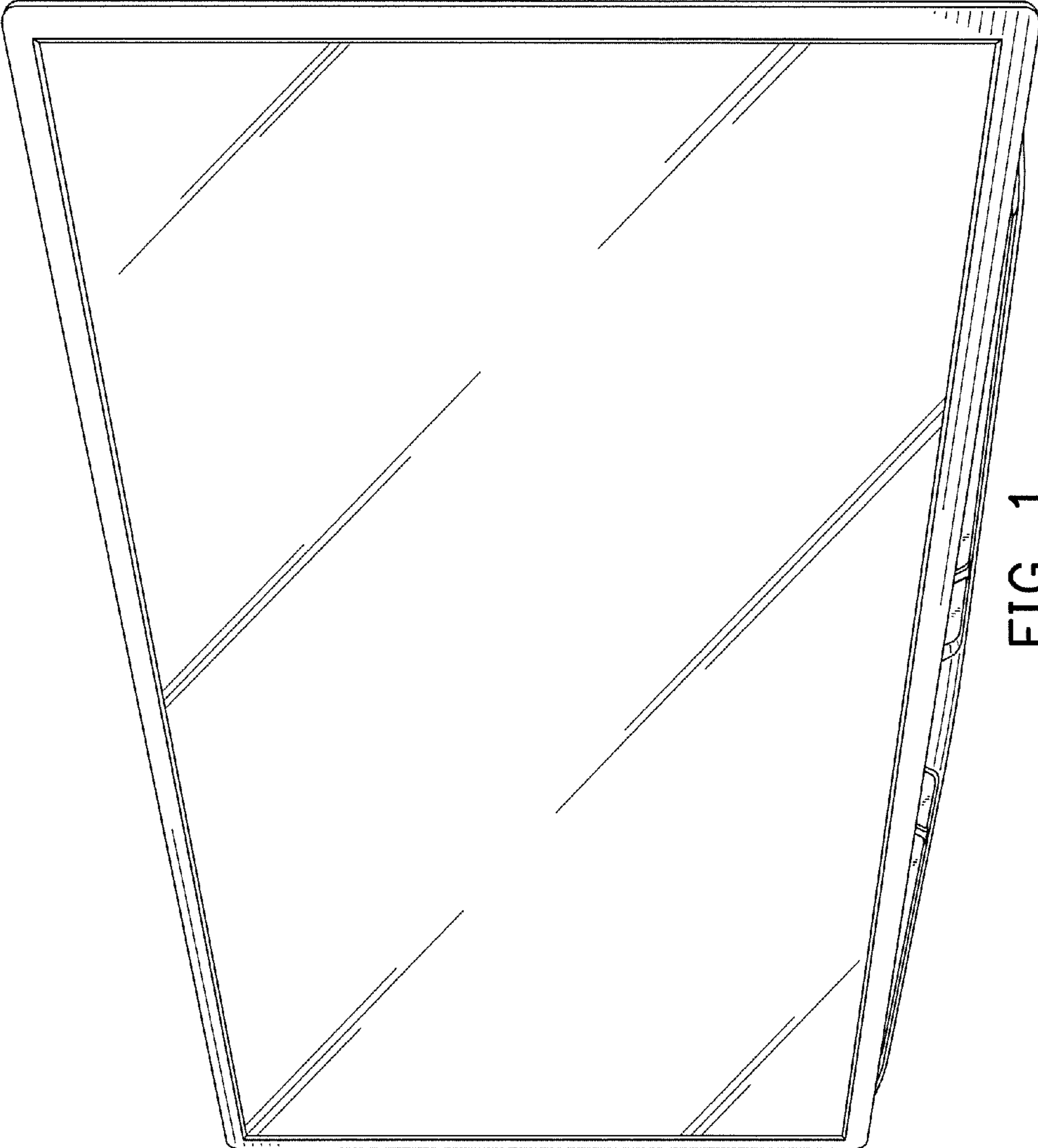


FIG. 1

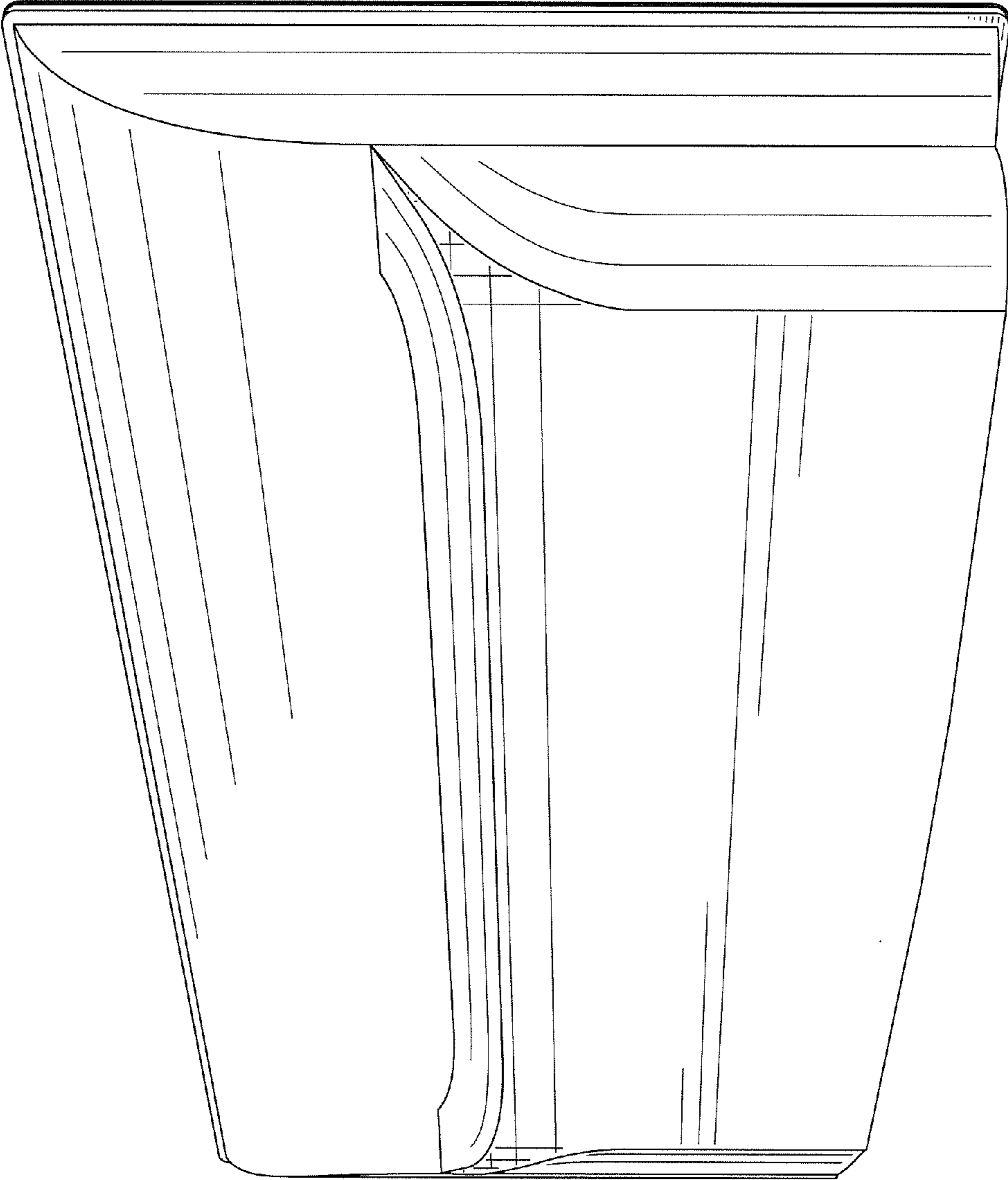


FIG. 2




FIG. 3




FIG. 4

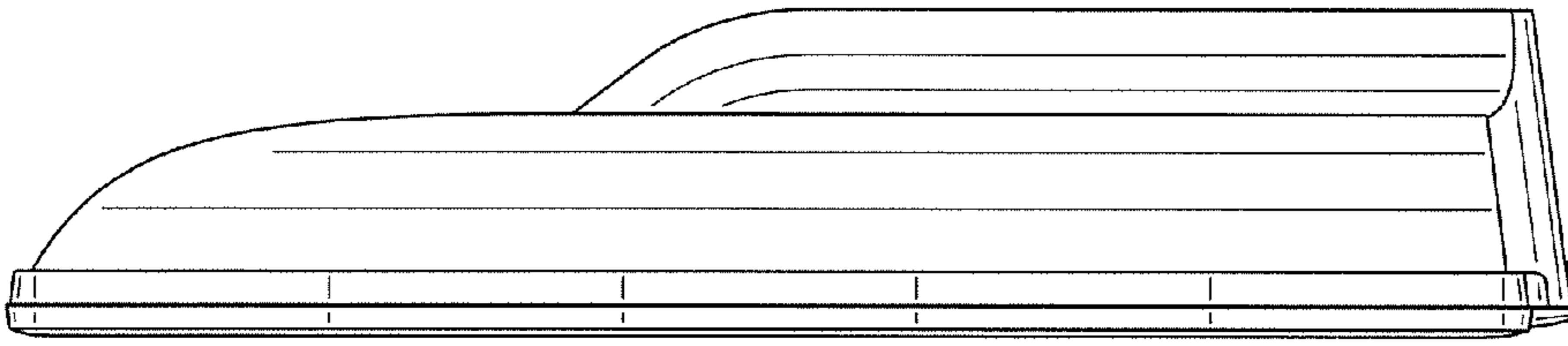


FIG. 6

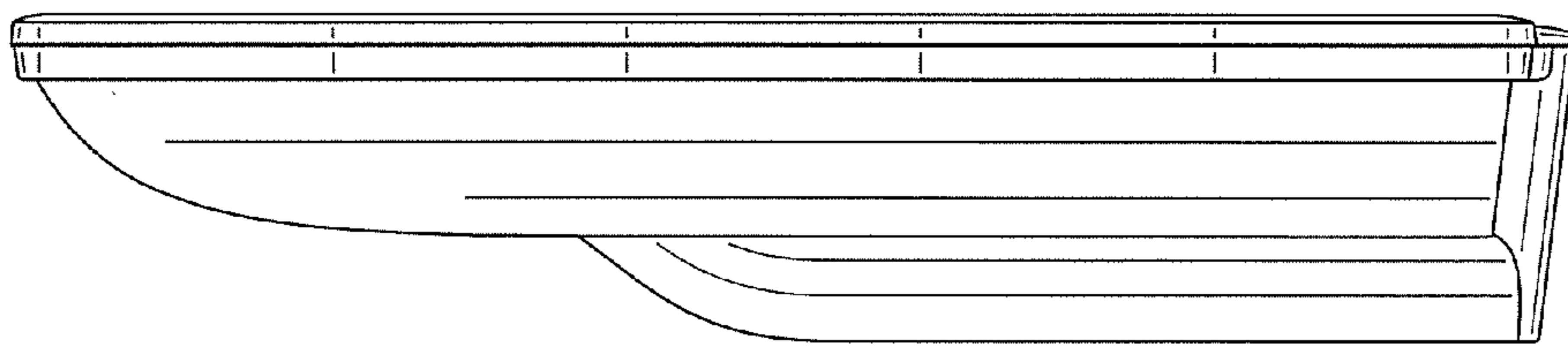


FIG. 5




FIG. 7




FIG. 8