



US00D744415S

(12) **United States Design Patent**
Kiwaki et al.

(10) **Patent No.:** **US D744,415 S**
(45) **Date of Patent:** **** Dec. 1, 2015**

(54) **PAIR OF SHOULDER PORTIONS OF AN
AUTOMOBILE TIRE**

(75) Inventors: **Yukihiro Kiwaki**, Chuo-ku (JP); **Keiichi Kato**, Chuo-ku (JP)

(73) Assignee: **BRIDGESTONE CORPORATION**,
Tokyo (JP)

(**) Term: **14 Years**

(21) Appl. No.: **29/431,820**

(22) Filed: **Sep. 11, 2012**

(30) **Foreign Application Priority Data**

Mar. 12, 2012 (JP) 2012-005577

(51) **LOC (10) Cl.** **12-15**

(52) **U.S. Cl.**
USPC **D12/605**

(58) **Field of Classification Search**
USPC D12/544, 545, 579, 580, 599;
152/209.1-209.9, 209.11-209.19,
152/209.21-209.28
See application file for complete search history.

(56) **References Cited**

U.S. PATENT DOCUMENTS

D414,727 S * 10/1999 Brown et al. D12/579
D544,830 S * 6/2007 Umstot et al. D12/579
D556,672 S * 12/2007 Umstot et al. D12/579

D570,280 S * 6/2008 Lo D12/579
D571,713 S * 6/2008 Rodicq et al. D12/579
D627,709 S * 11/2010 Harvey et al. D12/579
D673,108 S * 12/2012 Kiwaki D12/579
D691,943 S * 10/2013 Ma D12/579
D711,814 S * 8/2014 Ohara D12/579

* cited by examiner

Primary Examiner — Robert M Spear

(74) *Attorney, Agent, or Firm* — Sughrue Mion, PLLC

(57) **CLAIM**

The ornamental design for a pair of shoulder portions of an automobile tire, as shown and described.

DESCRIPTION

FIG. 1 is a perspective view of a pair of shoulder portions of an automobile tire according to our new design;

FIG. 2 is a front view thereof;

FIG. 3 is a top view thereof;

FIG. 4 is a right side view thereof;

FIG. 5 is an enlarged front view of a portion thereof;

FIG. 6 is a cross-sectional view taken along line 6-6 in FIG. 5;

FIG. 7 is a cross-sectional view taken along line 7-7 in FIG. 5;

and,

FIG. 8 is an enlarged perspective view thereof.

In the drawings, the evenly-spaced broken lines show unclaimed portions of the tire and form no part of the claim; the dash/dot/dash lines represent boundaries of the claim and form no part thereof.

1 Claim, 8 Drawing Sheets

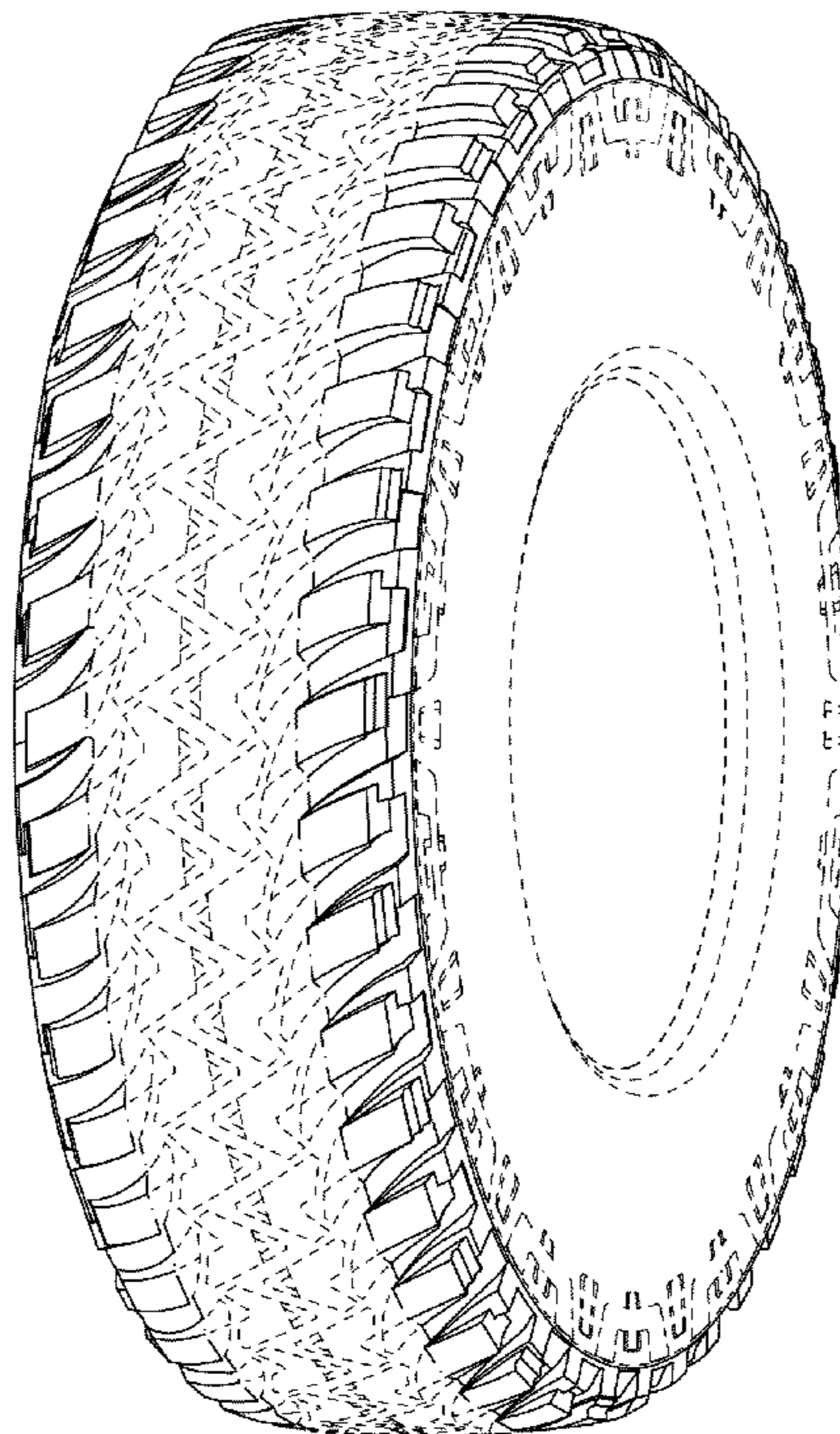


FIG. 1

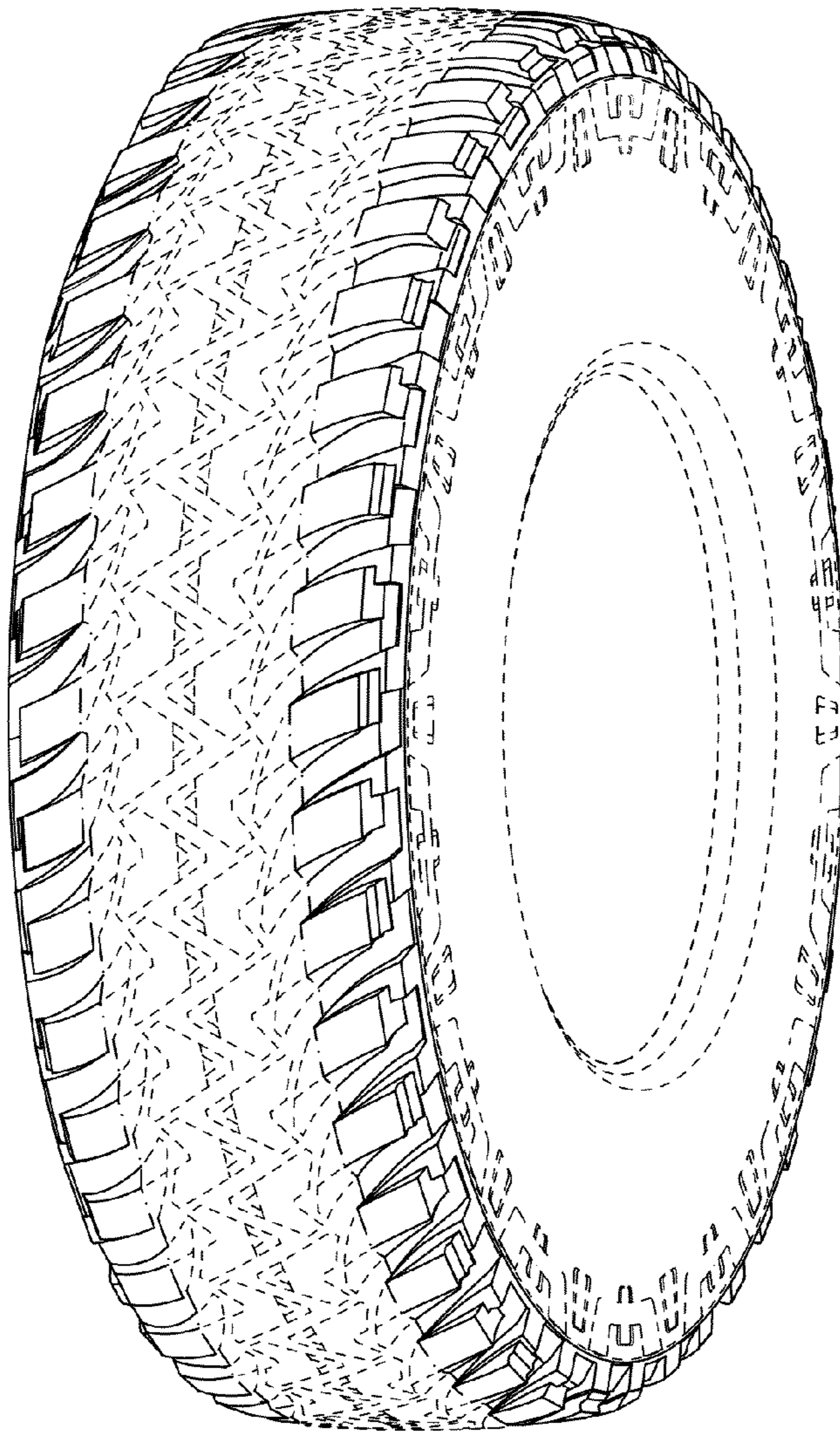


FIG. 2

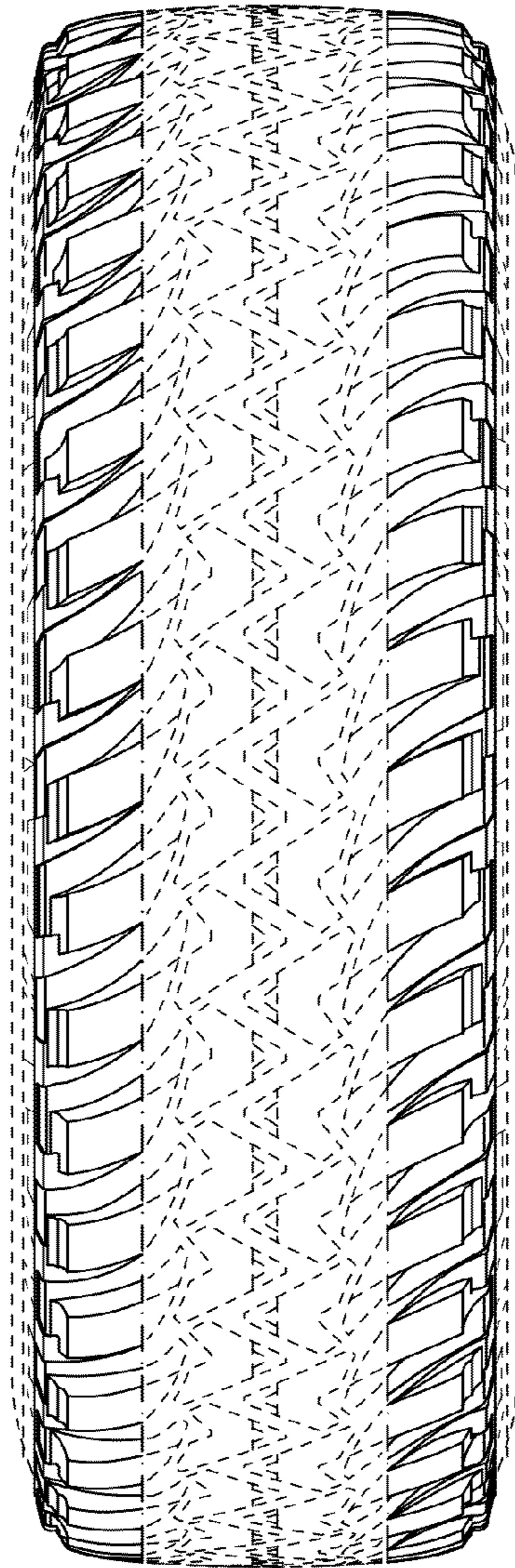


FIG. 3

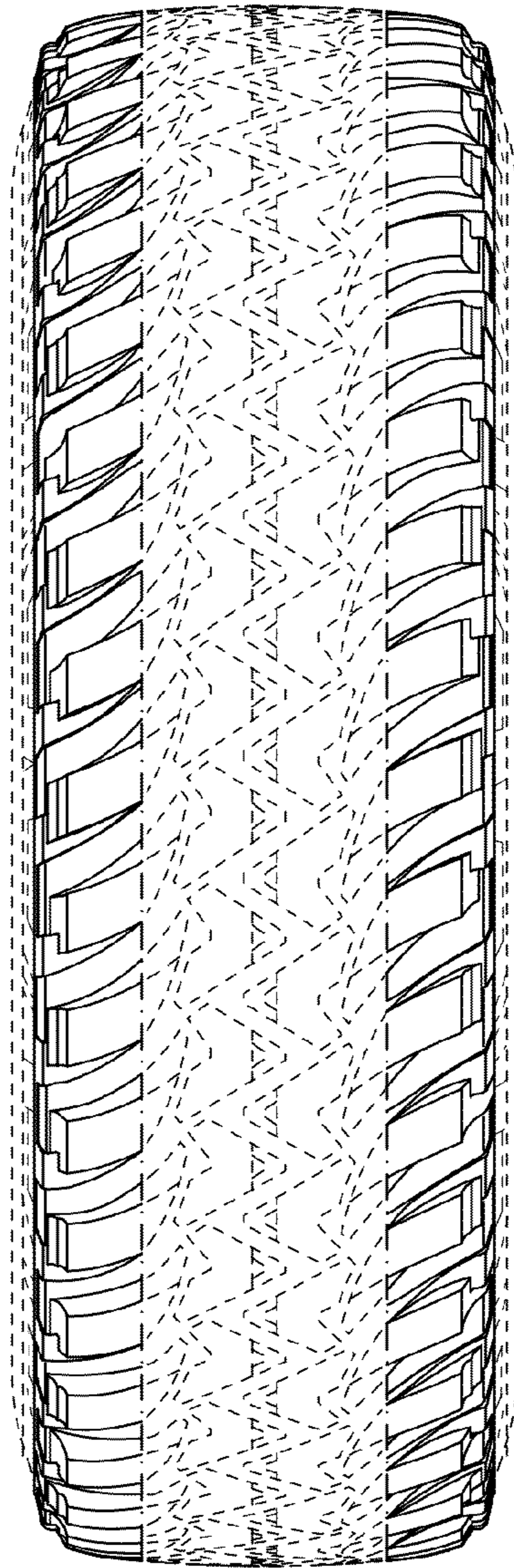


FIG. 4




FIG. 5




FIG. 6

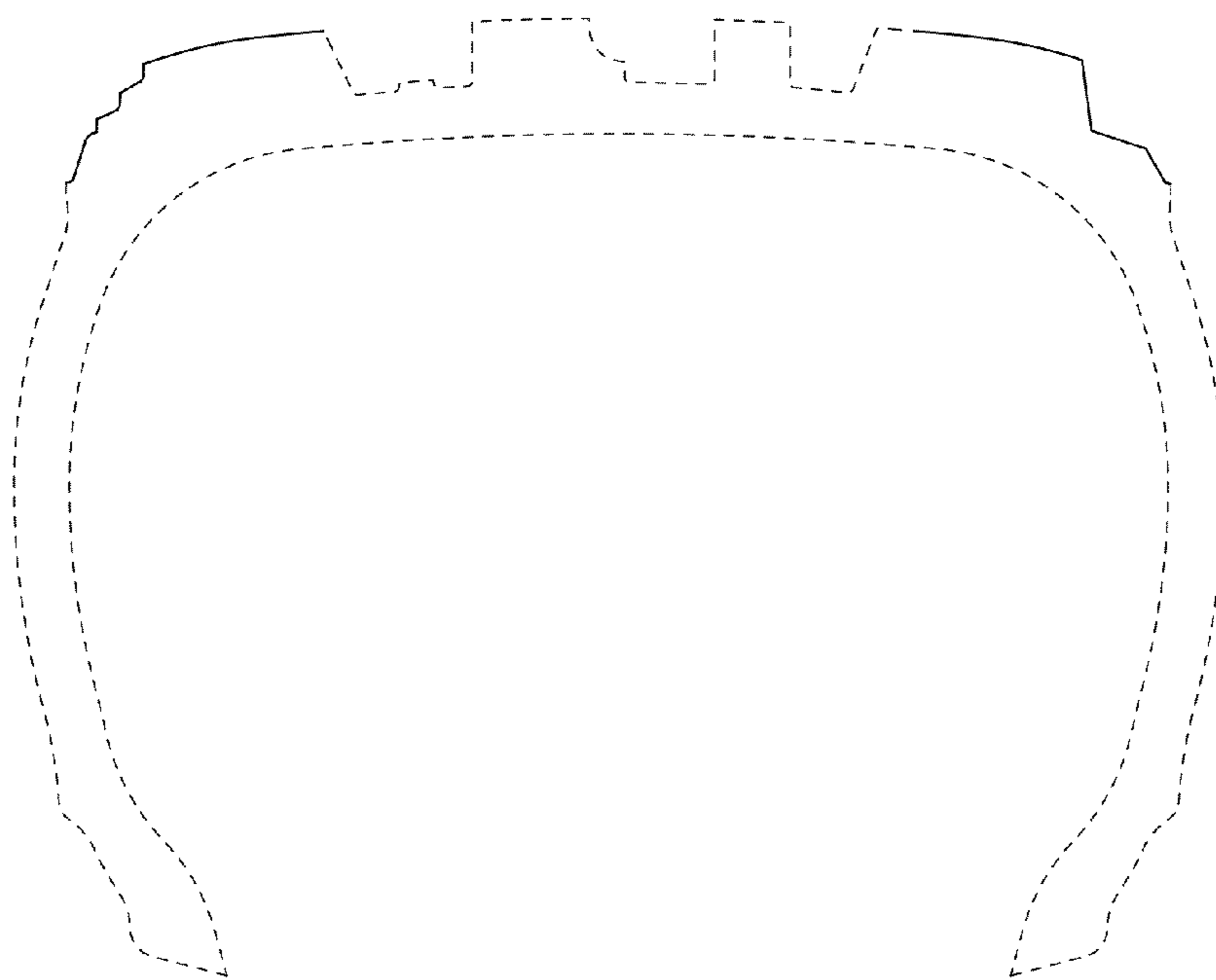


FIG. 7

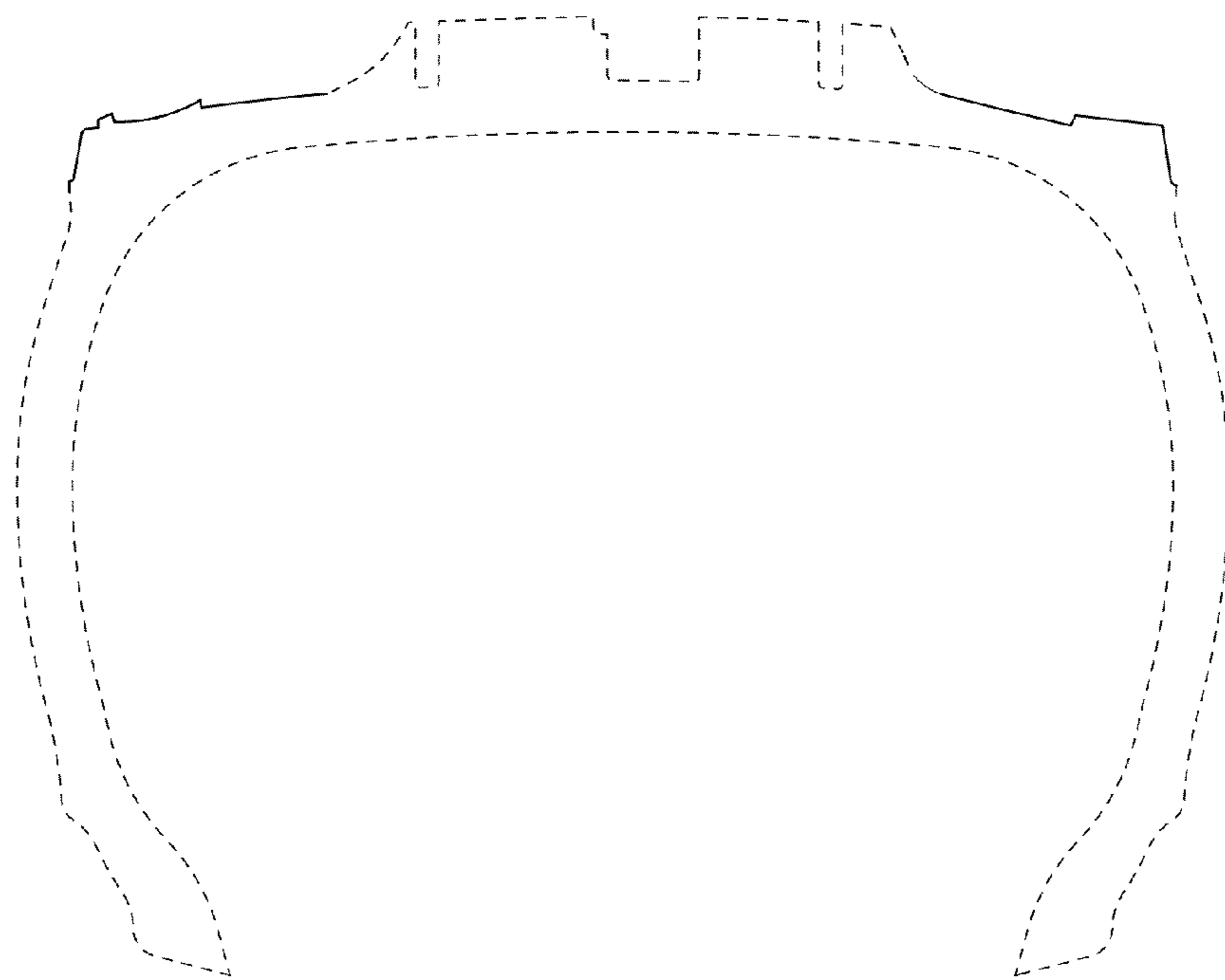


FIG. 8

