



US00D744411S

(12) **United States Design Patent**  
**Tian**

(10) **Patent No.:** **US D744,411 S**  
(45) **Date of Patent:** **\*\* Dec. 1, 2015**

(54) **TYRE**

(71) Applicant: **SHANDONG HENGYU SCIENCE & TECHNOLOGY CO., LTD.**, Shandong Province (CN)

(72) Inventor: **Jiali Tian**, Shandong Province (CN)

(\*\*) Term: **14 Years**

(21) Appl. No.: **29/482,572**

(22) Filed: **Feb. 19, 2014**

(30) **Foreign Application Priority Data**

Aug. 23, 2013 (CN) ..... 2013 3 0404557

(51) **LOC (10) Cl.** ..... **12-15**

(52) **U.S. Cl.**  
USPC ..... **D12/588**

(58) **Field of Classification Search**  
USPC ..... D12/568-603; 152/209.1-209.9  
CPC ..... B60C 1/00; B60C 11/00; B60C 11/03  
See application file for complete search history.

(56) **References Cited**

U.S. PATENT DOCUMENTS

D561,685 S *	2/2008	Lee	.....	D12/588
D588,984 S *	3/2009	Lee	.....	D12/588
D607,812 S *	1/2010	Dixon et al.	.....	D12/588
D624,488 S *	9/2010	Nakamura	.....	D12/588
D693,290 S *	11/2013	Yonetsu	.....	D12/586
D700,132 S *	2/2014	Wang et al.	.....	D12/588
D709,820 S *	7/2014	Rohweder et al.	.....	D12/586

\* cited by examiner

*Primary Examiner* — George D Kirschbaum

*Assistant Examiner* — Natasha Vujcic

(74) *Attorney, Agent, or Firm* — Prakash Nama; Global IP Services, PLLC

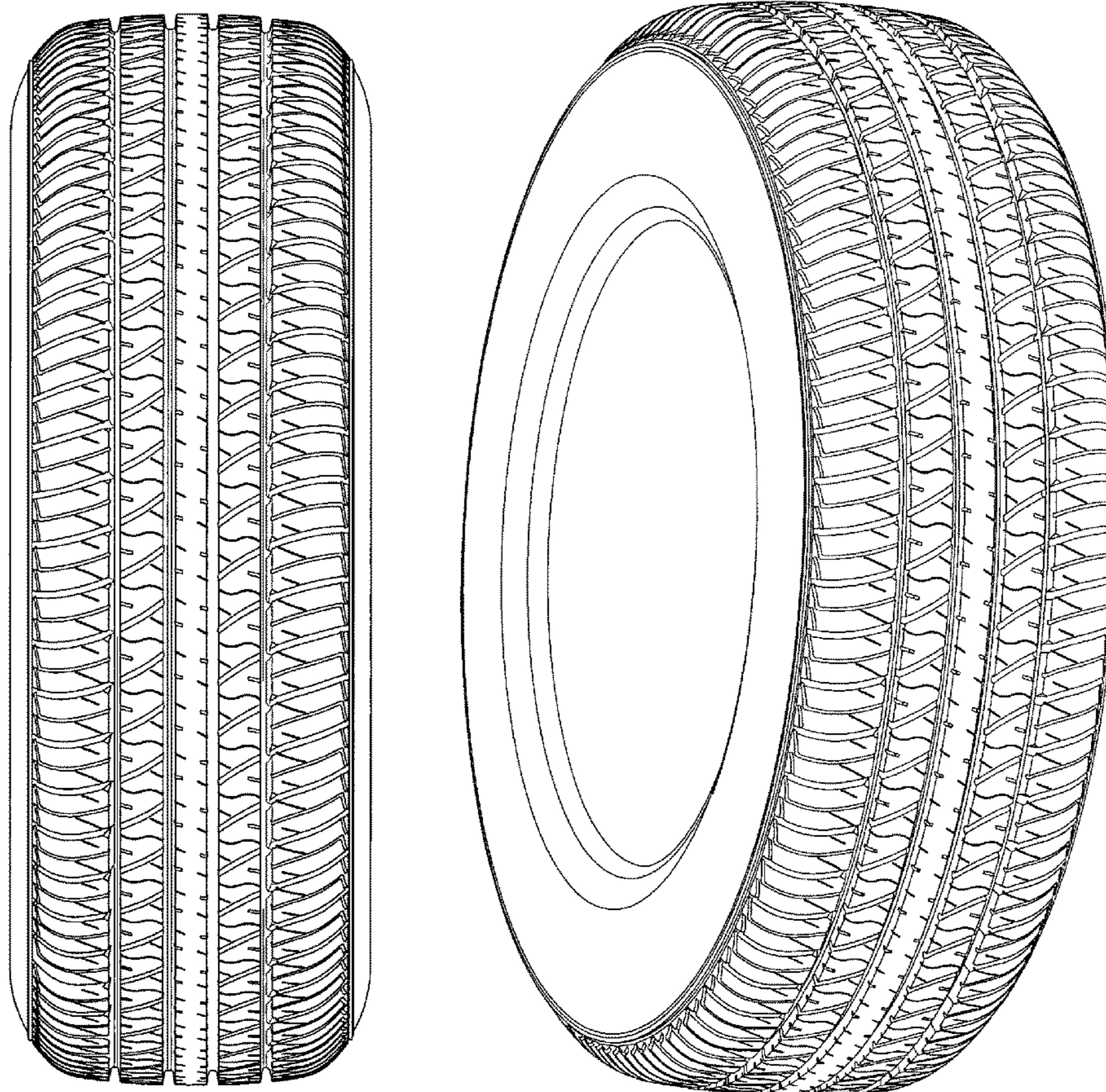
(57) **CLAIM**

I claim, the ornamental design for a tyre, as shown and described.

**DESCRIPTION**

FIG. 1 is a front elevational view of a tyre showing my new design;  
FIG. 2 is a left side view thereof; and,  
FIG. 3 is a perspective view thereof.

**1 Claim, 3 Drawing Sheets**



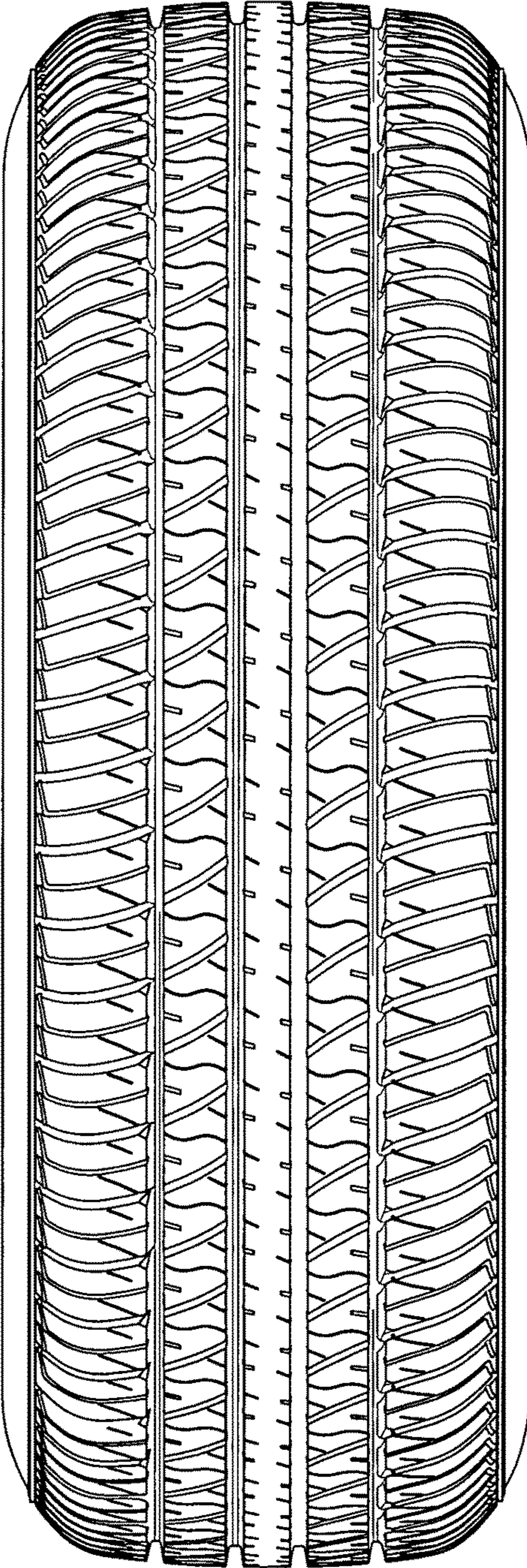


FIG. 1

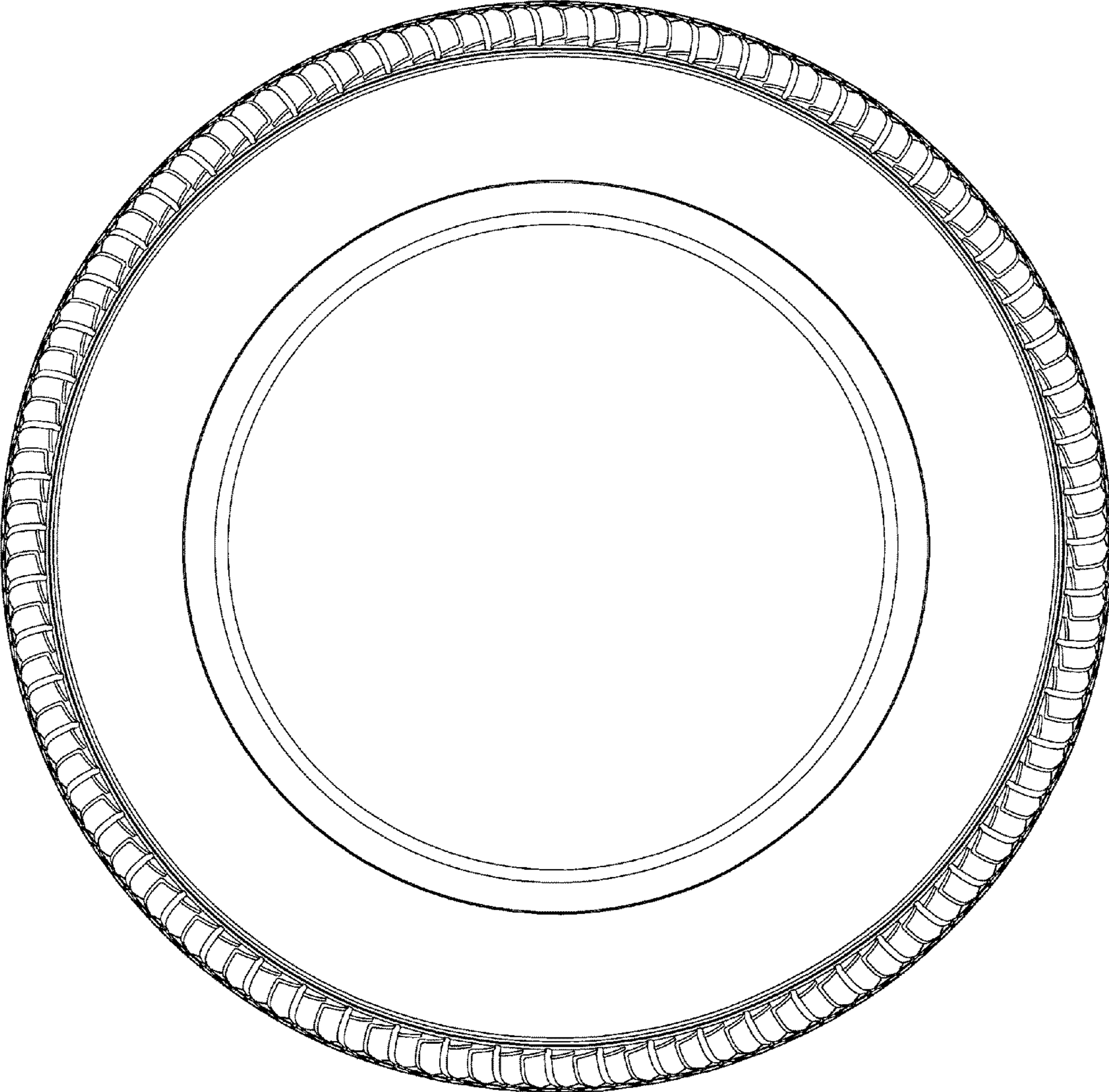


FIG. 2

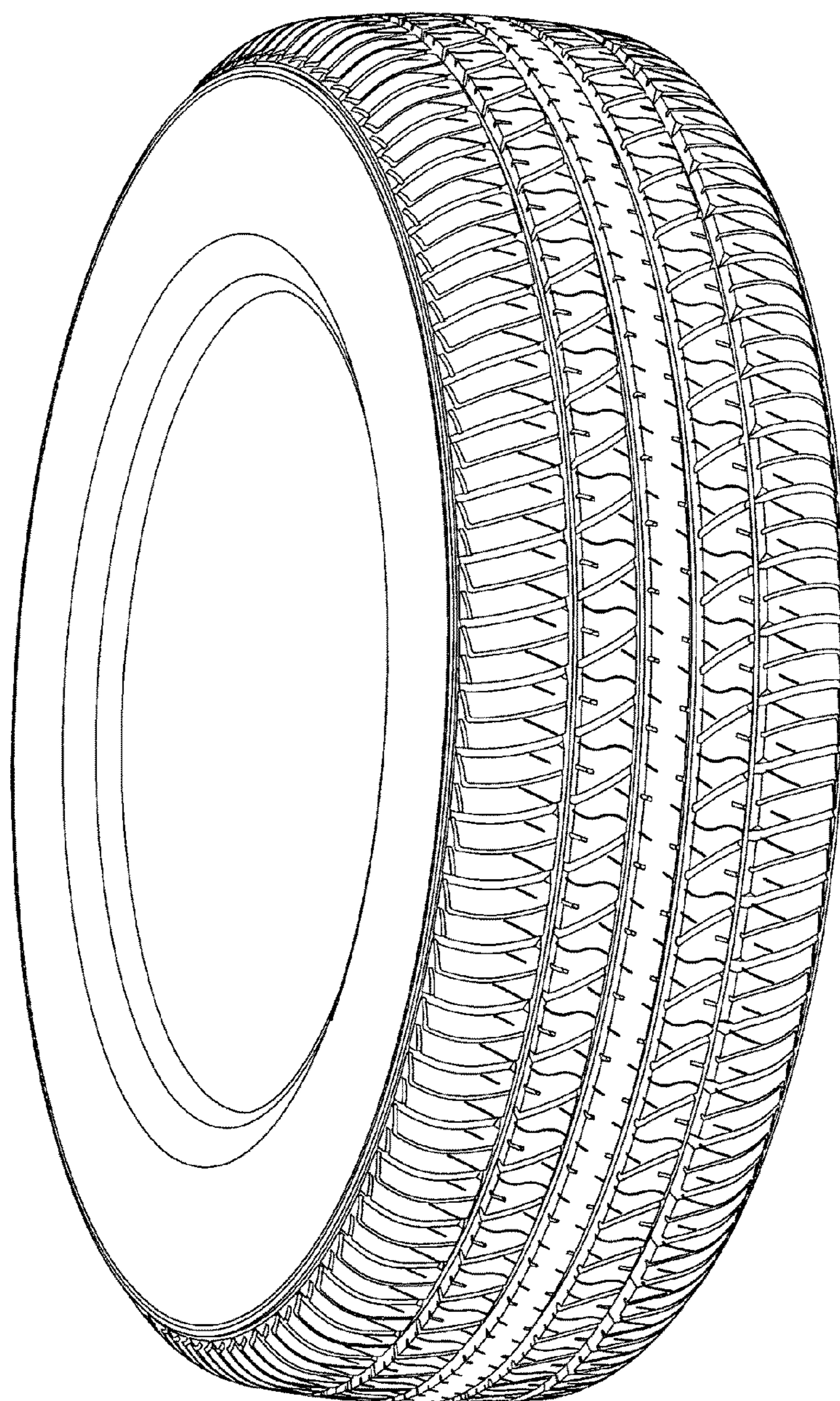


FIG. 3