



US00D744407S

(12) **United States Design Patent**  
**Chen**

(10) **Patent No.:** **US D744,407 S**  
(45) **Date of Patent:** **\*\* Dec. 1, 2015**

(54) **TIRE**

(71) Applicant: **CHENG SHIN RUBBER (XIAMEN) IND. LTD.**, Xiamen (CN)

(72) Inventor: **Shiu-Hsiung Chen**, Xiamen (TW)

(73) Assignee: **CHENG SHIN RUBBER (XIAMEN) IND. LTD.**, Xiamen, Fujian (CN)

(\*\*) Term: **14 Years**

(21) Appl. No.: **29/491,395**

(22) Filed: **May 20, 2014**

(51) **LOC (10) Cl.** ..... **12-15**

(52) **U.S. Cl.**  
USPC ..... **D12/579**

(58) **Field of Classification Search**  
USPC ..... D12/536, 559, 561, 568-603, 512, 519,  
D12/522, 537-538, 542, 544, 551, 552, 554,  
D12/563; D7/588, 396.4, 396.5; 152/523,  
152/524, 525, 555, 209.1-209.9,  
152/209.11-209.19, 209.21-209.28, 455;  
D11/2-4, 26  
CPC ..... B60C 13/00; B60C 13/001; B60C 13/02;  
B60C 1/0025; B60C 11/03; B60C 11/0304;  
B60C 11/1218; B60C 11/1236; B60C  
11/1281; B60C 2011/1213; B60C 2200/06;  
B60C 1/00

See application file for complete search history.

(56) **References Cited**

U.S. PATENT DOCUMENTS

D300,622	S	*	4/1989	Furusawa	.....	D12/571
D384,013	S	*	9/1997	Thomas	.....	D12/544
D481,666	S	*	11/2003	Nishimori	.....	D12/536
D508,673	S	*	8/2005	Dumigan	.....	D12/544
D508,674	S	*	8/2005	Dumigan	.....	D12/544
D554,575	S	*	11/2007	Sakakibara	.....	D12/544
D555,579	S	*	11/2007	Lo	.....	D12/544
D565,501	S	*	4/2008	Lo	.....	D12/544
D612,797	S	*	3/2010	Lo	.....	D12/544
D666,966	S	*	9/2012	Chauvin	.....	D12/579
D671,486	S	*	11/2012	Rooney	.....	D12/579
D700,130	S	*	2/2014	Chen	.....	D12/579
D701,824	S	*	4/2014	Lo	.....	D12/544
D707,620	S	*	6/2014	Barajas	.....	D12/579

\* cited by examiner

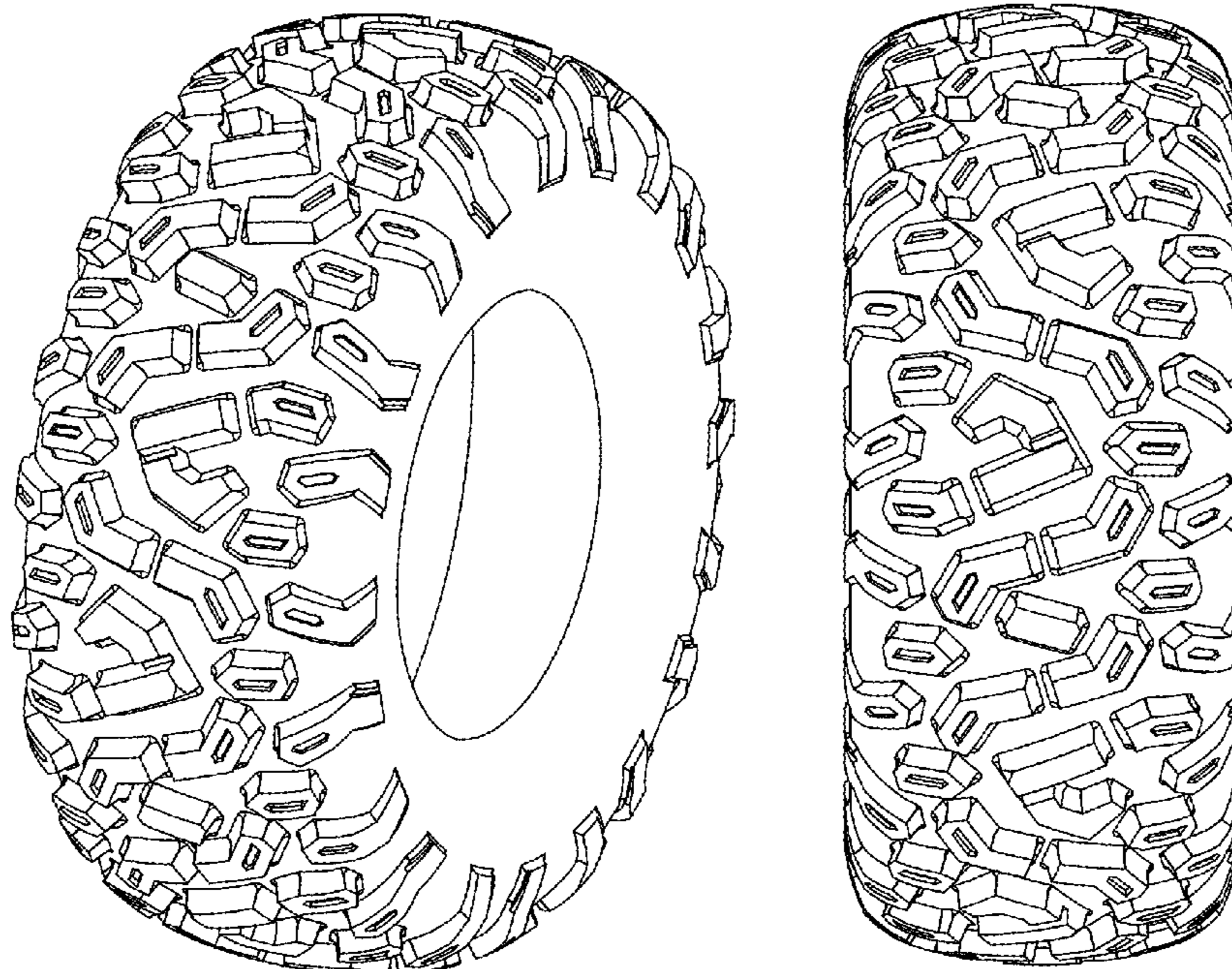
*Primary Examiner* — Deanna L Pratt  
*Assistant Examiner* — Katie Mroczka

(57) **CLAIM**  
The ornamental design for a tire, as shown and described.

**DESCRIPTION**

FIG. 1 is a perspective view of a tire showing my present design;  
FIG. 2 is a front view thereof;  
FIG. 3 is a rear view thereof;  
FIG. 4 is a left side view thereof;  
FIG. 5 is a right side view thereof;  
FIG. 6 is a top view thereof; and,  
FIG. 7 is a bottom view thereof.

**1 Claim, 6 Drawing Sheets**



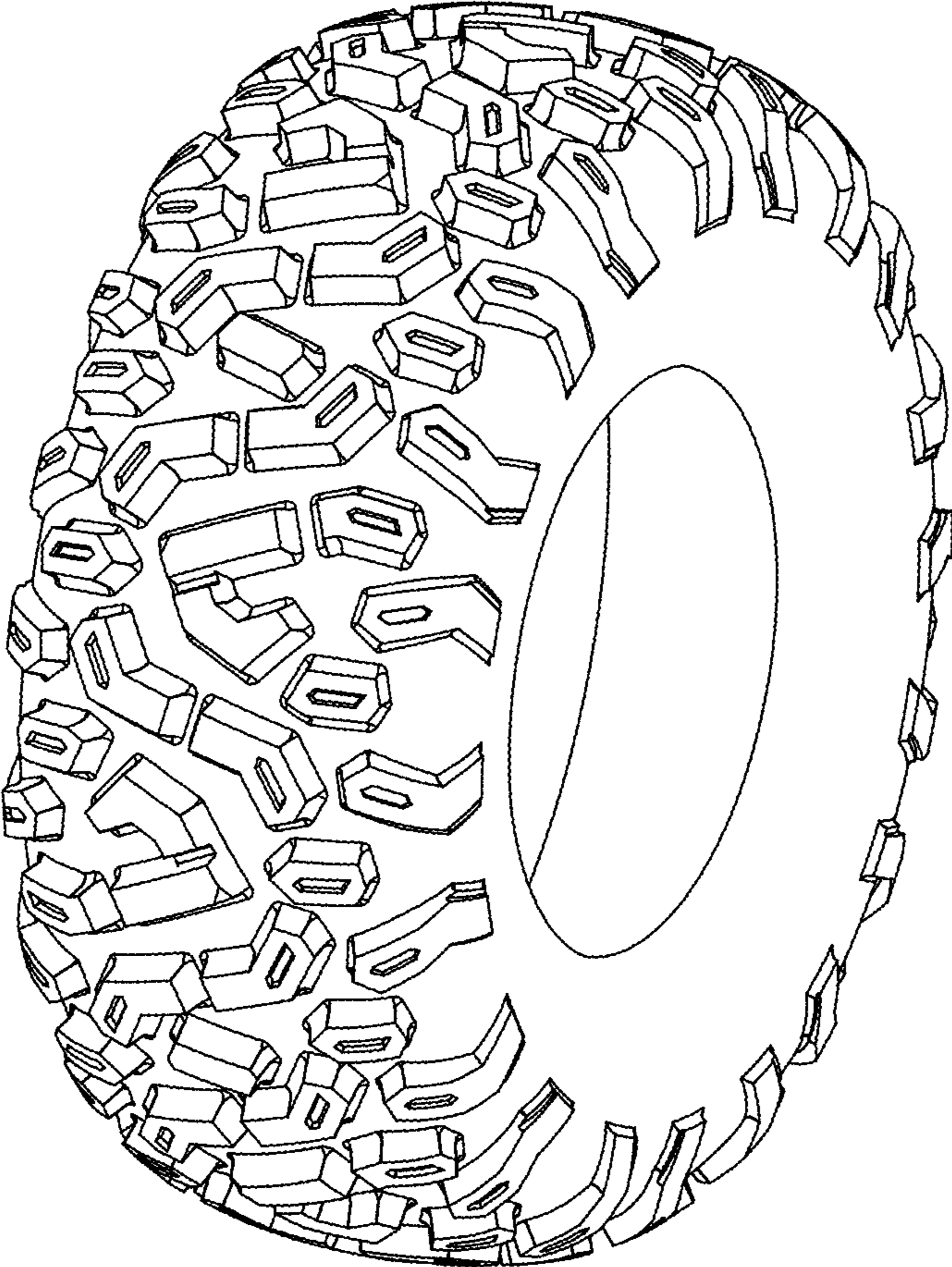


FIG. 1

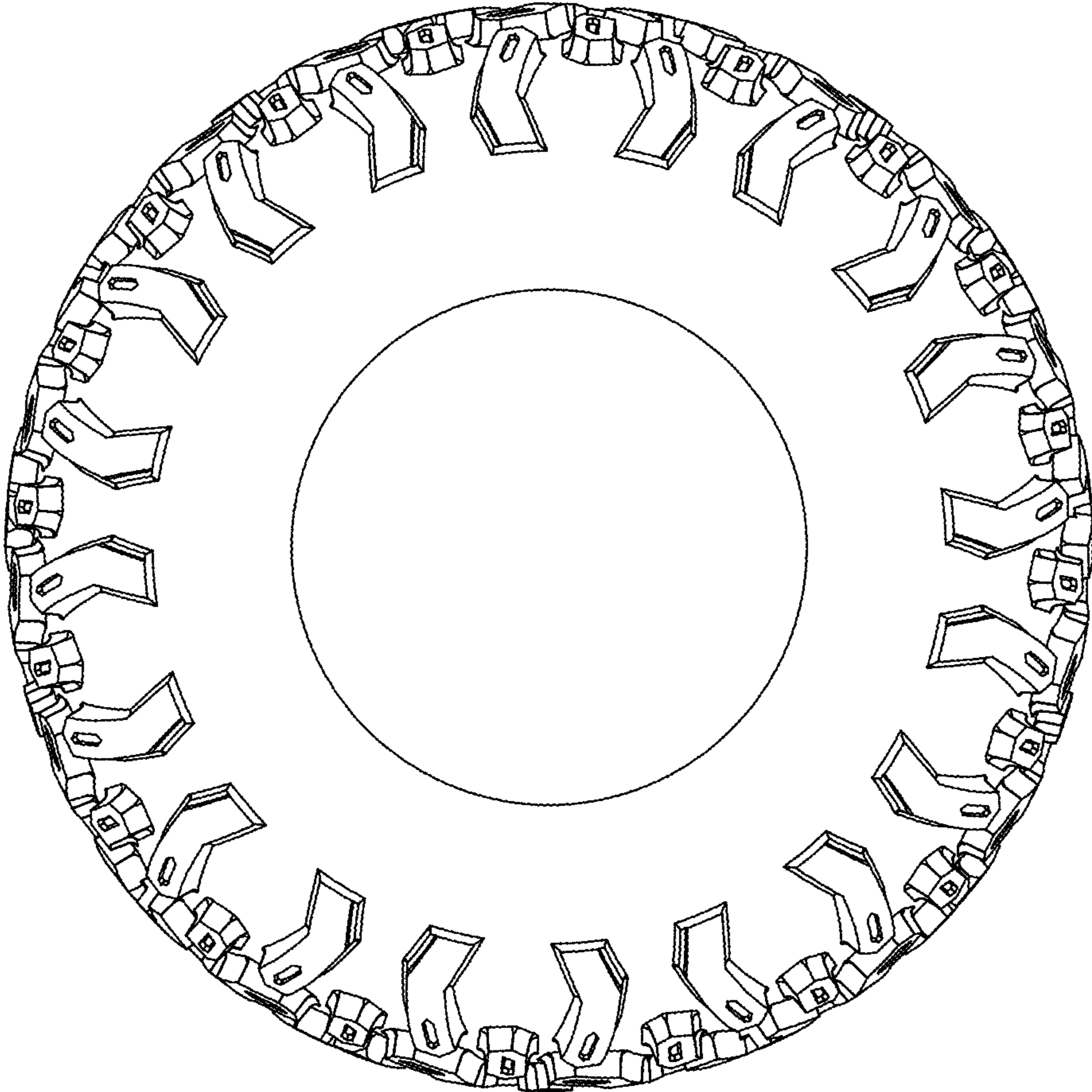


FIG. 2

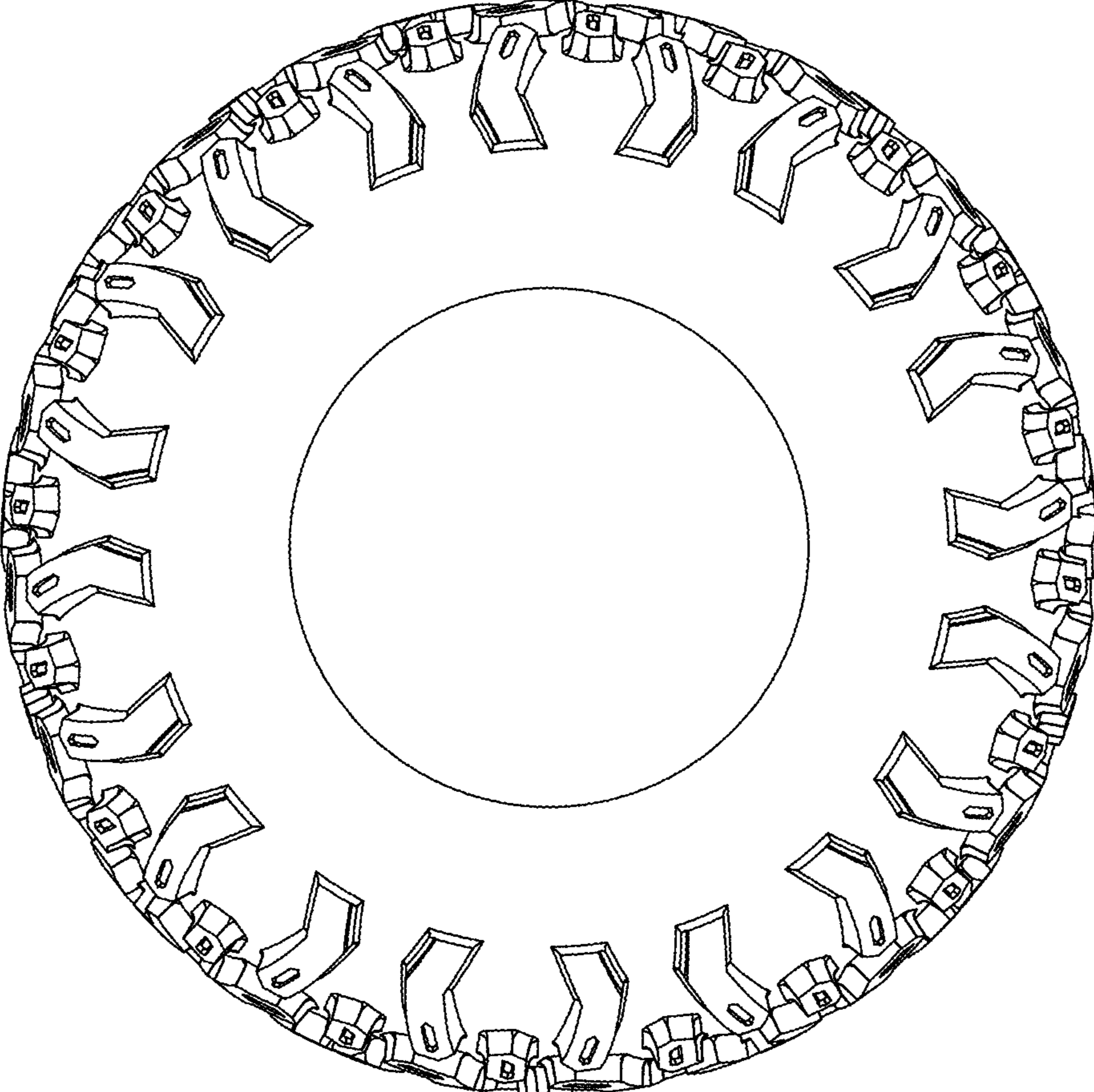


FIG. 3

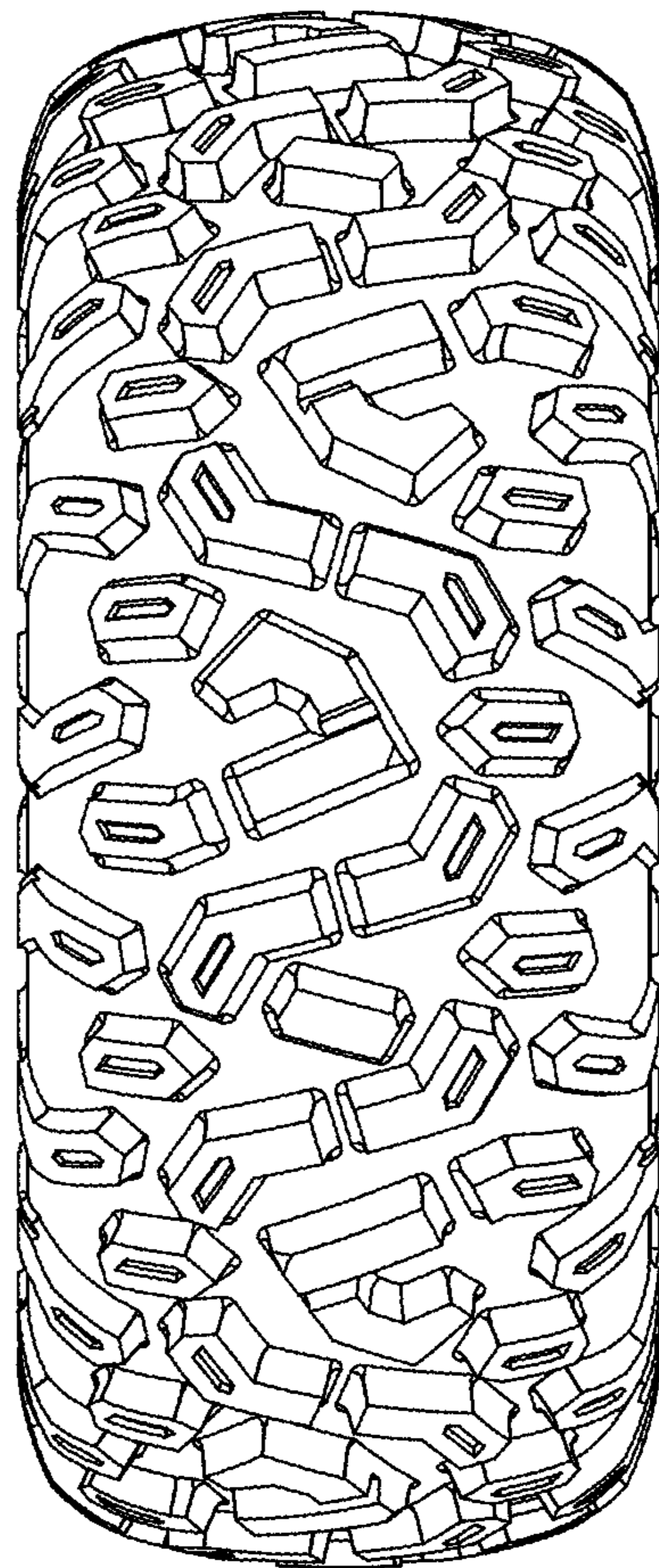


FIG. 4

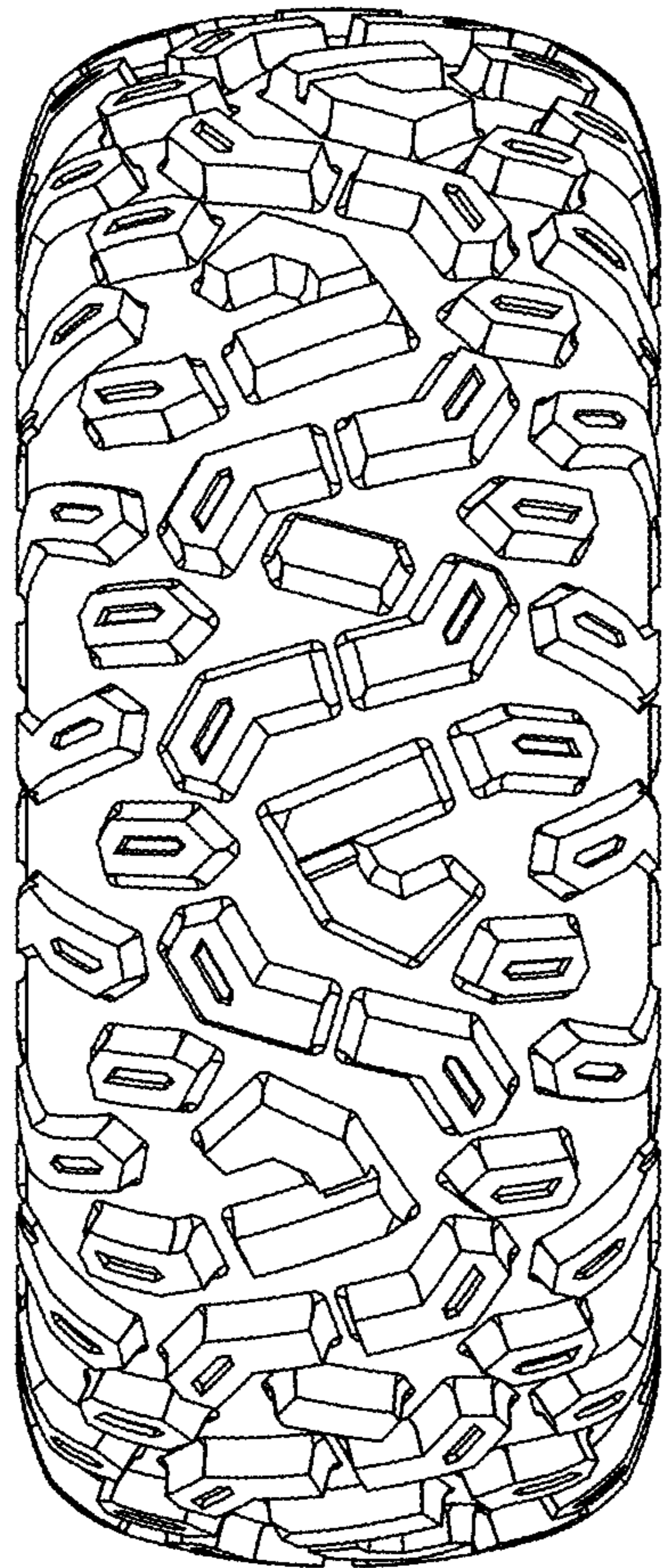


FIG. 5




FIG. 6




FIG. 7