



US00D744403S

(12) **United States Design Patent**
Mielke et al.

(10) **Patent No.:** **US D744,403 S**
(45) **Date of Patent:** **** Dec. 1, 2015**

- (54) **VEHICLE WHEEL**
- (71) Applicant: **Bayerische Motoren Werke Aktiengesellschaft, Munich (DE)**
- (72) Inventors: **Gerrit Roland Udo Mielke, Munich (DE); Marcus Wiedemann, Munich (DE)**
- (73) Assignee: **Bayerische Motoren Werke Aktiengesellschaft, Munich (DE)**
- (**) Term: **14 Years**
- (21) Appl. No.: **29/478,712**
- (22) Filed: **Jan. 8, 2014**

D625,675 S *	10/2010	Juergens et al.	D12/209
D635,904 S *	4/2011	Futschik et al.	D12/209
D639,716 S *	6/2011	Juergens et al.	D12/211
D644,585 S *	9/2011	Antoniadis et al.	D12/209
D644,977 S *	9/2011	Juergens et al.	D12/211
D649,500 S	11/2011	Baum	
D650,315 S *	12/2011	Juergens et al.	D12/211
D659,068 S *	5/2012	Johnson	D12/211
D660,762 S *	5/2012	Gabath	D12/209
D663,670 S *	7/2012	Juergens et al.	D12/211
D666,954 S *	9/2012	Antoniadis et al.	D12/209
D666,957 S *	9/2012	Antoniadis et al.	D12/211
D670,632 S *	11/2012	Schweizer	D12/211
D672,702 S *	12/2012	Pollmann	D12/211
D675,554 S	2/2013	Nissl	
D688,188 S *	8/2013	Baum	D12/211
D697,007 S *	1/2014	Pollmann	D12/209
D713,317 S *	9/2014	Akojima	D12/211
D714,203 S *	9/2014	George et al.	D12/209
D723,986 S *	3/2015	Lemke	D12/209

(30) **Foreign Application Priority Data**

Jul. 9, 2013 (DE) 40 2013 100 629

(51) **LOC (10) Cl.** **12-16**

(52) **U.S. Cl.**
USPC **D12/211**

(58) **Field of Classification Search**
USPC D12/204–213
CPC B60B 7/00; B60B 7/02; B60B 7/04;
B60B 7/01; B60B 7/06; B60B 3/02; B60B
3/04; B60B 3/06; B60B 3/10; B60B 1/00;
B60B 1/08; B60B 1/10; B60B 1/12
See application file for complete search history.

(56) **References Cited**

U.S. PATENT DOCUMENTS

D407,364 S	3/1999	Fisker	
D487,046 S *	2/2004	Yamagishi	D12/209
D504,381 S	4/2005	Rice	
D509,782 S	9/2005	Pollmann	
D510,554 S	10/2005	Markefka	
D590,757 S *	4/2009	Froehlich	D12/209
D621,317 S *	8/2010	Antoniadis et al.	D12/209

FOREIGN PATENT DOCUMENTS

DE	M9701285.8	6/1997
DE	40010998.0	3/2001

(Continued)

Primary Examiner — Stacia Cadmus

(74) *Attorney, Agent, or Firm* — Crowell & Moring LLP


(57) **CLAIM**

The ornamental design for a vehicle wheel, as shown and described.

DESCRIPTION

FIG. 1 is a perspective view of a vehicle wheel according to the design;
FIG. 2 is an additional perspective view thereof;
FIG. 3 is an additional perspective view thereof;
FIG. 4 is a front view thereof;
FIG. 5 is a rear view thereof in a lighter gray scale, representing environmental features that form no part of the claimed design; and,
FIG. 6 is a side view thereof.

1 Claim, 6 Drawing Sheets



(56)

References Cited

FOREIGN PATENT DOCUMENTS

EM 000062591-0005 5/2004
EM 000213335-0002 11/2004

EM 000106513-0007 12/2004
EM 000255609-0004 2/2005
EM 001772922-0004 8/2012
EM 001846346-0002 8/2012

* cited by examiner



Fig. 1



Fig. 2



Fig. 3




Fig. 4




Fig. 5




Fig. 6