



US00D744398S

(12) **United States Design Patent**  
**Nissl**

(10) **Patent No.:** **US D744,398 S**  
(45) **Date of Patent:** **\*\* Dec. 1, 2015**

- (54) **VEHICLE WHEEL**
- (71) Applicant: **Bayerische Motoren Werke Aktiengesellschaft, Munich (DE)**
- (72) Inventor: **Florian Dieter Nissl, Munich (DE)**
- (73) Assignee: **Bayerische Motoren Werke Aktiengesellschaft, Munich (DE)**
- (\*\*) Term: **14 Years**
- (21) Appl. No.: **29/481,907**
- (22) Filed: **Feb. 12, 2014**

D666,952 S *	9/2012	Pollmann	.....	D12/209
D667,768 S	9/2012	Elmitt		
D686,131 S	7/2013	Nissl		
D686,966 S	7/2013	Pollmann		
D688,188 S *	8/2013	Baum	.....	D12/211
D697,003 S *	1/2014	Baum et al.	.....	D12/209

- (30) **Foreign Application Priority Data**
- Aug. 14, 2013 (EM) ..... 002291914-0002
- (51) **LOC (10) Cl.** ..... **12-16**
- (52) **U.S. Cl.**
- USPC ..... **D12/209**
- (58) **Field of Classification Search**
- USPC ..... D12/204–213
- CPC ..... B60B 7/00; B60B 7/02; B60B 7/04; B60B 7/01; B60B 7/06; B60B 3/02; B60B 3/04; B60B 3/06; B60B 3/10; B60B 1/00; B60B 1/08; B60B 1/10; B60B 1/12
- See application file for complete search history.

**FOREIGN PATENT DOCUMENTS**

EM	000304274-0004	5/2005
EM	001598277-0010	1/2010
EM	001846346-0004	8/2012
EM	002156554-0009	12/2012
EM	002156554-0011	12/2012
EM	002205542-0015	3/2013
EM	002205740-0007	3/2013

\* cited by examiner

*Primary Examiner* — Stacia Cadmus

(74) *Attorney, Agent, or Firm* — Crowell & Moring LLP

(57) **CLAIM**

The ornamental design for a vehicle wheel, as shown and described.

**DESCRIPTION**

This application contains subject matter related to the following co-pending U.S. design patent applications: Application Ser. No. 29/450,362, filed Mar. 18, 2013 and entitled “Vehicle Wheel;” and Application Ser. No. 29/450,383, filed Mar. 18, 2013 and entitled Vehicle Wheel.

FIG. 1 is a perspective view of a vehicle wheel according to the design;

FIG. 2 is an additional perspective view thereof;

FIG. 3 is an additional perspective view thereof;

FIG. 4 is a front view thereof;

FIG. 5 is a rear view thereof in a lighter gray scale, representing environmental features that form no part of the claimed design; and,

FIG. 6 is a side view thereof.

(56) **References Cited**

**U.S. PATENT DOCUMENTS**

D515,491 S	2/2006	Elmitt		
D580,842 S *	11/2008	Kim	.....	D12/211
D589,428 S *	3/2009	Scheu	.....	D12/211
D590,314 S *	4/2009	Hettler	.....	D12/209
D607,396 S *	1/2010	Gallert	.....	D12/209
D620,417 S *	7/2010	Gallert	.....	D12/209
D625,235 S	10/2010	Nissl		
D631,813 S *	2/2011	Nissl	.....	D12/209
D645,389 S *	9/2011	Nissl	.....	D12/209
D651,550 S *	1/2012	Elmitt	.....	D12/209
D654,843 S *	2/2012	Futschik et al.	.....	D12/211

**1 Claim, 6 Drawing Sheets**








Fig. 1





Fig. 2





Fig. 3





Fig. 4




Fig. 5






Fig. 6