



US00D744395S

(12) **United States Design Patent**
Hamlin

(10) **Patent No.:** **US D744,395 S**

(45) **Date of Patent:** **** Dec. 1, 2015**

(54) **REARVIEW DEVICE**

(71) Applicant: **Gentex Corporation**, Zeeland, MI (US)

(72) Inventor: **Bradley R. Hamlin**, Allendale, MI (US)

(73) Assignee: **GENTEX CORPORATION**, Zeeland, MI (US)

(**) Term: **14 Years**

(21) Appl. No.: **29/507,952**

(22) Filed: **Oct. 31, 2014**

(51) **LOC (10) Cl.** **12-16**

(52) **U.S. Cl.**

USPC **D12/187**

(58) **Field of Classification Search**

USPC D12/187, 188, 189; D6/300, 306

CPC B60R 1/076; G02B 7/18; G02B 5/08;

G02B 7/182

See application file for complete search history.

(56) **References Cited**

U.S. PATENT DOCUMENTS

D451,869 S * 12/2001 Knapp et al. D12/187

D498,446 S * 11/2004 Bradley D12/187

D499,678 S * 12/2004 Bradley D12/187

D556,105 S * 11/2007 Carter et al. D12/187

D556,106 S * 11/2007 Carter et al. D12/187

D659,617 S * 5/2012 Brockington et al. D12/187

D712,325 S * 9/2014 Bohanan et al. D12/187

D724,508 S * 3/2015 Bohanan et al. D12/187

D724,509 S * 3/2015 Bohanan et al. D12/187

* cited by examiner

Primary Examiner — Katrina A Betton

(74) *Attorney, Agent, or Firm* — Price Heneveld LLP; Scott P. Ryan

(57) **CLAIM**

I claim the ornamental design for a rearview device, as shown and described.

DESCRIPTION

FIG. 1 is a front perspective view of a rearview device of the present disclosure;

FIG. 2 is a front elevational view of the rearview device of FIG. 1;

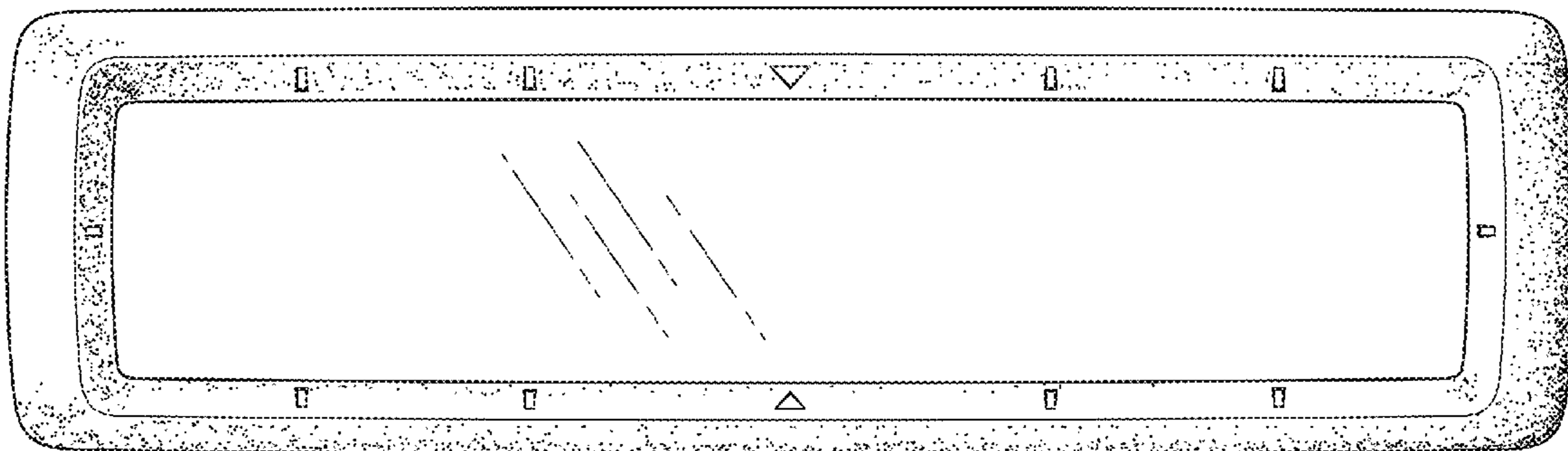
FIG. 3 is a rear elevational view of the rearview device of FIG. 1;

FIG. 4 is a side elevational view of the rearview device of FIG. 1;

FIG. 5 is a top plan view of the rearview device of FIG. 1; and,

FIG. 6 is a bottom plan view of the rearview device of FIG. 1. In the drawings, the broken lines depict portions of the article that form no part of the claimed design.

1 Claim, 3 Drawing Sheets



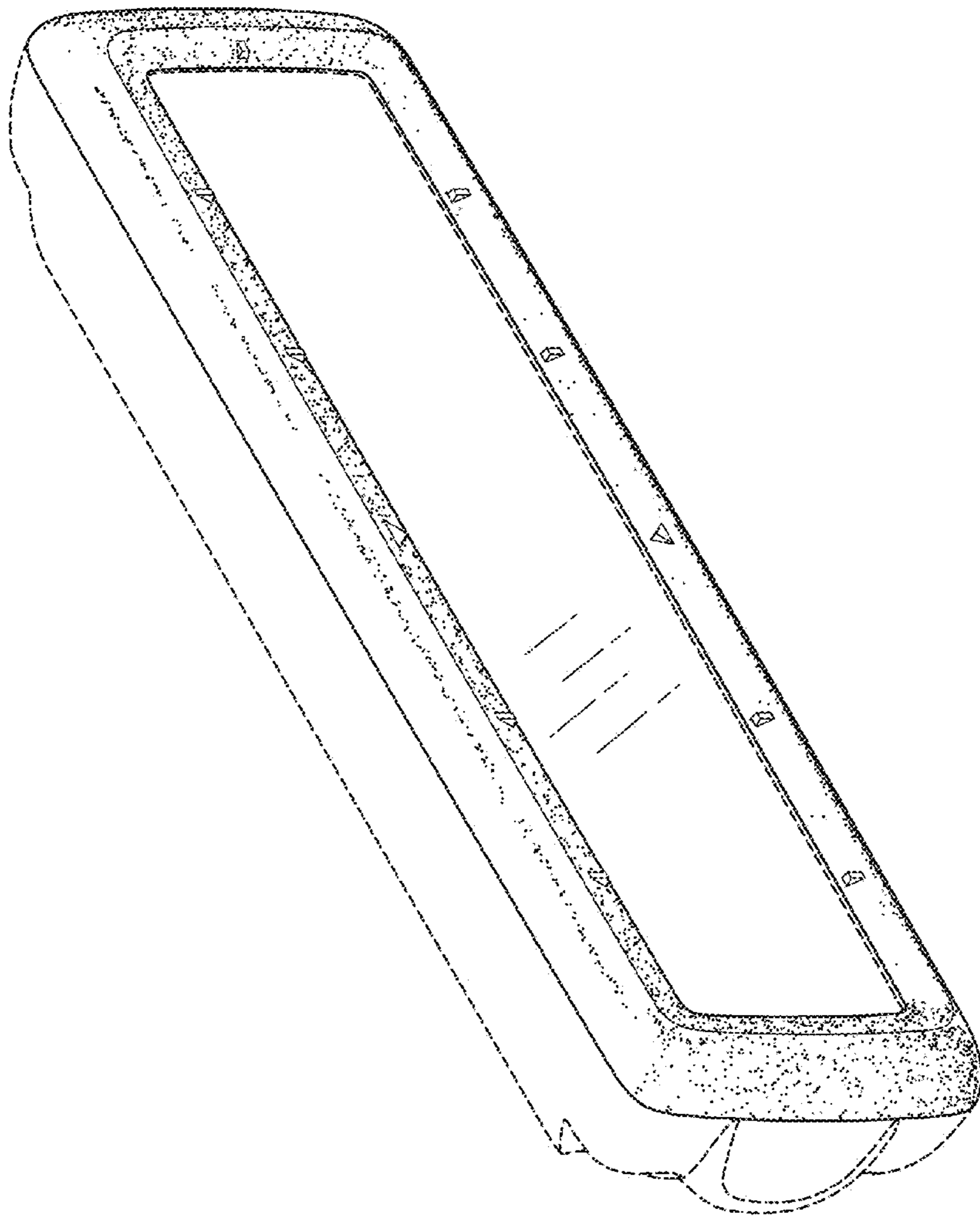


FIG. 1

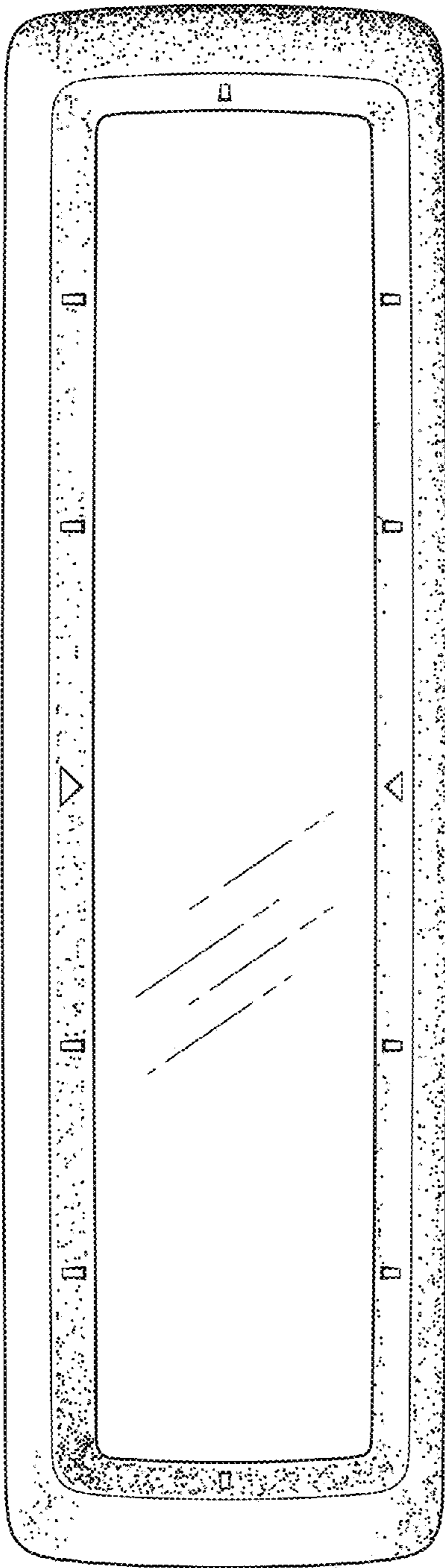


FIG. 2




FIG. 3

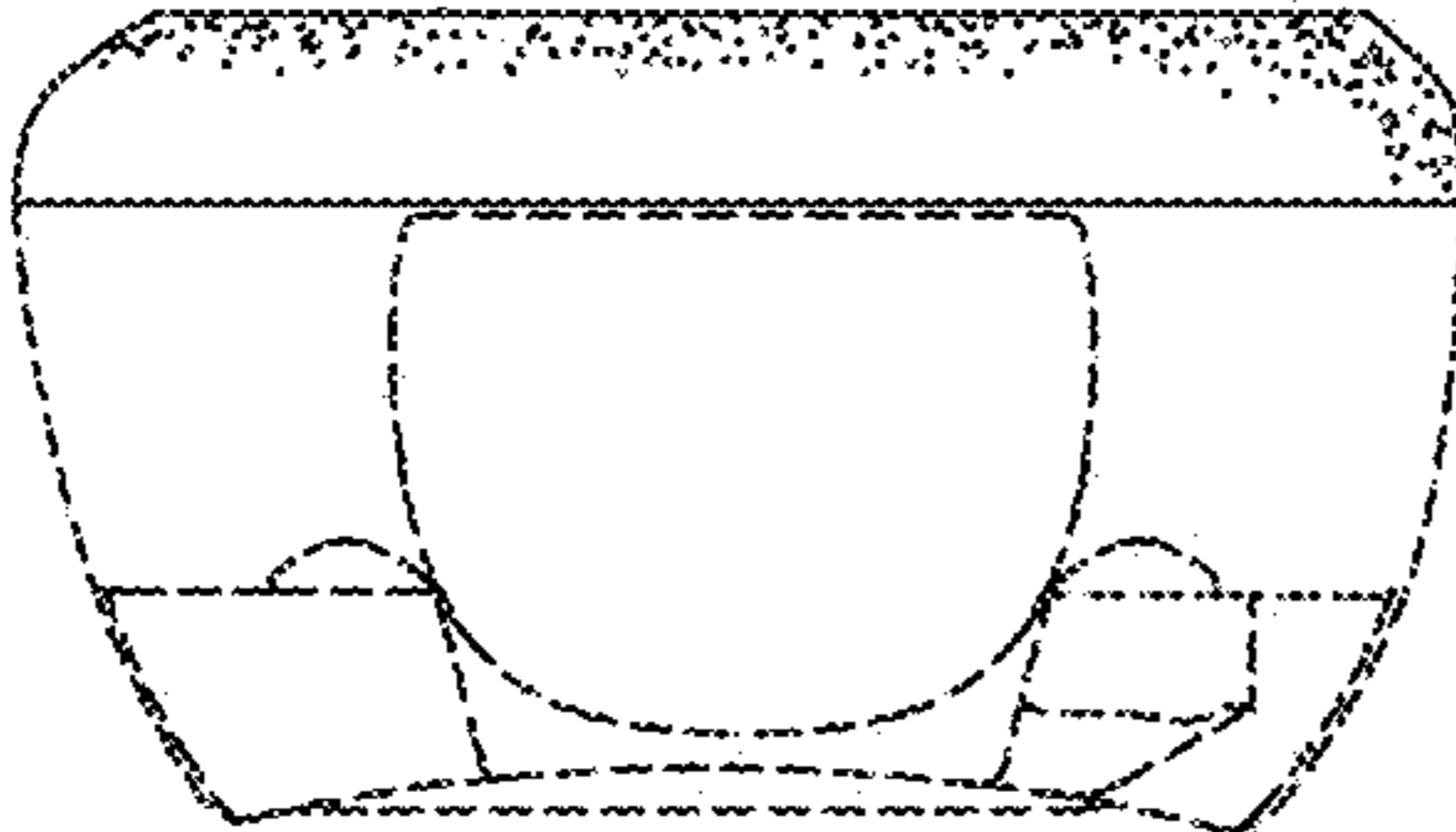


FIG. 4




FIG. 5




FIG. 6