



US00D744390S

(12) **United States Design Patent**
Vena et al.

(10) **Patent No.:** **US D744,390 S**
(45) **Date of Patent:** **** Dec. 1, 2015**

(54) **FRONT BUMPER FOR A VEHICLE**

(71) Applicant: **Daimler AG**, Stuttgart (DE)

(72) Inventors: **Donald Vena**, Vancouver, WA (US);
Paul Shead, Beaverton, OR (US)

(73) Assignee: **Daimler AG**, Stuttgart (DE)

(**) Term: **14 Years**

(21) Appl. No.: **29/510,242**

(22) Filed: **Nov. 26, 2014**

(30) **Foreign Application Priority Data**

May 27, 2014 (EM) 002471250-0012

(51) **LOC (10) Cl.** **12-16**

(52) **U.S. Cl.**
USPC **D12/169**

(58) **Field of Classification Search**
USPC D12/169, 216, 90-92, 86, 171, 196,
D12/163; 293/102, 113, 115, 117, 120;
296/180.1, 180.2
CPC B60R 19/02; B60R 19/04; B62D 25/08
See application file for complete search history.

(56) **References Cited**

U.S. PATENT DOCUMENTS

D544,417 S * 6/2007 Kono D12/169
D556,100 S * 11/2007 Kaoud D12/169
D561,662 S * 2/2008 Ellis D12/169
D563,840 S * 3/2008 Simons D12/169
D586,708 S * 2/2009 Gresens D12/169

D597,000 S * 7/2009 Golden D12/169
D645,799 S * 9/2011 Beigel D12/169
D721,303 S * 1/2015 Platto D12/169
D725,008 S * 3/2015 Peltola D12/169
D737,181 S * 8/2015 Smith D12/169

OTHER PUBLICATIONS

“Transformers 4’: Meet the upgraded Optimus Prime, new Autobots,” Hero Complex, Los Angeles Times, May 30, 2013.
“Western Star Introduces the All-New 5700XE,” Western Star Trucks Press Releases, Daimler Trucks North America, Sep. 11, 2014.

* cited by examiner

Primary Examiner — Melody N Brown

(74) *Attorney, Agent, or Firm* — Crowell & Moring LLP


(57) **CLAIM**

The ornamental design for a front bumper for a vehicle, as shown and described.

DESCRIPTION

This application contains subject matter related to the following co-pending U.S. design patent application:
Application Ser. No. 29/509,784, filed Nov. 21, 2014 and entitled “Vehicle, Toy, and/or Replicas Thereof.”
FIG. 1 is a right, front perspective view of a front bumper for a vehicle according to the design, the left, front perspective view being mirror symmetrical;
FIG. 2 is a front view thereof;
FIG. 3 is a top view thereof;
FIG. 4 is a bottom view thereof; and,
FIG. 5 is a right side view thereof, the left side view being mirror symmetrical.

1 Claim, 2 Drawing Sheets



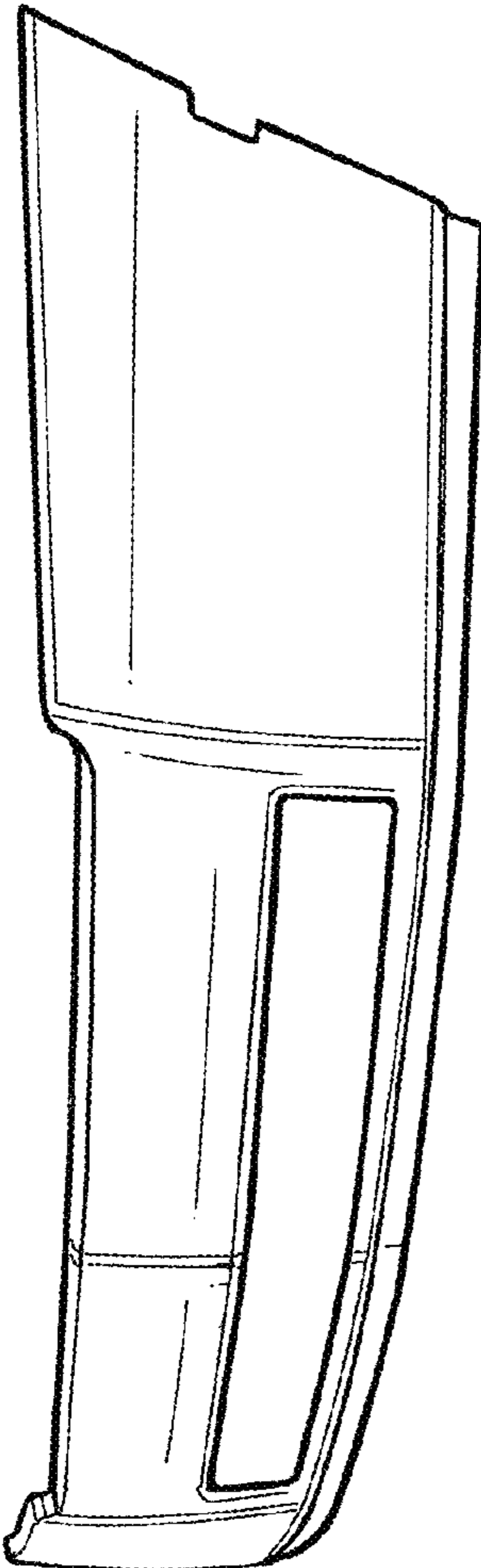


FIG. 1

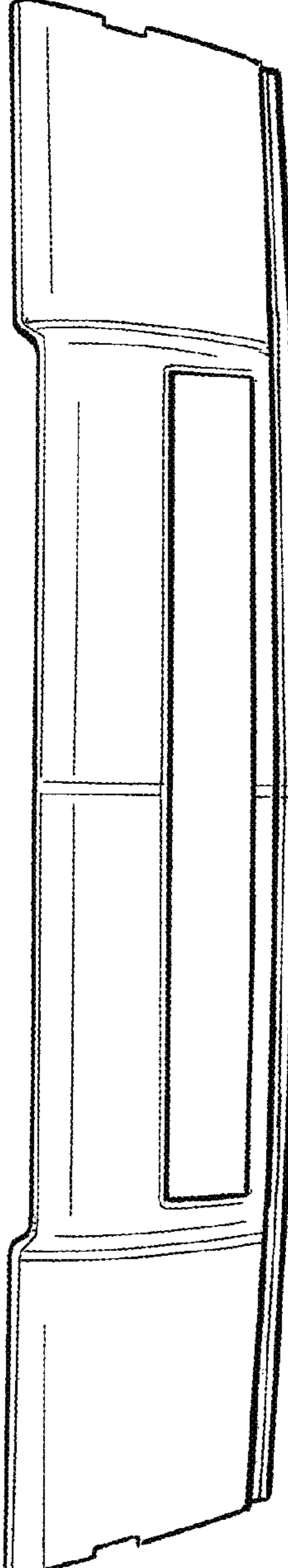


FIG. 2

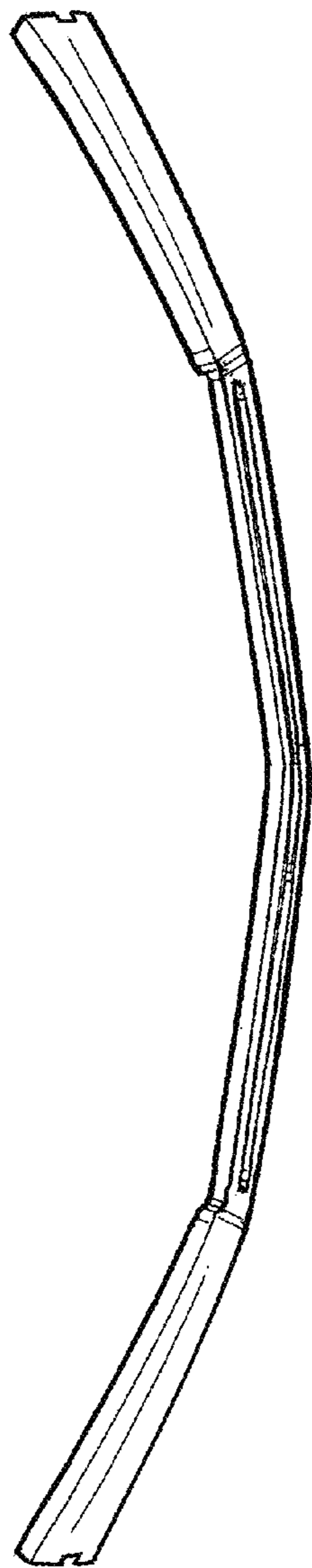


FIG. 3



FIG. 4

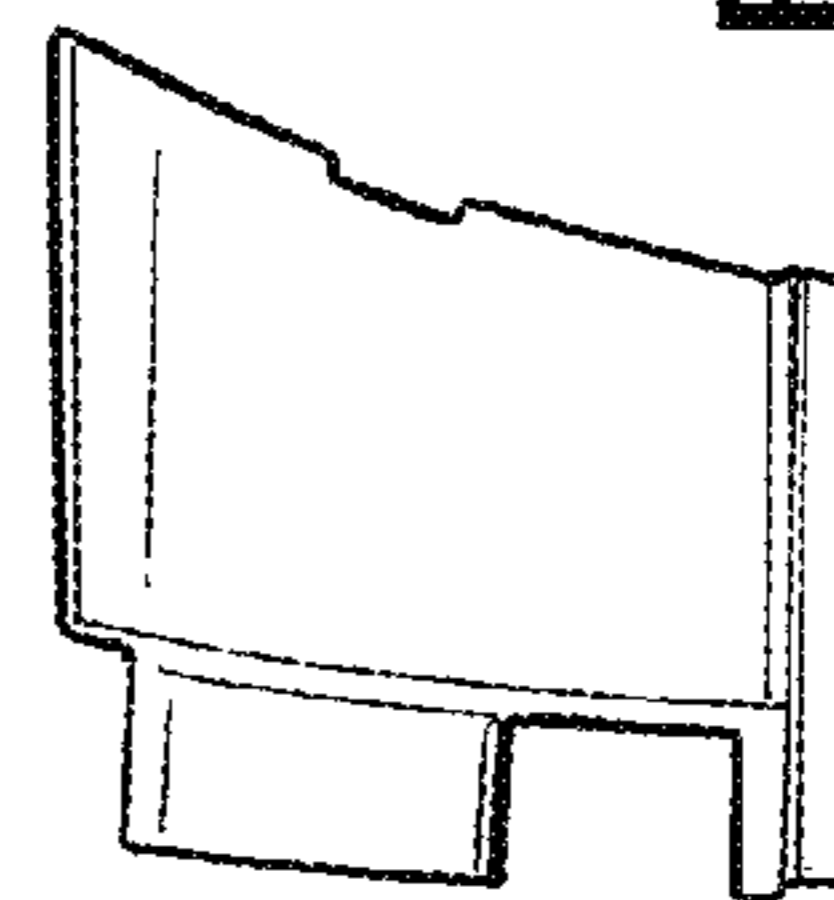


FIG. 5