



US00D744383S

(12) **United States Design Patent**
Futschik et al.

(10) **Patent No.:** **US D744,383 S**
(45) **Date of Patent:** **** Dec. 1, 2015**

(54) **FRONT PORTION OF A VEHICLE, TOY,
AND/OR REPLICAS THEREOF**

(71) Applicant: **Daimler AG**, Stuttgart (DE)

(72) Inventors: **Hans-Dieter Futschik**, Gechingen (DE);
Robert Lesnik, Leonberg (DE); **Gorden
Wagener**, Gaeufelden (DE)

(73) Assignee: **Daimler AG**, Stuttgart (DE)

(**) Term: **14 Years**

(21) Appl. No.: **29/499,748**

(22) Filed: **Aug. 19, 2014**

(30) **Foreign Application Priority Data**

Feb. 20, 2014 (WO) DM/083 928

(51) **LOC (10) Cl.** **12-16**

(52) **U.S. Cl.**
USPC **D12/164**

(58) **Field of Classification Search**
USPC D12/86, 90-92, 164; D21/421, 433,
D21/434; 296/181.1, 181.5
CPC B62D 35/00; B62D 25/00; B62D 25/06;
B62D 25/08; B62D 33/00
See application file for complete search history.

(56) **References Cited**

U.S. PATENT DOCUMENTS

D615,464 S * 5/2010 Frei D12/164
D617,682 S * 6/2010 Frei D12/91
D643,339 S 8/2011 Burki et al.
D643,348 S * 8/2011 Burki D12/164

D643,787 S 8/2011 Burki et al.
D670,606 S * 11/2012 Frenzel D12/91
D671,033 S * 11/2012 Fetherston D12/91
D699,163 S * 2/2014 Janssen D12/164
D704,602 S * 5/2014 Frenzel D12/164

OTHER PUBLICATIONS

“Mercedes-Benz Concept Coupé SUV, Sporty Coupé at the highest level,” Mercedes-Benz, Press Information, Apr. 20, 2014, Stuttgart, Germany.

* cited by examiner

Primary Examiner — Melody N Brown

(74) *Attorney, Agent, or Firm* — Crowell & Moring LLP

(57) **CLAIM**

The ornamental design for a front portion of a vehicle, toy, and/or replicas thereof, as shown and described.

DESCRIPTION

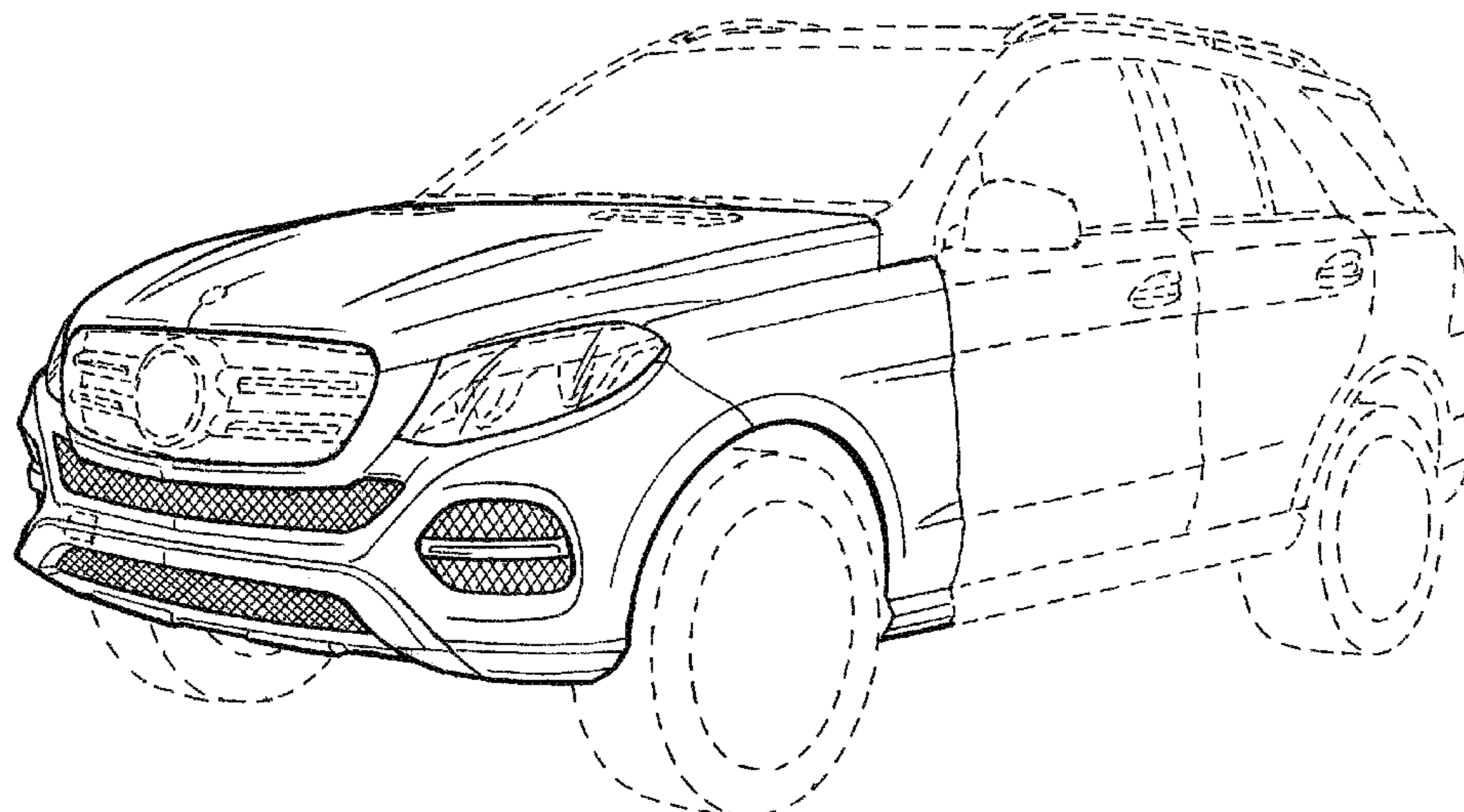
This application contains subject matter related to the following co-pending U.S. design patent applications:

Application Ser. No. 29/499,744, filed herewith and entitled “Vehicle, Toy, and/or Replicas Thereof”; and Application Ser. No. 29/499,221, filed Aug. 13, 2014 and entitled Vehicle, Toy, and/or Replicas Thereof.

FIG. 1 is a left, front perspective view of a front portion of a vehicle, toy, and/or replicas thereof according to the design; FIG. 2 is a left side view thereof; FIG. 3 is a right side view thereof; FIG. 4 is a front view thereof; and, FIG. 5 is a top view thereof.

The broken lines are for illustrative purposes only and form no part of the claimed design.

1 Claim, 5 Drawing Sheets



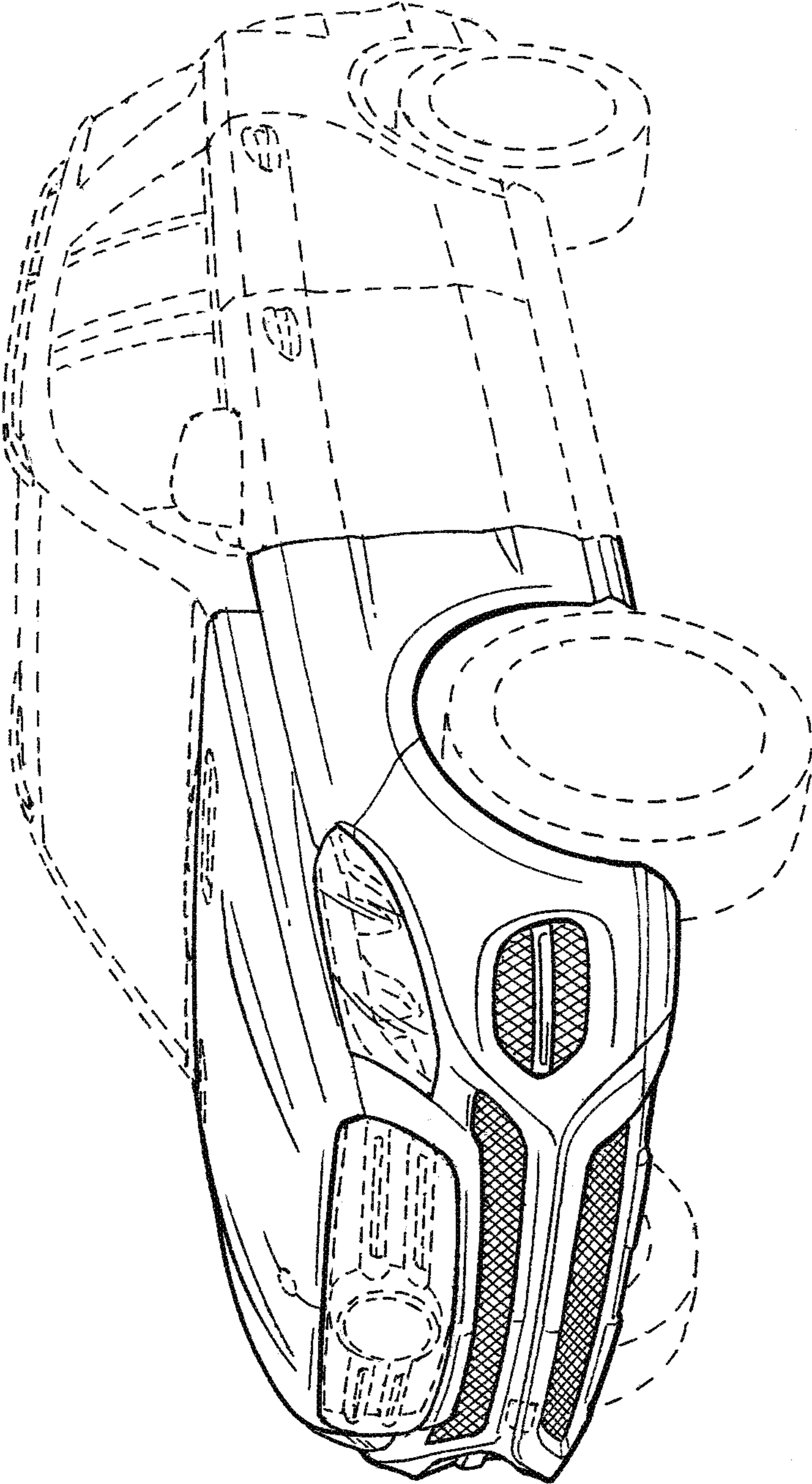


FIG. 1

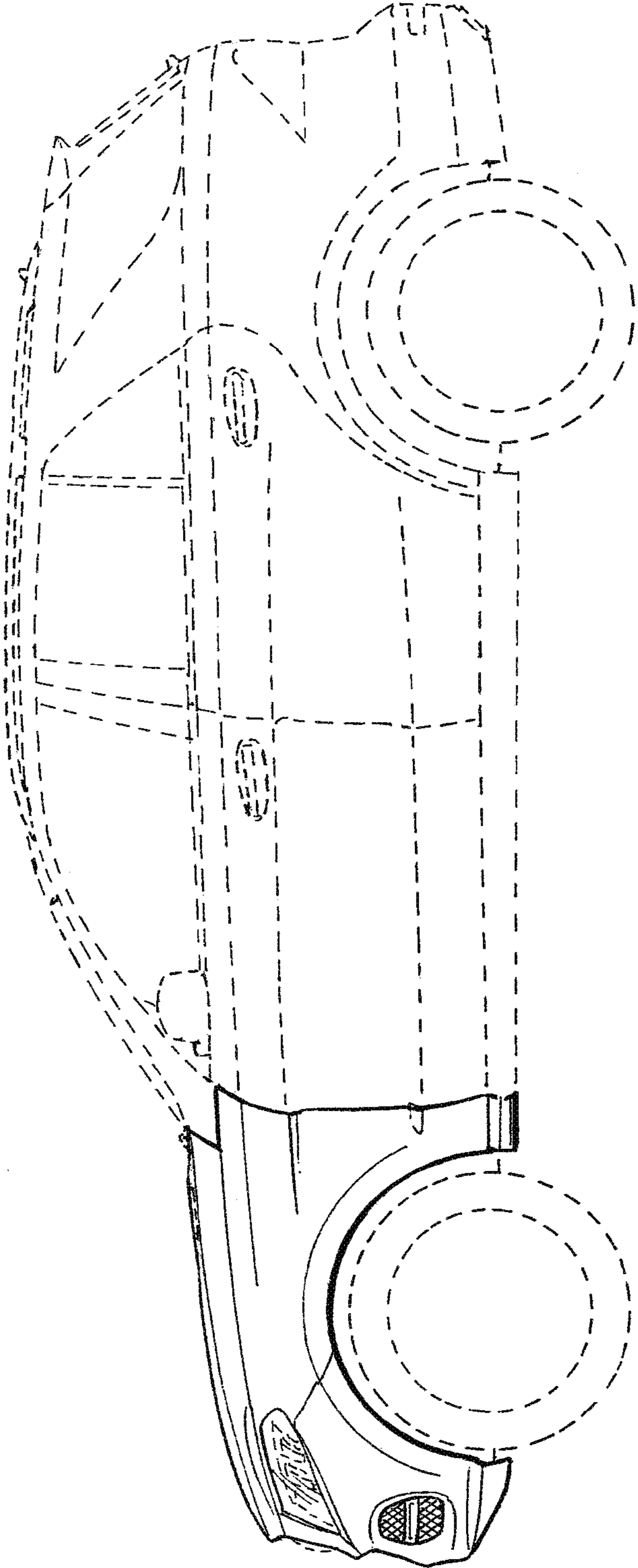


FIG. 2

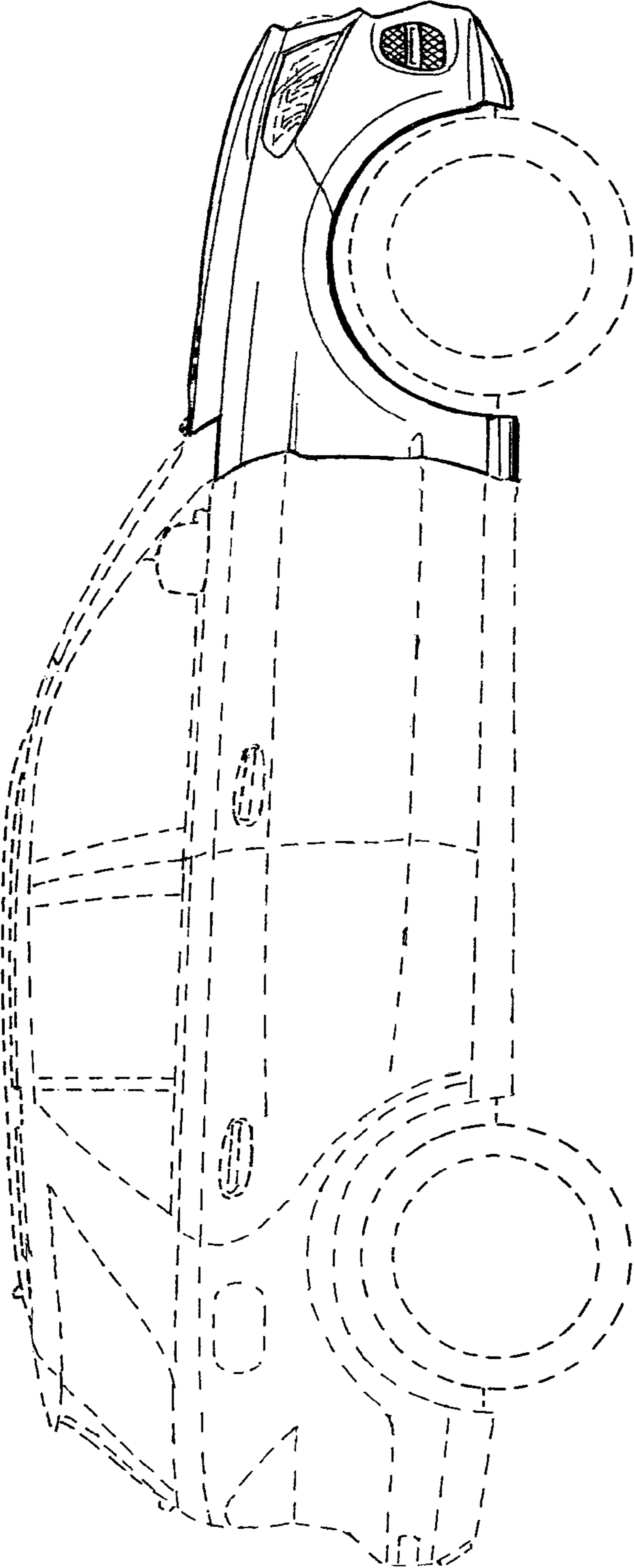


FIG. 3




FIG. 4

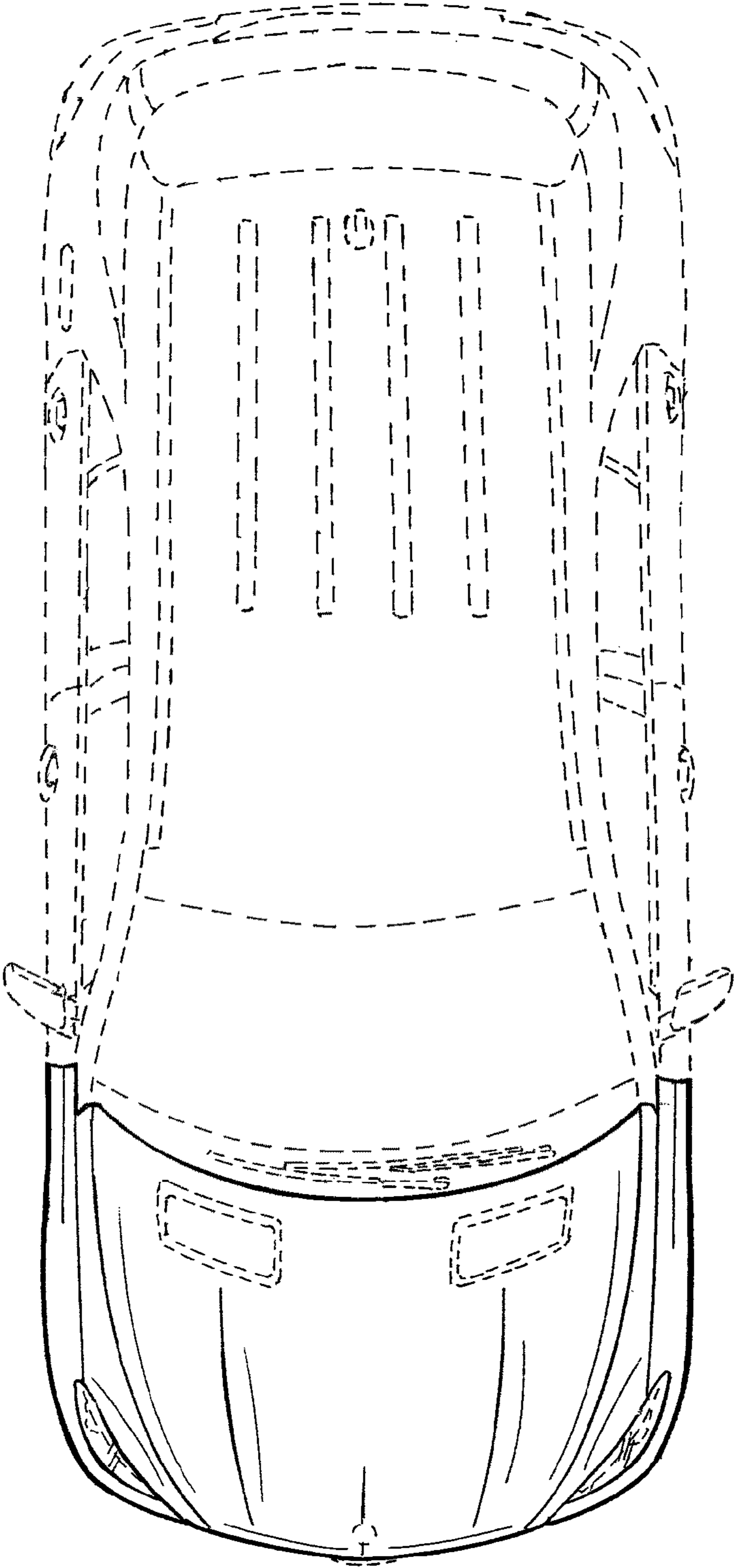


FIG. 5