



US00D744377S

(12) **United States Design Patent**
Minami

(10) **Patent No.:** **US D744,377 S**
(45) **Date of Patent:** **** Dec. 1, 2015**

- (54) **AUTOMOBILE**
- (71) Applicant: **HONDA MOTOR CO., LTD.**, Tokyo (JP)
- (72) Inventor: **Toshinobu Minami**, Wako (JP)
- (73) Assignee: **HONDA MOTOR CO., LTD.**, Tokyo (JP)
- (**) Term: **14 Years**
- (21) Appl. No.: **29/501,563**
- (22) Filed: **Sep. 5, 2014**
- (30) **Foreign Application Priority Data**
Mar. 10, 2014 (JP) 2014-005002
- (51) **LOC (10) Cl.** **12-08**
- (52) **U.S. Cl.**
USPC **D12/91**
- (58) **Field of Classification Search**
USPC D12/86, 90-92; D21/421, 433, 434;
296/181.1, 181.5
CPC B62D 35/00; B62D 25/00; B62D 25/06;
B62D 33/00
See application file for complete search history.
- (56) **References Cited**
U.S. PATENT DOCUMENTS
D581,317 S * 11/2008 Zheng D12/90
D601,454 S * 10/2009 Kamimura et al. D12/91
D604,670 S * 11/2009 Nagura et al. D12/91

- D633,823 S * 3/2011 Matei et al. D12/91
- D642,093 S * 7/2011 Kubo et al. D12/91
- D647,004 S * 10/2011 Nemoto D12/91
- D647,428 S * 10/2011 Ohhashi et al. D12/90
- D655,648 S * 3/2012 Imaiida et al. D12/91
- D657,716 S * 4/2012 Cartabiano et al. D12/91
- D670,200 S * 11/2012 Toriyama et al. D12/91
- D689,397 S * 9/2013 Koyama et al. D12/90
- D691,065 S * 10/2013 Gamou et al. D12/90
- D692,346 S * 10/2013 Matsueda D12/91
- D708,551 S * 7/2014 De Bono D12/91
- D712,312 S * 9/2014 Nakayama D12/91
- D724,493 S * 3/2015 Kobayashi D12/91
- D728,422 S * 5/2015 Minami et al. D12/91

* cited by examiner

Primary Examiner — Melody N Brown

(74) *Attorney, Agent, or Firm* — Westerman, Hattori, Daniels & Adrian, LLP

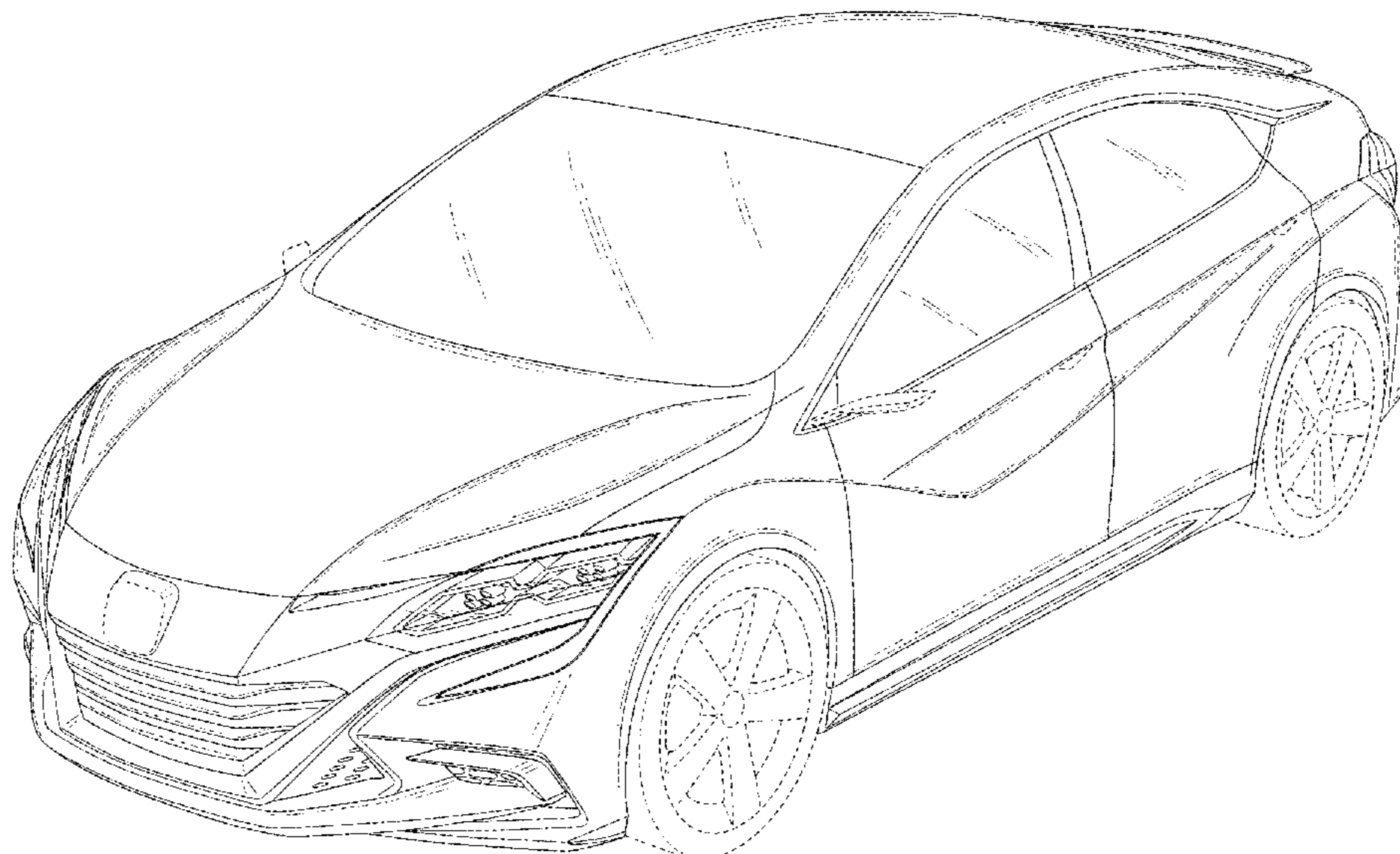
(57) **CLAIM**

The ornamental design for an automobile, as shown and described.

DESCRIPTION

FIG. 1 is an enlarged left perspective view of an automobile showing my new design;
FIG. 2 is an enlarged right perspective view thereof;
FIG. 3 is a front elevational view thereof;
FIG. 4 is a top plan view thereof;
FIG. 5 is a left side elevational view thereof; and,
FIG. 6 is a right side elevational view thereof.
The broken lines illustrate environmental structure only and form no part of the claimed design.

1 Claim, 6 Drawing Sheets



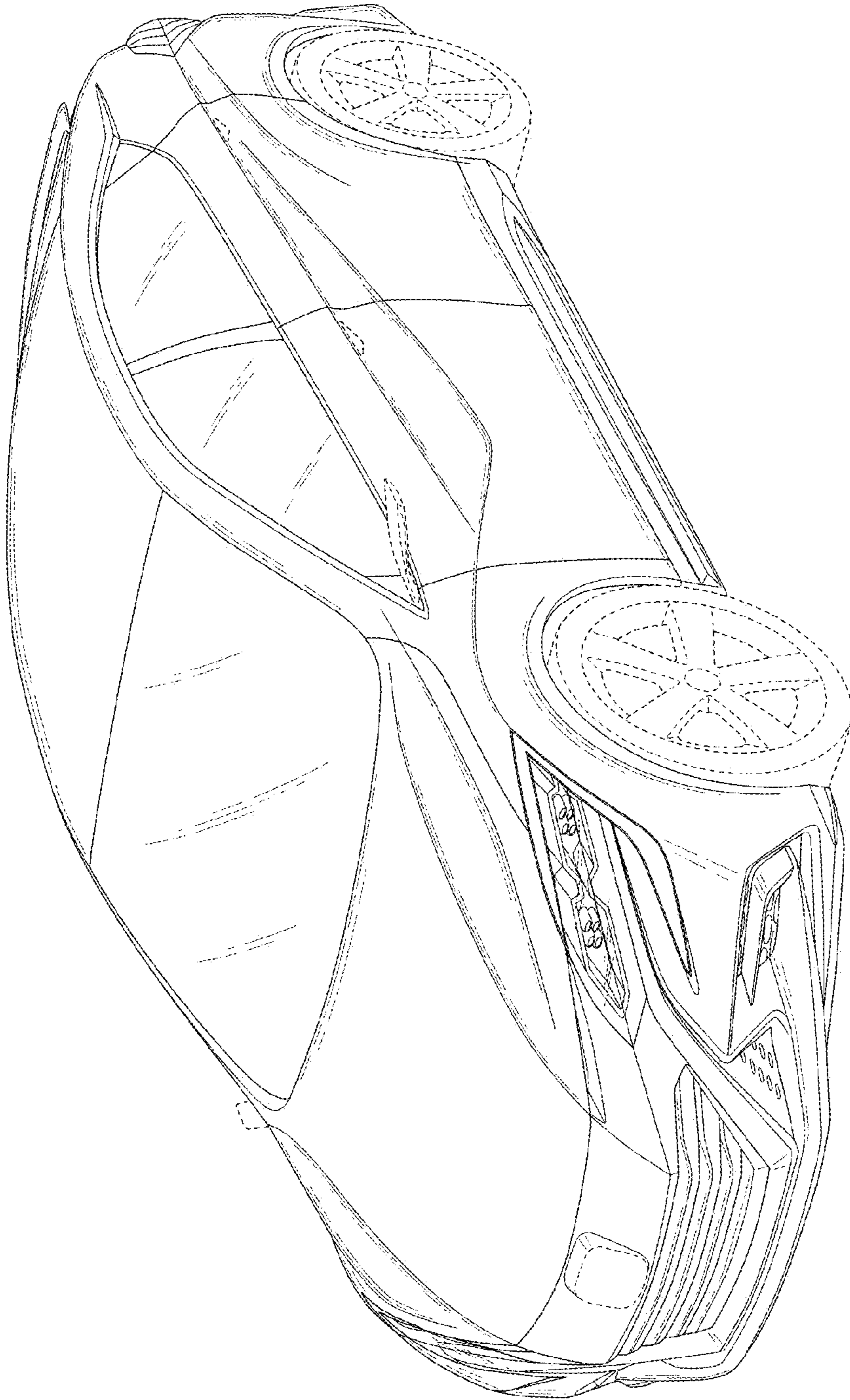


FIG.1

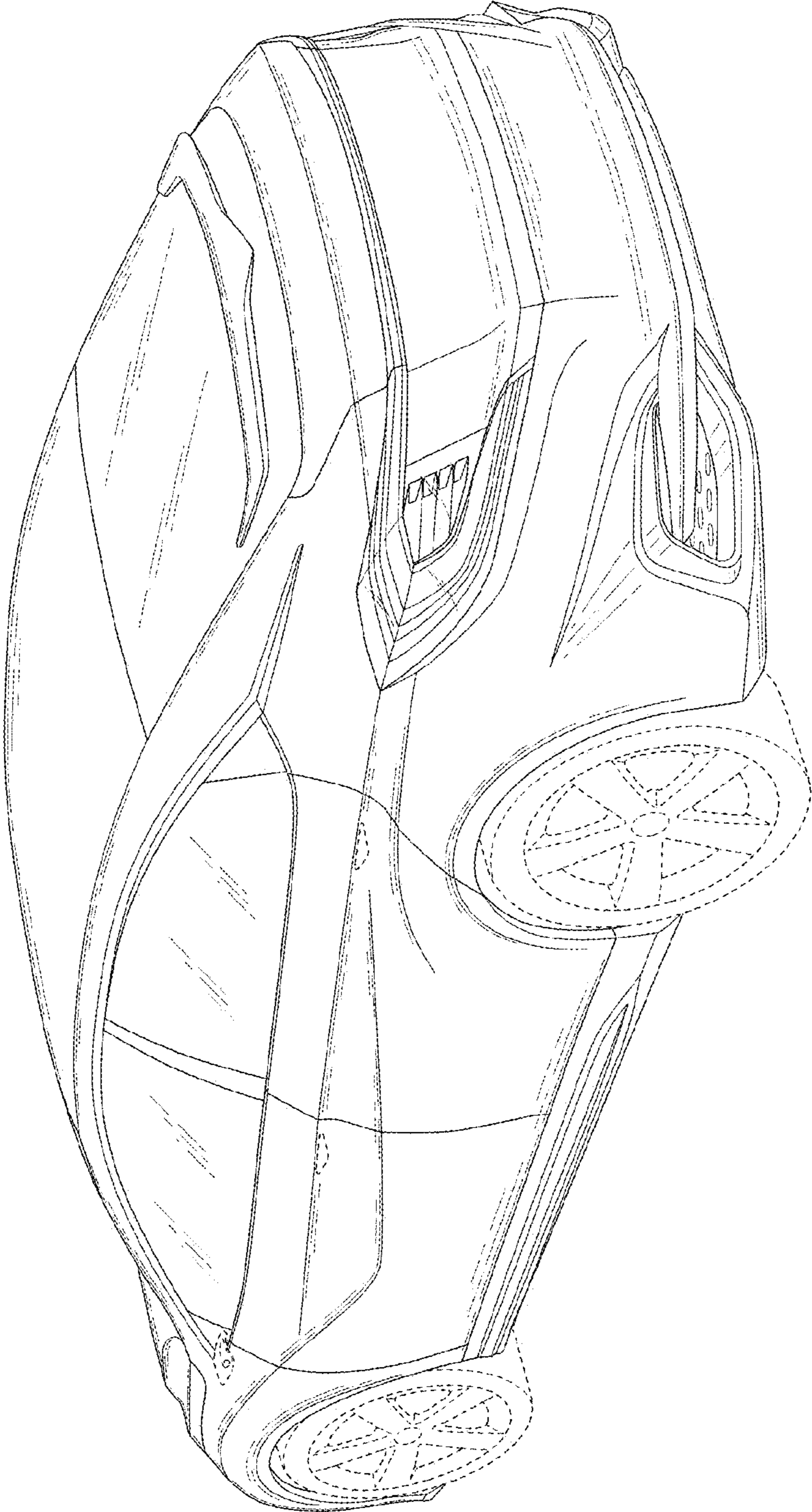


FIG.2

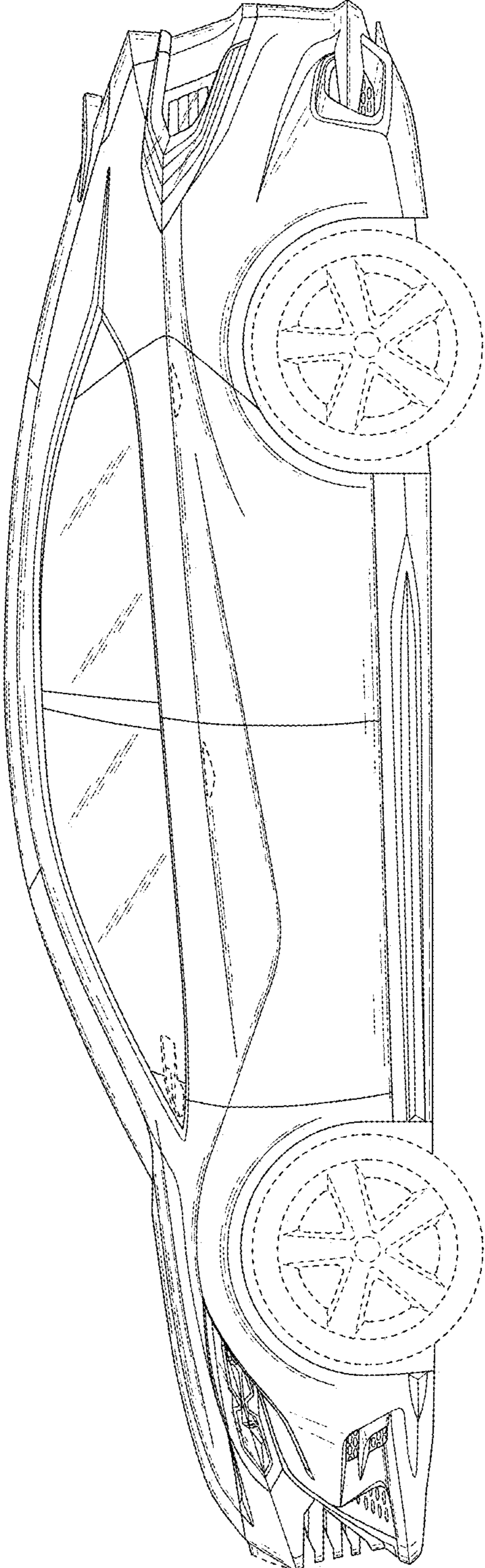


FIG.3

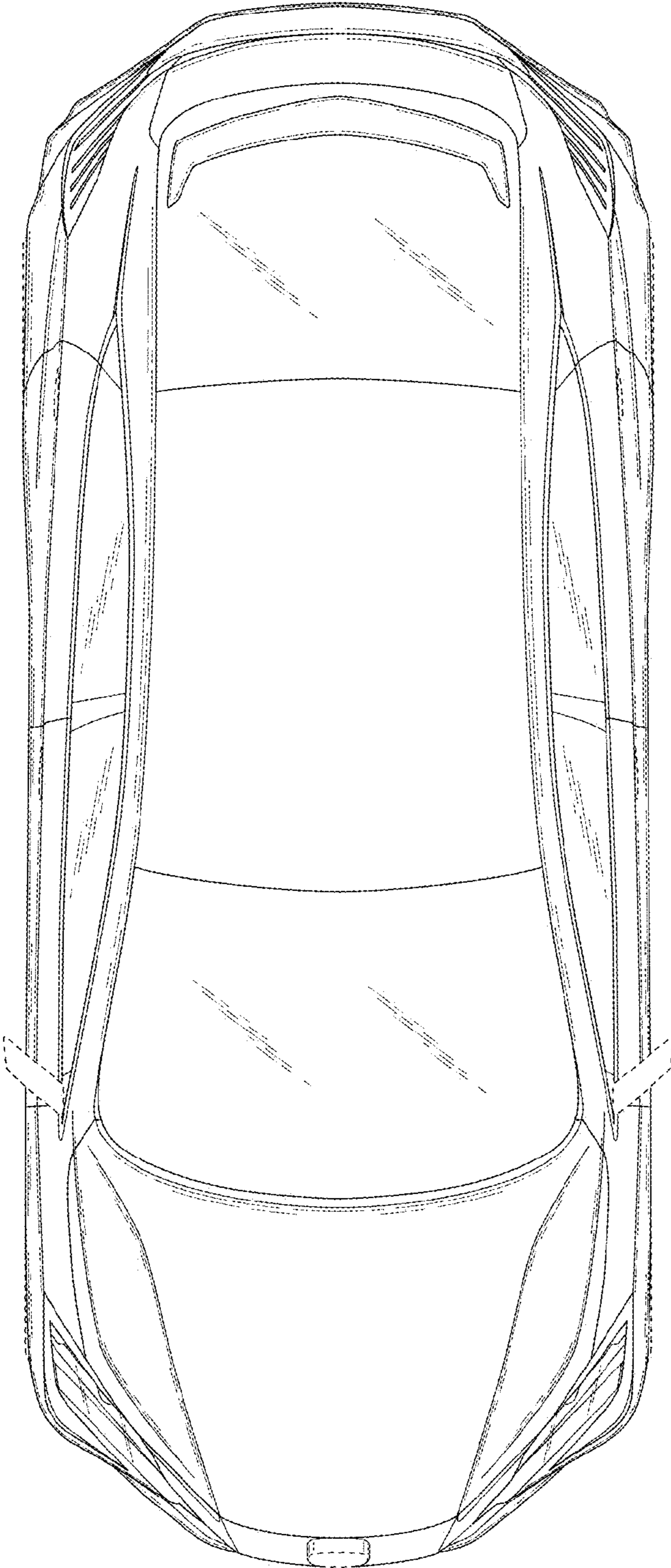


FIG.4

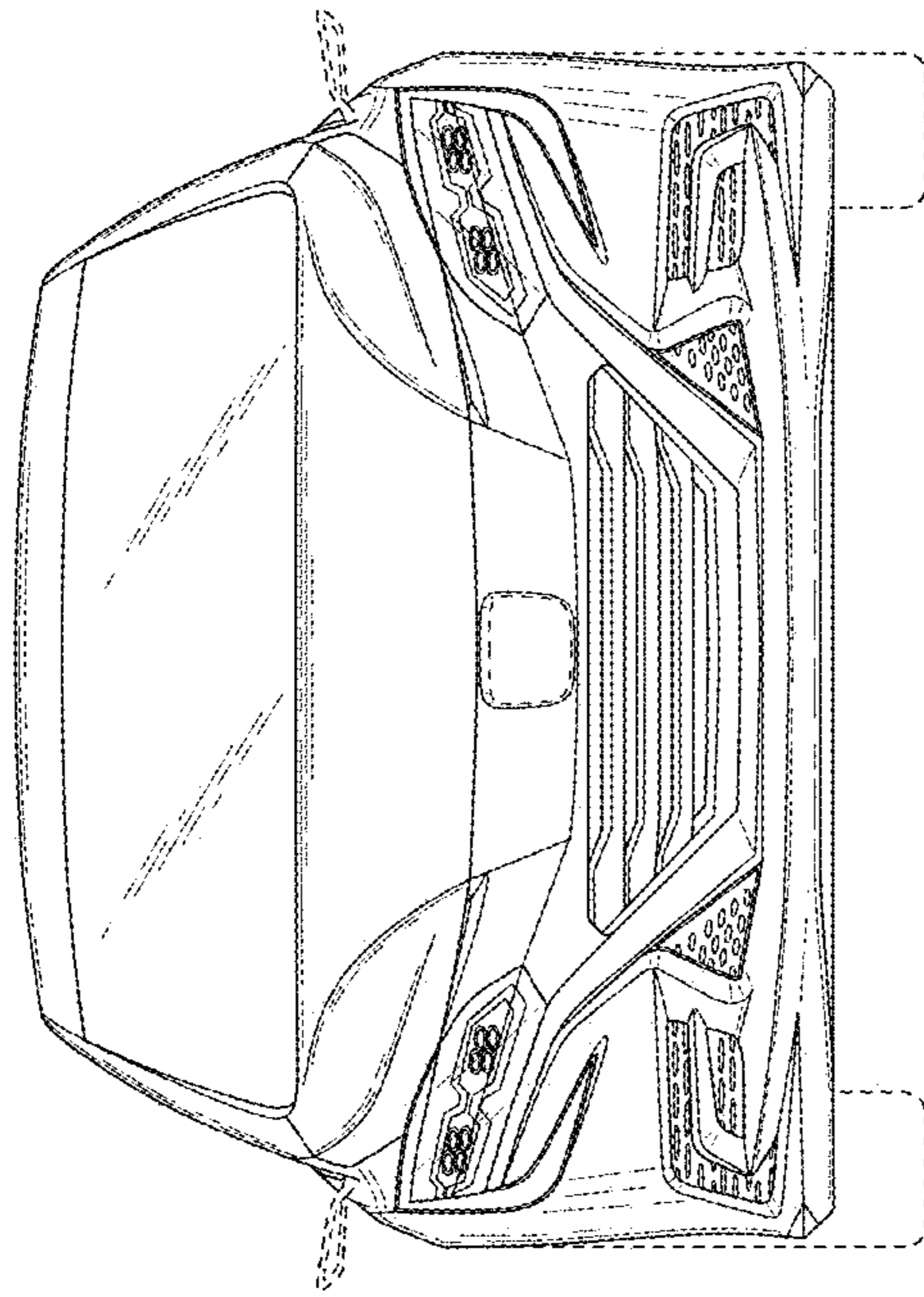


FIG.5

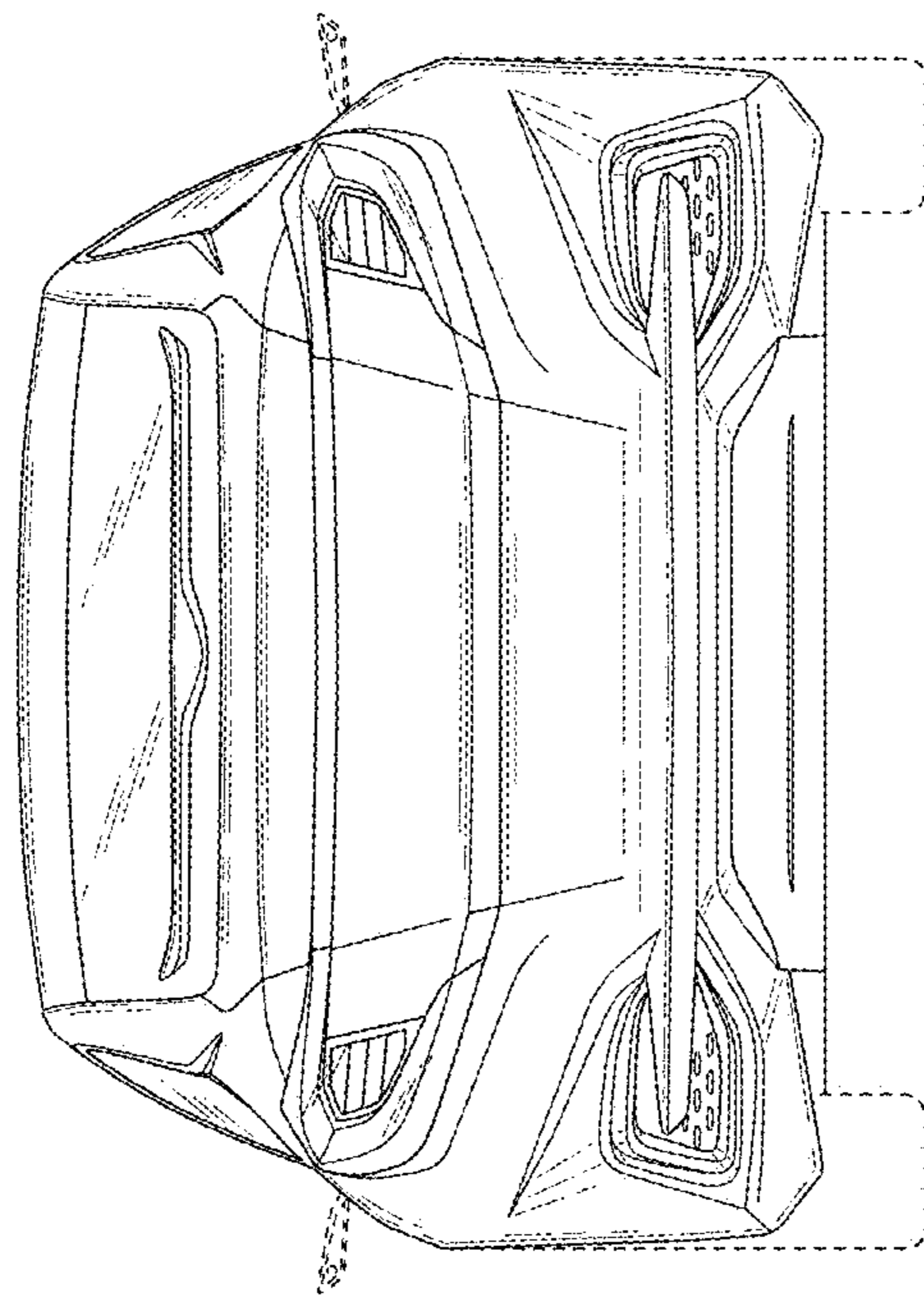


FIG.6