



US00D744376S

(12) **United States Design Patent**  
**Futschik et al.**

(10) **Patent No.:** **US D744,376 S**  
(45) **Date of Patent:** **\*\* Dec. 1, 2015**

(54) **VEHICLE, TOY, AND/OR REPLICAS THEREOF**

(71) Applicant: **Daimler AG**, Stuttgart (DE)

(72) Inventors: **Hans-dieter Futschik**, Gechingen (DE);  
**Robert Lesnik**, Leonberg (DE); **Gorden Wagener**, Gaeufelden (DE)

(73) Assignee: **Daimler AG**, Stuttgart (DE)

(\*\*) Term: **14 Years**

(21) Appl. No.: **29/499,744**

(22) Filed: **Aug. 19, 2014**

(30) **Foreign Application Priority Data**

Feb. 20, 2014 (WO) ..... DM/083 928

(51) **LOC (10) Cl.** ..... **12-08**

(52) **U.S. Cl.**  
USPC ..... **D12/91**

(58) **Field of Classification Search**  
USPC ..... D12/86, 90-92; D21/421, 433, 434;  
296/181.1, 181.5  
CPC ..... B62D 35/00; B62D 25/00; B62D 25/06;  
B62D 25/08; B62D 33/00  
See application file for complete search history.

(56) **References Cited**

**U.S. PATENT DOCUMENTS**

D615,464 S \* 5/2010 Frei ..... D12/164  
D617,682 S \* 6/2010 Frei ..... D12/91  
D643,339 S 8/2011 Burki et al.

D643,348 S \* 8/2011 Burki ..... D12/164  
D643,787 S \* 8/2011 Burki ..... D12/164  
D670,606 S \* 11/2012 Frenzel ..... D12/91  
D671,033 S \* 11/2012 Fetherston ..... D12/91  
D704,602 S \* 5/2014 Frenzel ..... D12/164

\* cited by examiner

*Primary Examiner* — Melody N Brown

(74) *Attorney, Agent, or Firm* — Crowell & Moring LLP

(57) **CLAIM**

The ornamental design for a vehicle, toy, and/or replicas thereof, as shown and described.


**DESCRIPTION**

This application contains subject matter related to the following co-pending U.S. design patent applications:

Application Ser. No. 29/499,748, filed herewith and entitled "Front Portion of a Vehicle, Toy, and/or Replicas Thereof"; Application Ser. No. 29/499,750, filed herewith and entitled "Radiator Grill for a Vehicle"; and Application Ser. No. 29/499,751, filed herewith and entitled "Taillight for a Vehicle".

FIG. 1 is a left, front perspective view of a vehicle, toy, and/or replicas thereof according to the design; FIG. 2 is a left, rear perspective view thereof; FIG. 3 is a left side view thereof; FIG. 4 is a right side view thereof; FIG. 5 is a front view thereof; FIG. 6 is a rear view thereof; and, FIG. 7 is a top view thereof.  
The broken lines are for illustrative purposes only and form no part of the claimed design.

**1 Claim, 6 Drawing Sheets**



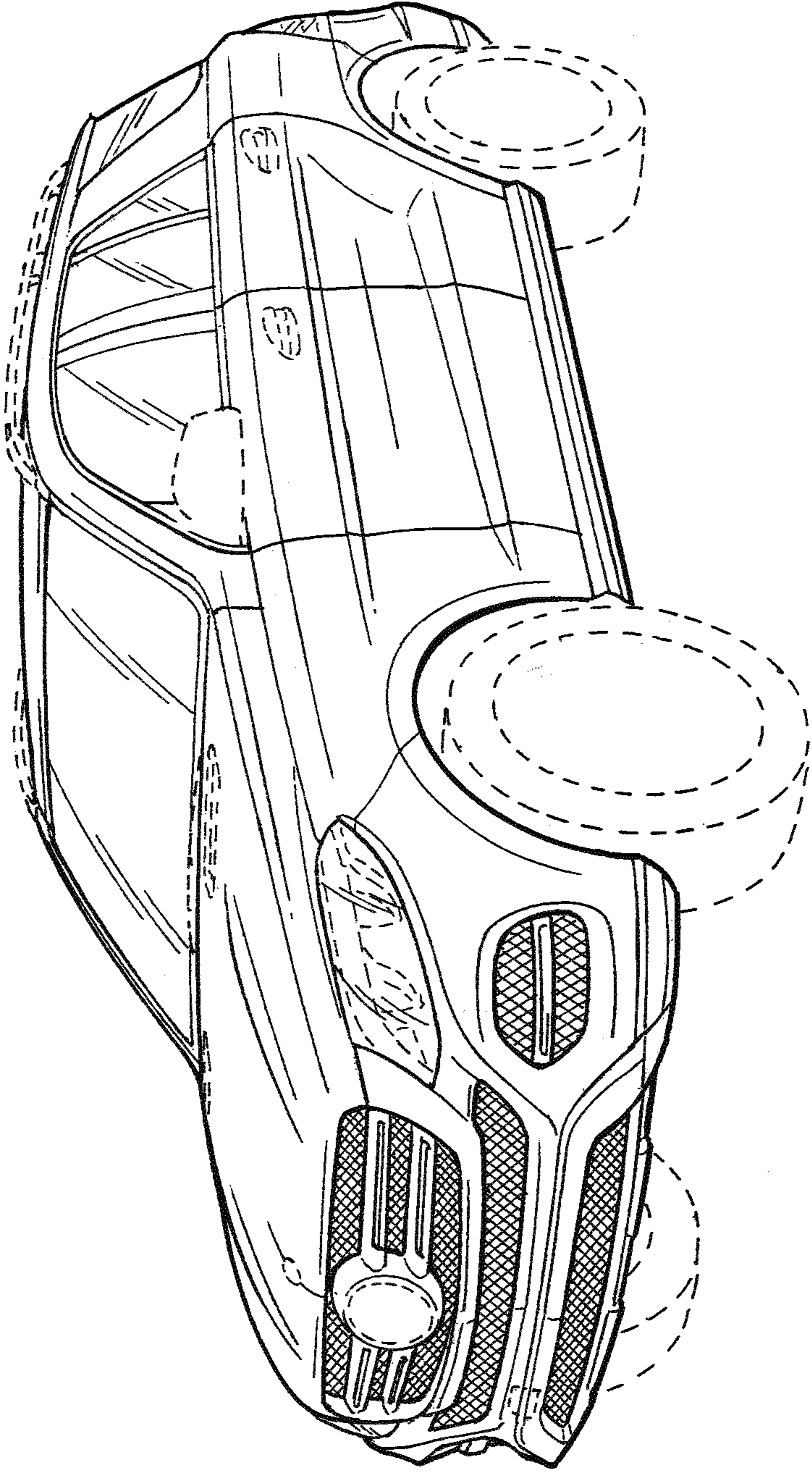


FIG. 1

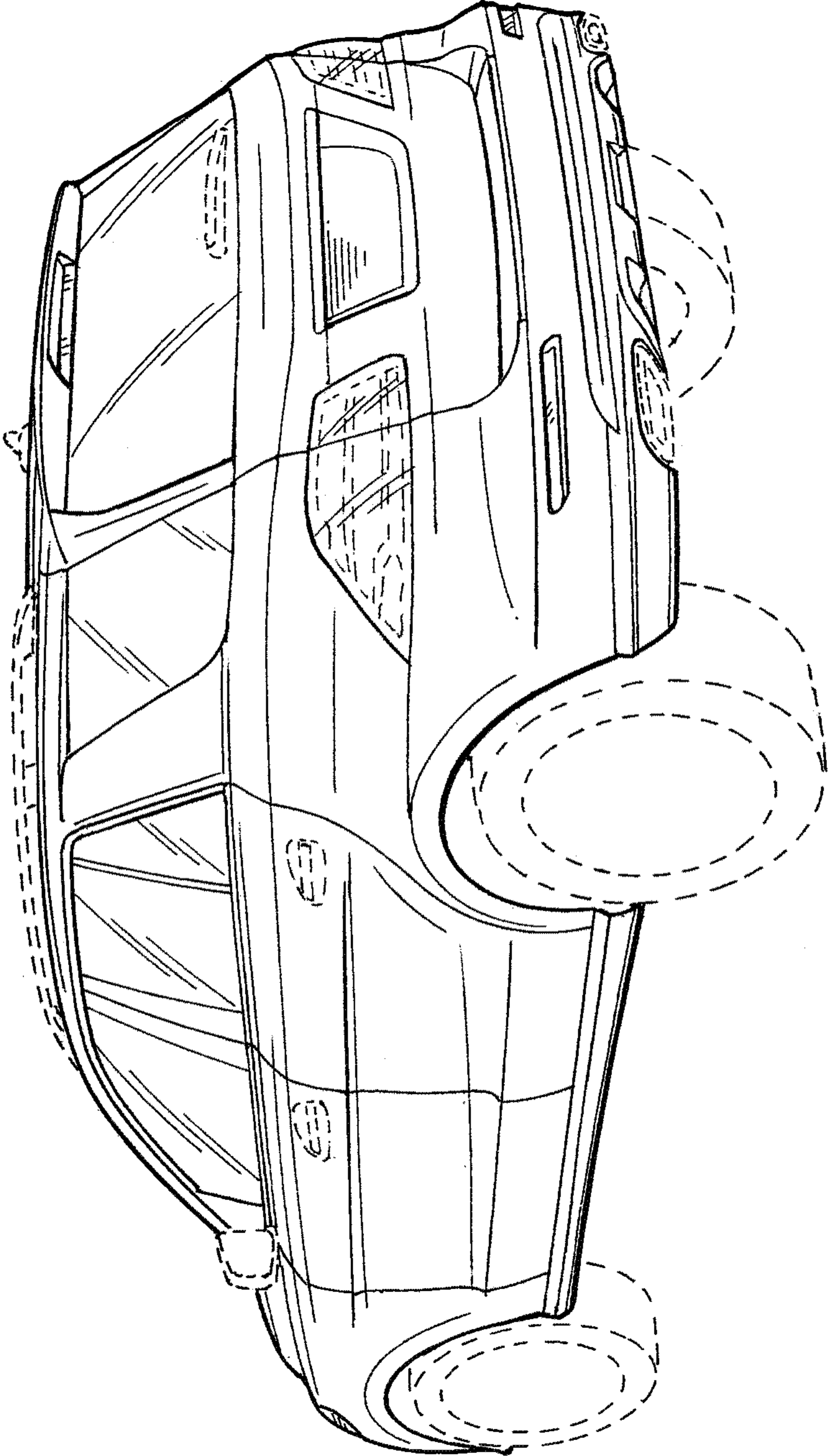


FIG. 2

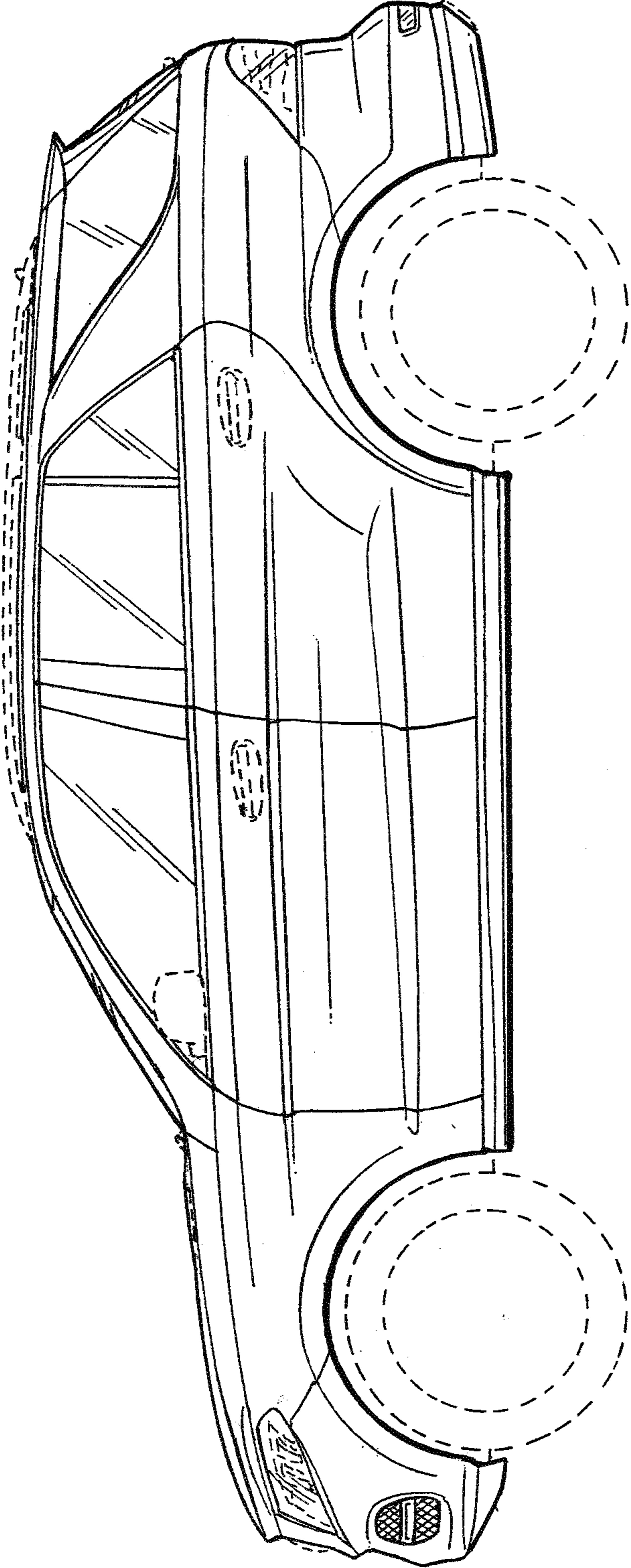


FIG. 3

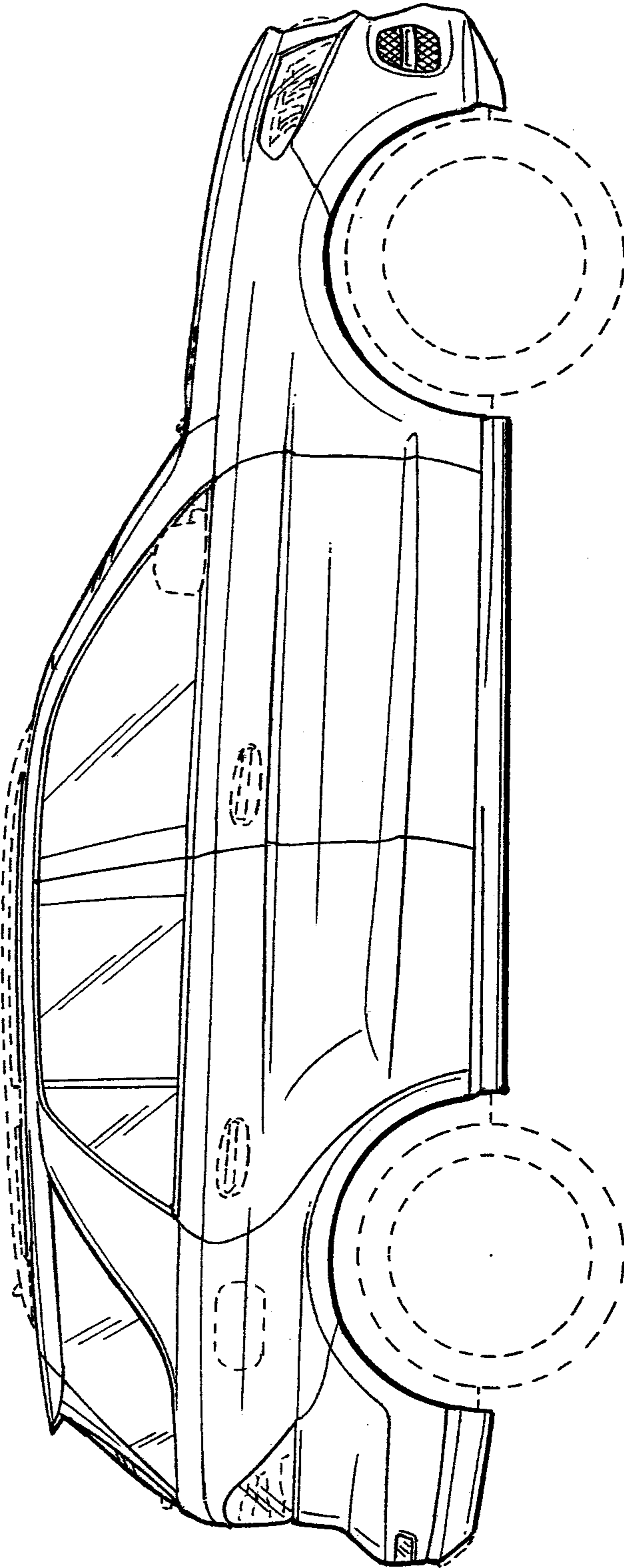


FIG. 4



FIG. 5

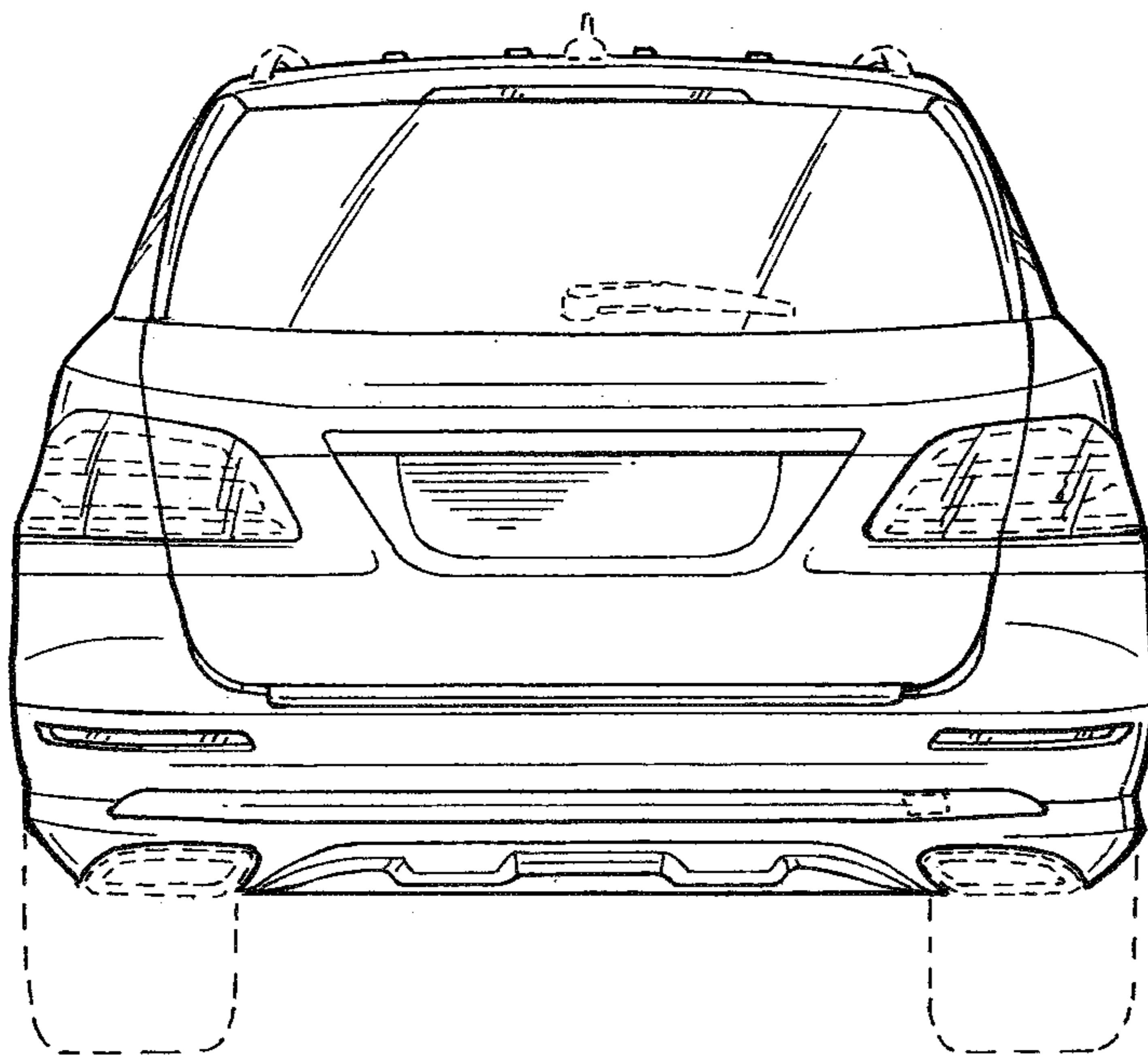


FIG. 6

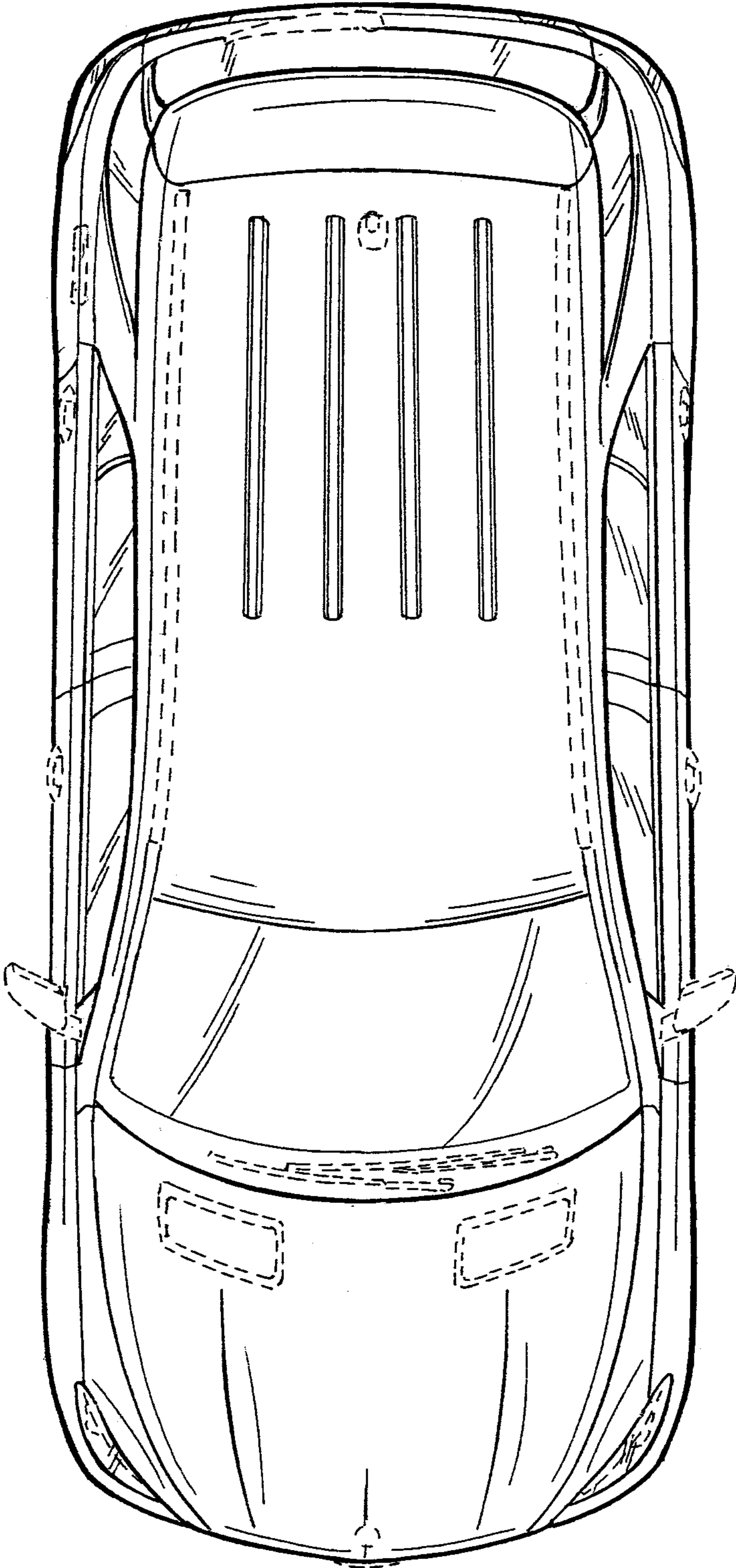


FIG. 7