



US00D744354S

(12) **United States Design Patent**  
**Loth et al.**

(10) **Patent No.:** **US D744,354 S**  
(45) **Date of Patent:** **\*\* Dec. 1, 2015**

(54) **WRISTWATCH**

(71) Applicant: **GRAHAM SA**, La Chaux-de-Fonds  
(CH)

(72) Inventors: **Eric Loth**, Bienne (CH); **Christophe Robert**, Le Locle (CH); **Julien Bernard**, La Neuveville (CH)

(73) Assignee: **GRAHAM SA**, La Chaux-de-Fonds  
(CH)

(\*\*) Term: **14 Years**

(21) Appl. No.: **29/465,457**

(22) Filed: **Aug. 28, 2013**

(30) **Foreign Application Priority Data**

Apr. 25, 2013 (CH) ..... 139866

(51) **LOC (10) Cl.** ..... **10-02**

(52) **U.S. Cl.**  
USPC ..... **D10/39; D10/126**

(58) **Field of Classification Search**  
USPC ..... D10/30-39, 122-132, 1-29; 368/276,  
368/281, 282, 294, 295, 223, 228, 232  
CPC .... G04B 37/0008; G04B 19/08; G04B 19/18;  
G04B 19/283; G04B 19/286; G04B 45/02;  
G04B 45/00; G04G 9/0088; G04G 9/0094  
See application file for complete search history.

(56) **References Cited**

**U.S. PATENT DOCUMENTS**

3,740,944 A \* 6/1973 Chopard ..... 368/281  
3,901,023 A \* 8/1975 Uebelhardt ..... 368/281

5,220,541 A \* 6/1993 Vuilleumier ..... 368/88  
D505,342 S \* 5/2005 Hayek ..... D10/39  
D538,182 S \* 3/2007 Lalo ..... D10/32  
D538,184 S \* 3/2007 Scheufele ..... D10/39  
D568,180 S \* 5/2008 Laucella ..... D10/39  
D585,309 S \* 1/2009 Monachon ..... D10/39  
D640,145 S \* 6/2011 Goto ..... D10/32  
D648,639 S \* 11/2011 Mille ..... D10/39  
D656,416 S \* 3/2012 Monachon ..... D10/39  
D656,417 S \* 3/2012 Monachon ..... D10/39  
D667,316 S \* 9/2012 Tonohori ..... D10/32  
D691,902 S \* 10/2013 Mille ..... D10/39  
D709,389 S \* 7/2014 Monachon ..... D10/39  
D711,750 S \* 8/2014 Monachon ..... D10/39

\* cited by examiner

*Primary Examiner* — Martie K Holtje

(74) *Attorney, Agent, or Firm* — Sughrue Mion, PLLC

(57) **CLAIM**

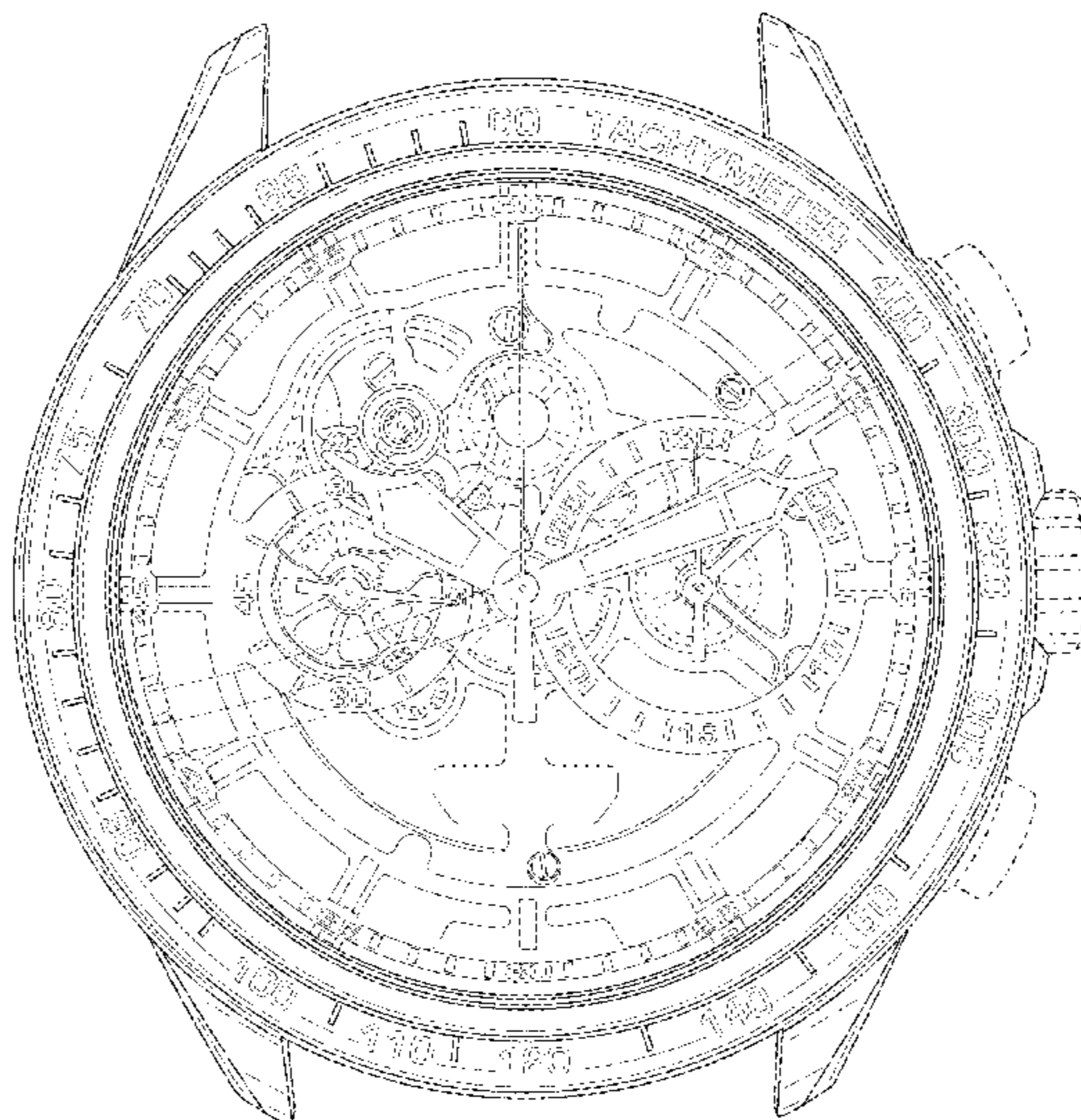
The ornamental design for a wristwatch, as shown and described.

**DESCRIPTION**

FIG. 1 is a front perspective view of a wristwatch showing our new design;  
FIG. 2 is a front elevational view thereof;  
FIG. 3 is a rear elevational view thereof;  
FIG. 4 is a left side elevational view thereof;  
FIG. 5 is a right side elevational view thereof;  
FIG. 6 is a top plan view thereof; and,  
FIG. 7 is a bottom plan view thereof.

The structural features in the drawings depicted by broken lines have been shown for the purpose of illustrating portions of the wristwatch that form no part of the claimed design.

**1 Claim, 7 Drawing Sheets**



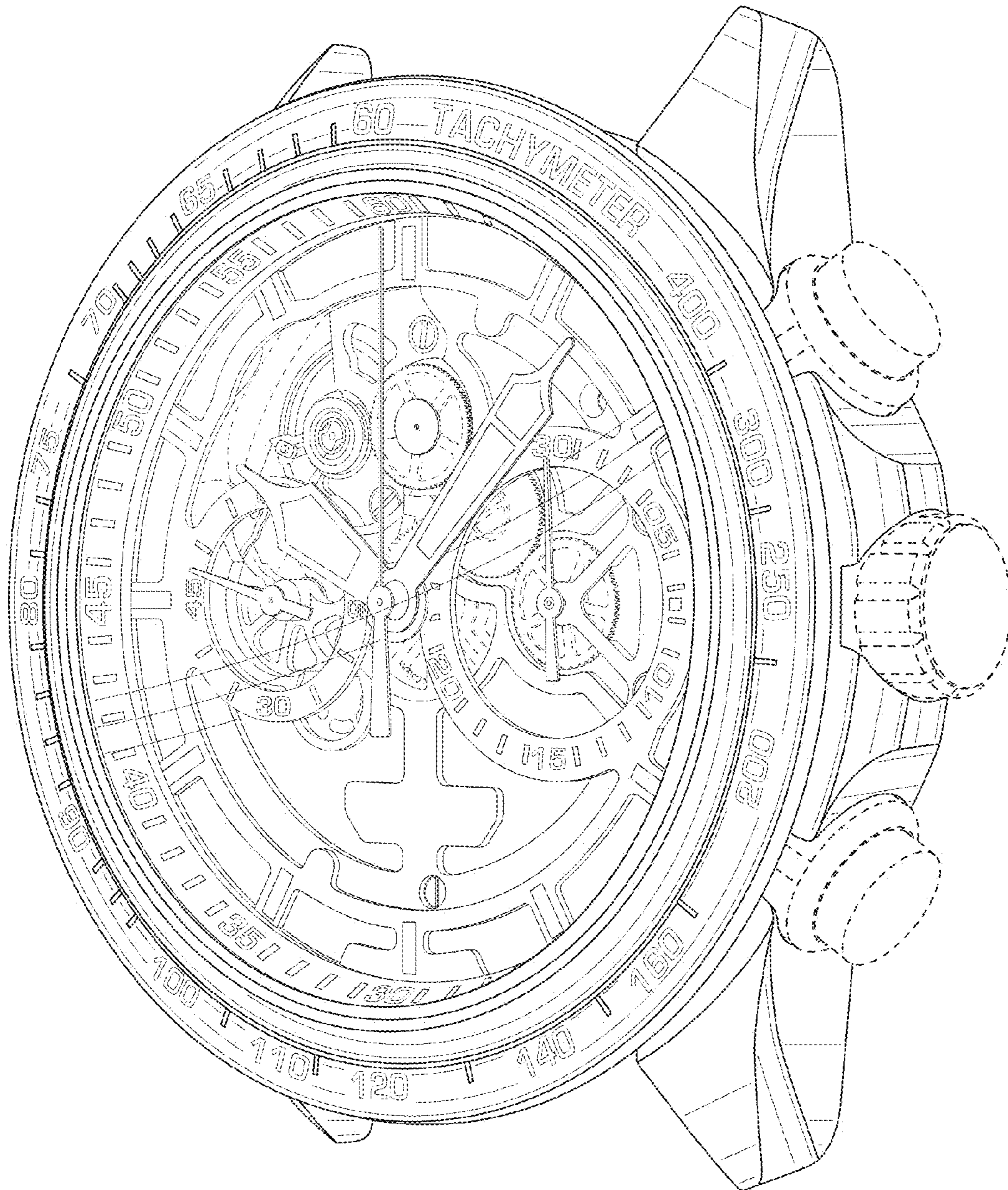


FIG. 1



FIG. 2




FIG. 3

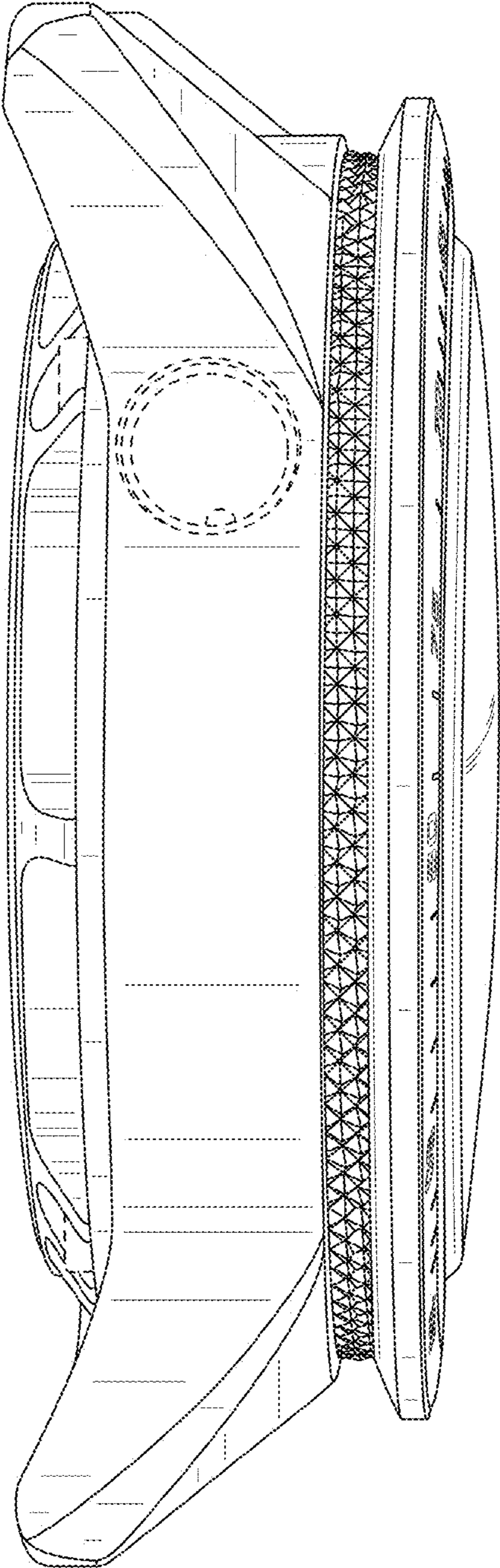


FIG. 4

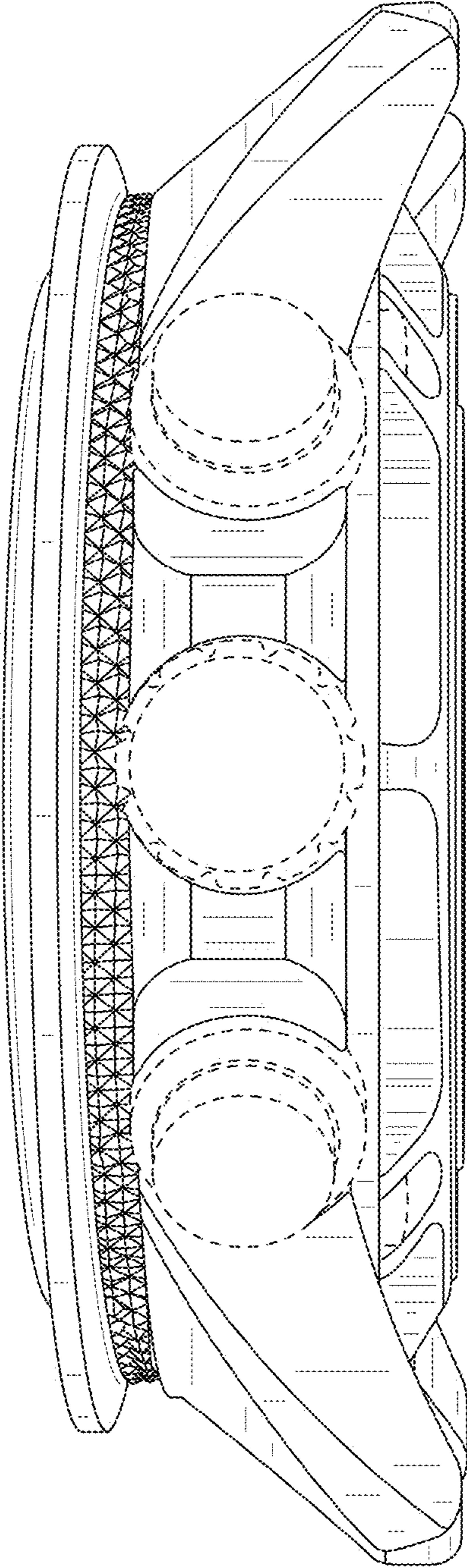


FIG. 5

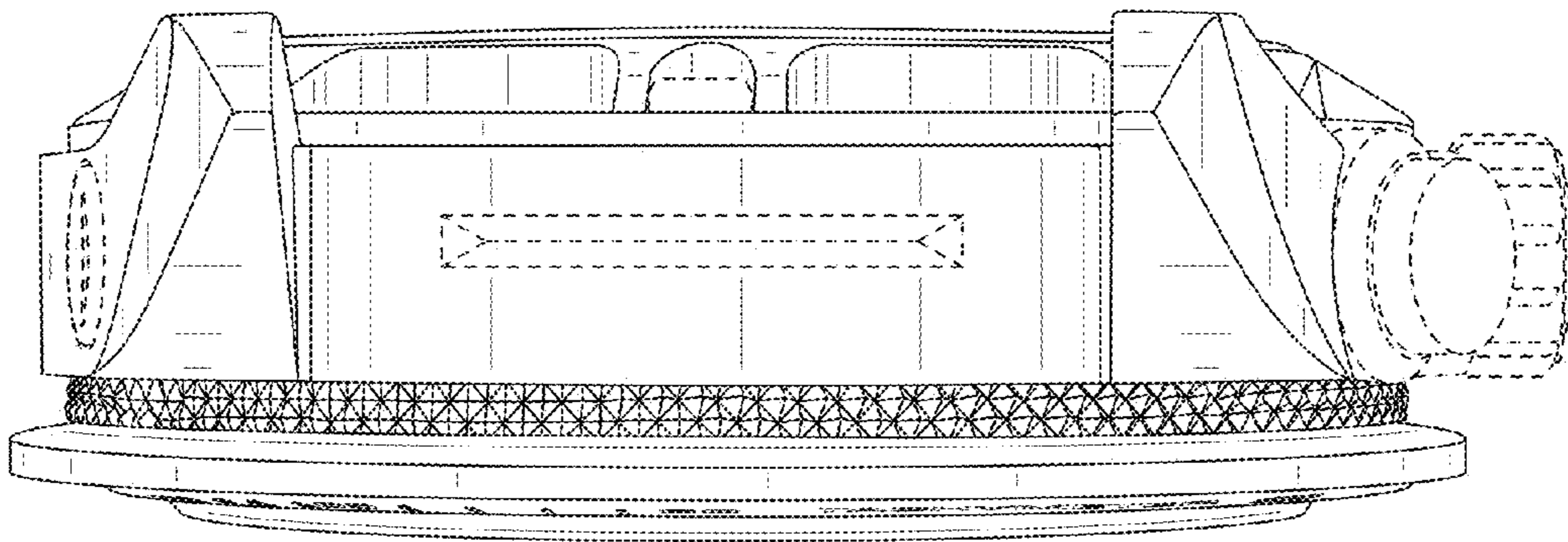


FIG. 6

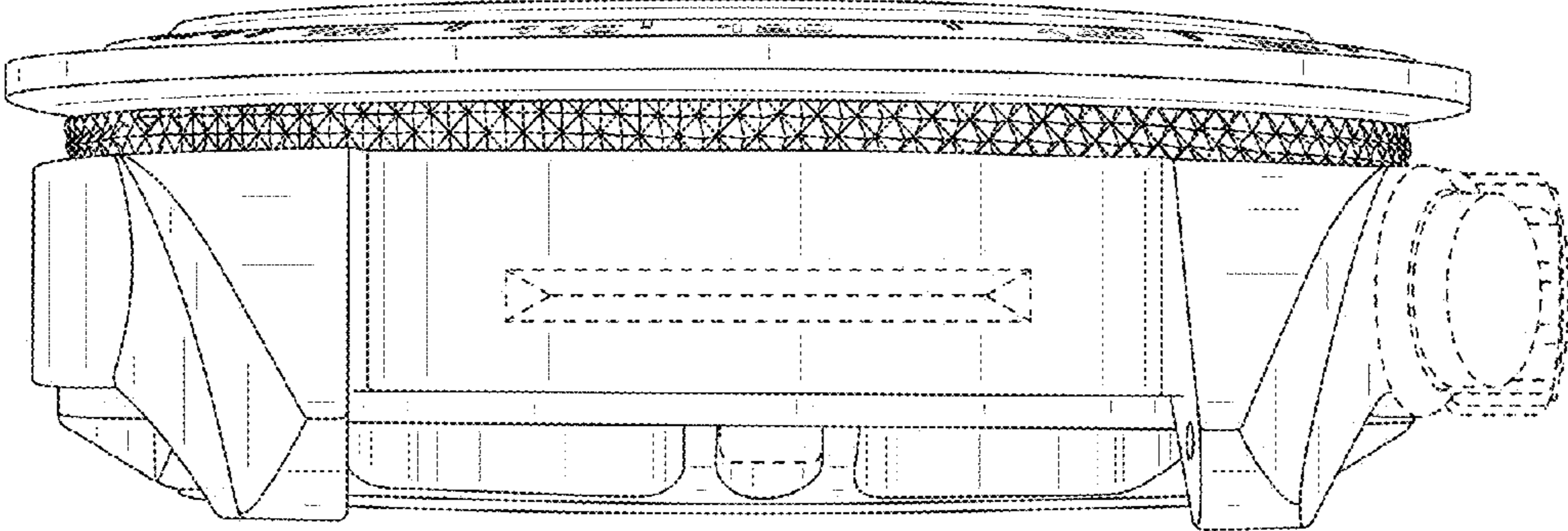


FIG. 7