



US00D744338S

(12) **United States Design Patent**  
**Tillman**

(10) **Patent No.:** **US D744,338 S**  
(45) **Date of Patent:** **\*\* Dec. 1, 2015**

(54) **SPORT BOTTLE CAP**

(71) Applicant: **Christopher Lee Tillman**, Mableton,  
GA (US)

(72) Inventor: **Christopher Lee Tillman**, Mableton,  
GA (US)

(\*\*) Term: **14 Years**

(21) Appl. No.: **29/524,393**

(22) Filed: **Apr. 20, 2015**

**Related U.S. Application Data**

(62) Division of application No. 29/486,542, filed on Mar.  
31, 2014, now Pat. No. Des. 734,148.

(51) **LOC (10) Cl.** ..... **09-07**

(52) **U.S. Cl.**  
USPC ..... **D9/451**

(58) **Field of Classification Search**

USPC ..... D7/396.2, 507, 509, 510, 511;  
D9/434-455, 524, 682, 685, 694;  
215/200, 235, 236, 252, 254, 329,  
215/355-364; 220/203.04-203.07, 220,  
220/254.1, 254.4, 556, 703, 704, 705;  
D6/542-545; D12/162  
CPC .... B65D 35/44; B65D 2203/00; B65D 11/04;  
A63B 41/08

See application file for complete search history.

(56) **References Cited**

**U.S. PATENT DOCUMENTS**

D383,979 S \* 9/1997 Tucker ..... D9/451  
D393,288 S \* 4/1998 Paolucci ..... D21/371

D405,639 S \* 2/1999 Clark et al. .... D7/515  
D469,572 S \* 1/2003 Franzblau ..... D27/193  
D482,282 S \* 11/2003 Angeletta ..... D9/451  
D511,654 S \* 11/2005 Bailey ..... D7/515  
D607,260 S \* 1/2010 Lam ..... D7/325  
D614,827 S \* 5/2010 Nakan ..... D1/106  
D642,466 S \* 8/2011 Azar ..... D9/451  
D642,479 S \* 8/2011 Azar ..... D9/668  
D653,257 S \* 1/2012 Allo Allo et al. .... D14/440  
D666,455 S \* 9/2012 Levin ..... D7/392.1  
D671,011 S \* 11/2012 Sanders ..... D9/668

\* cited by examiner

*Primary Examiner* — Robert M Spear

*Assistant Examiner* — Marissa J Cash

(74) *Attorney, Agent, or Firm* — Matthew L. Grell; Balsler &  
Grell IP Law

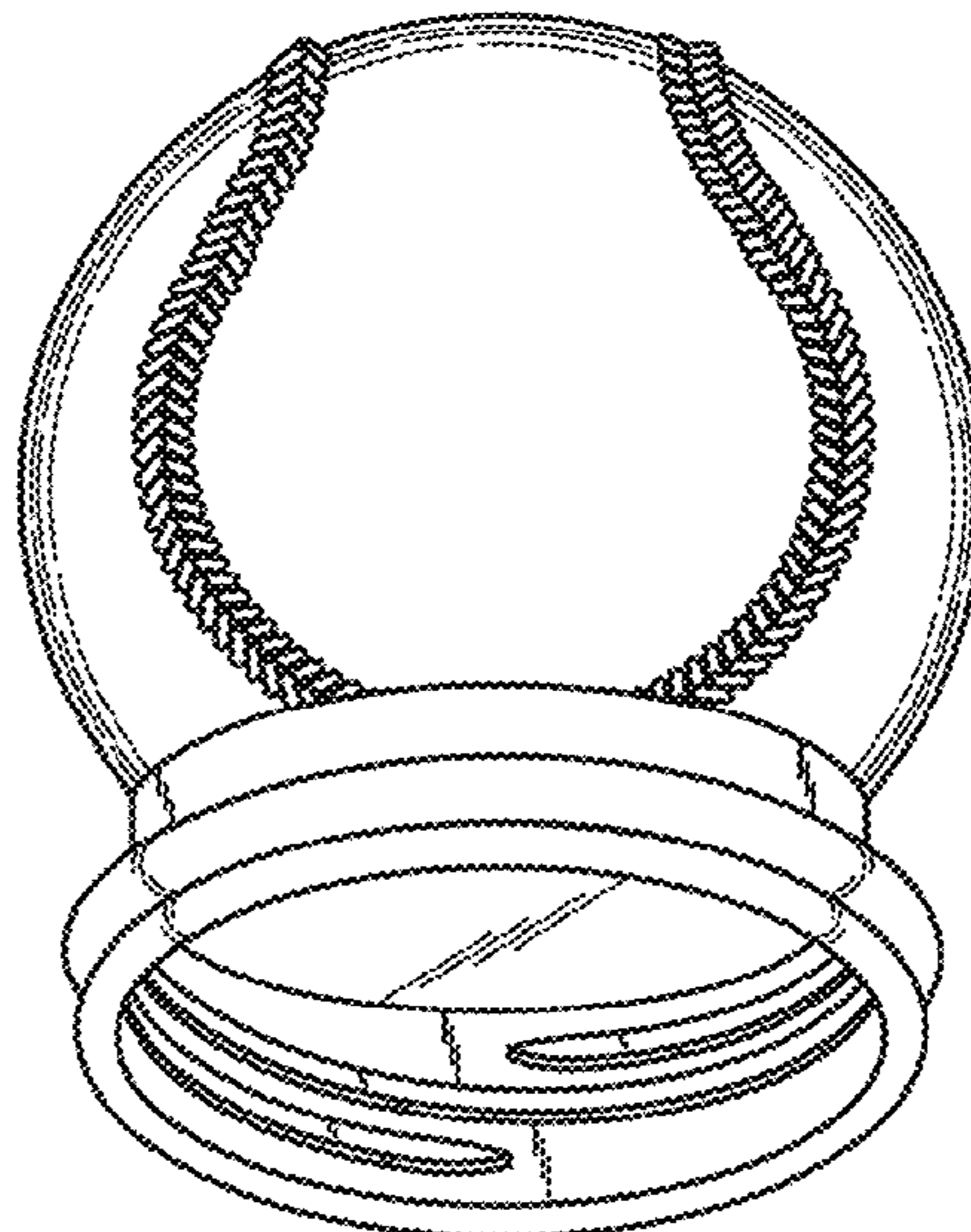
(57) **CLAIM**

The ornamental design for a sport bottle cap, as shown and  
described.

**DESCRIPTION**

FIG. 1 is a perspective view of a sport bottle cap, showing my  
new design;  
FIG. 2 is a left view the right side view being a mirror image  
thereof;  
FIG. 3 is a top view thereof;  
FIG. 4 is a bottom view thereof; and,  
FIG. 5 is a front view thereof, shown in use on a bottle that  
forms no part of the claim.  
The broken lines shown in FIG. 5 represent the portions of a  
sport bottle which form no part of the claimed design.

**1 Claim, 2 Drawing Sheets**



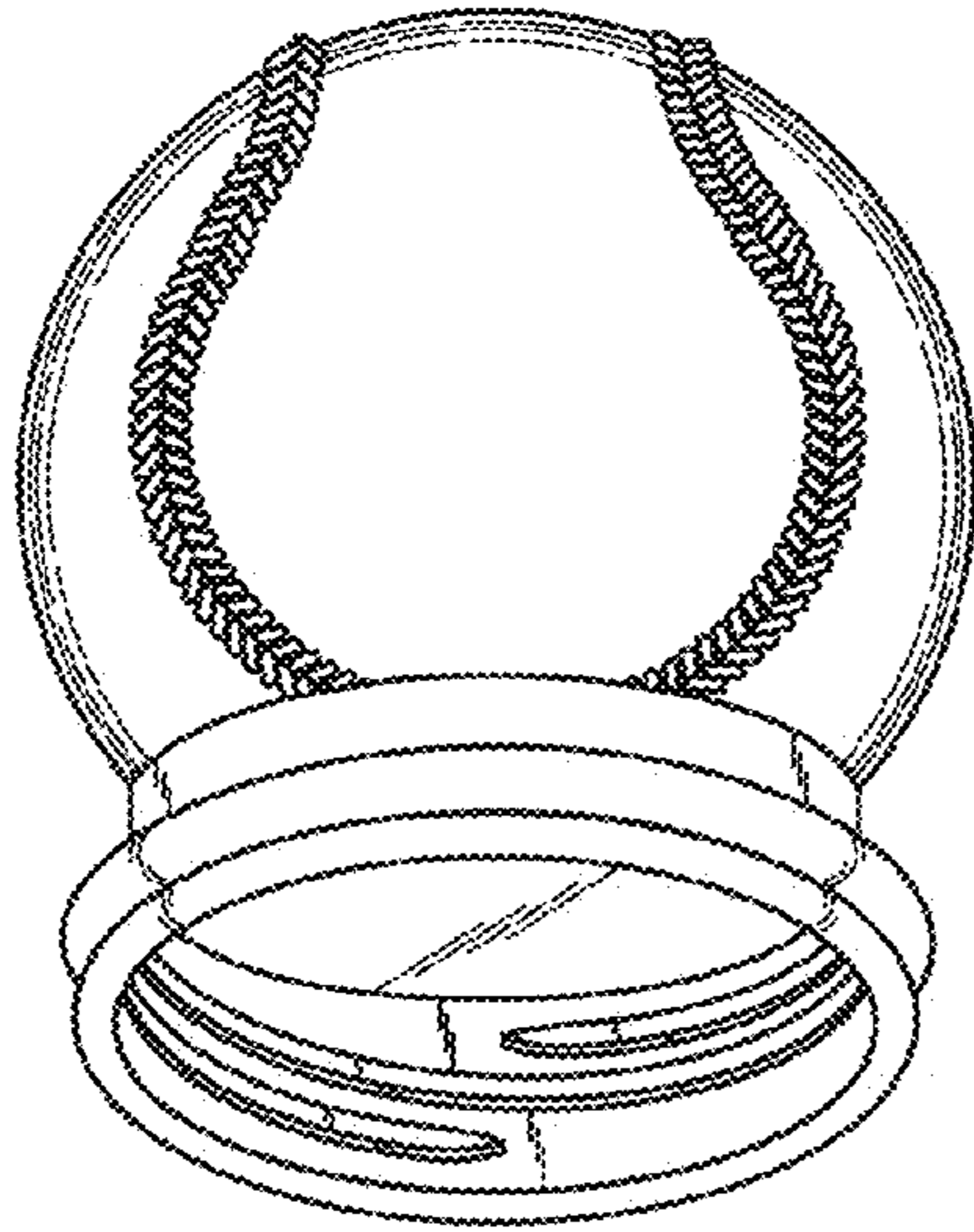


FIG. 1

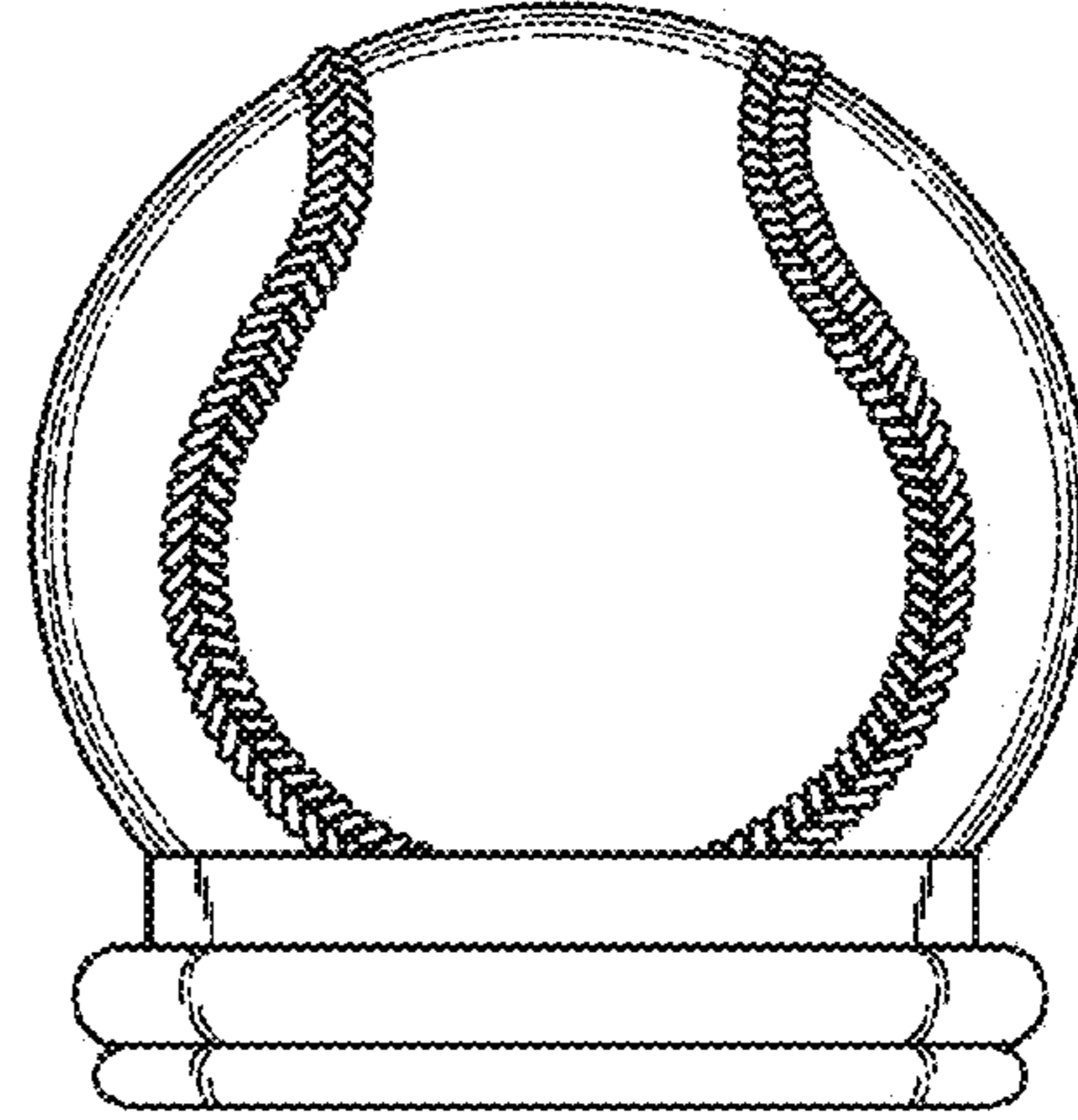


FIG. 2

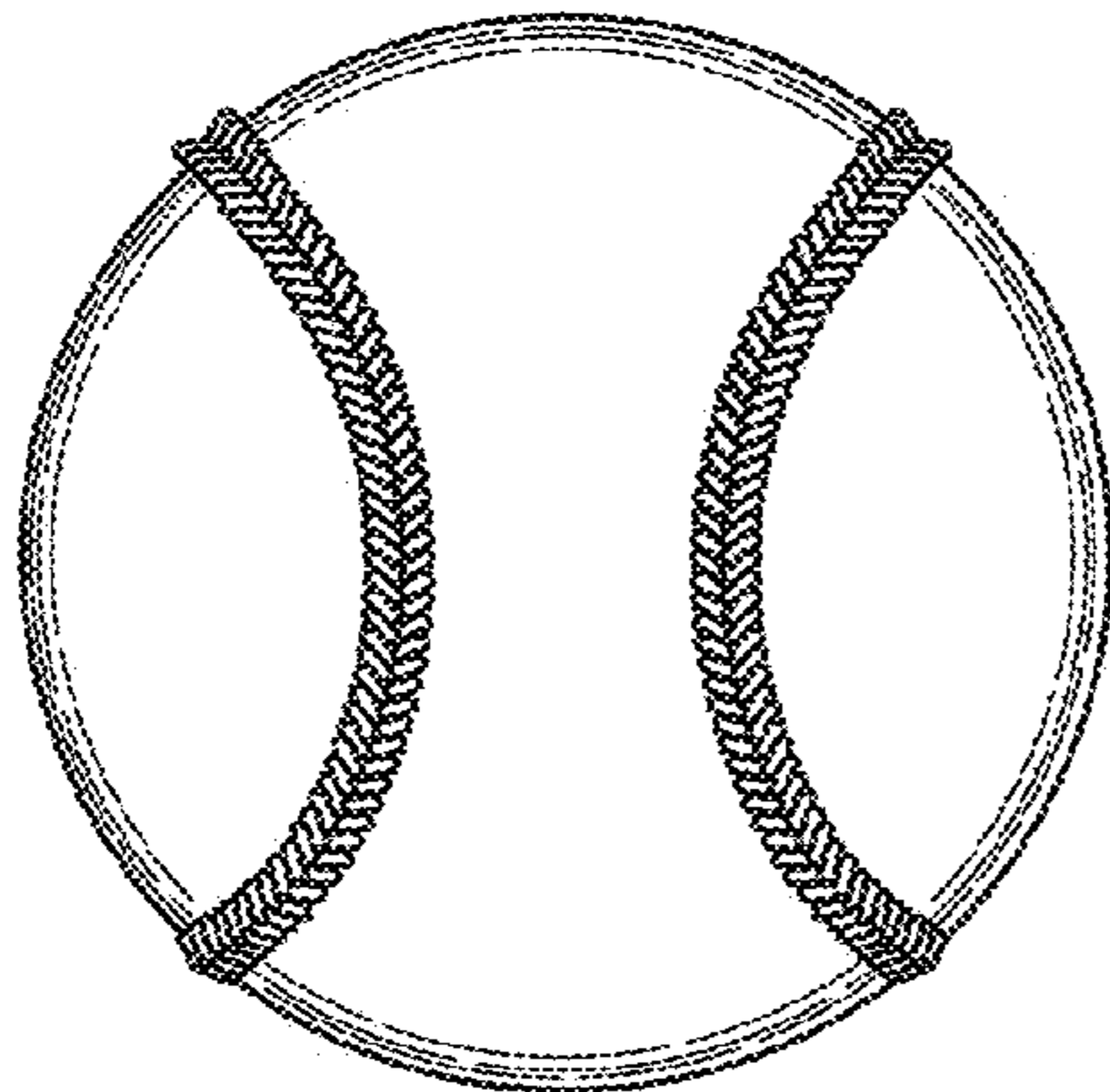


FIG. 3

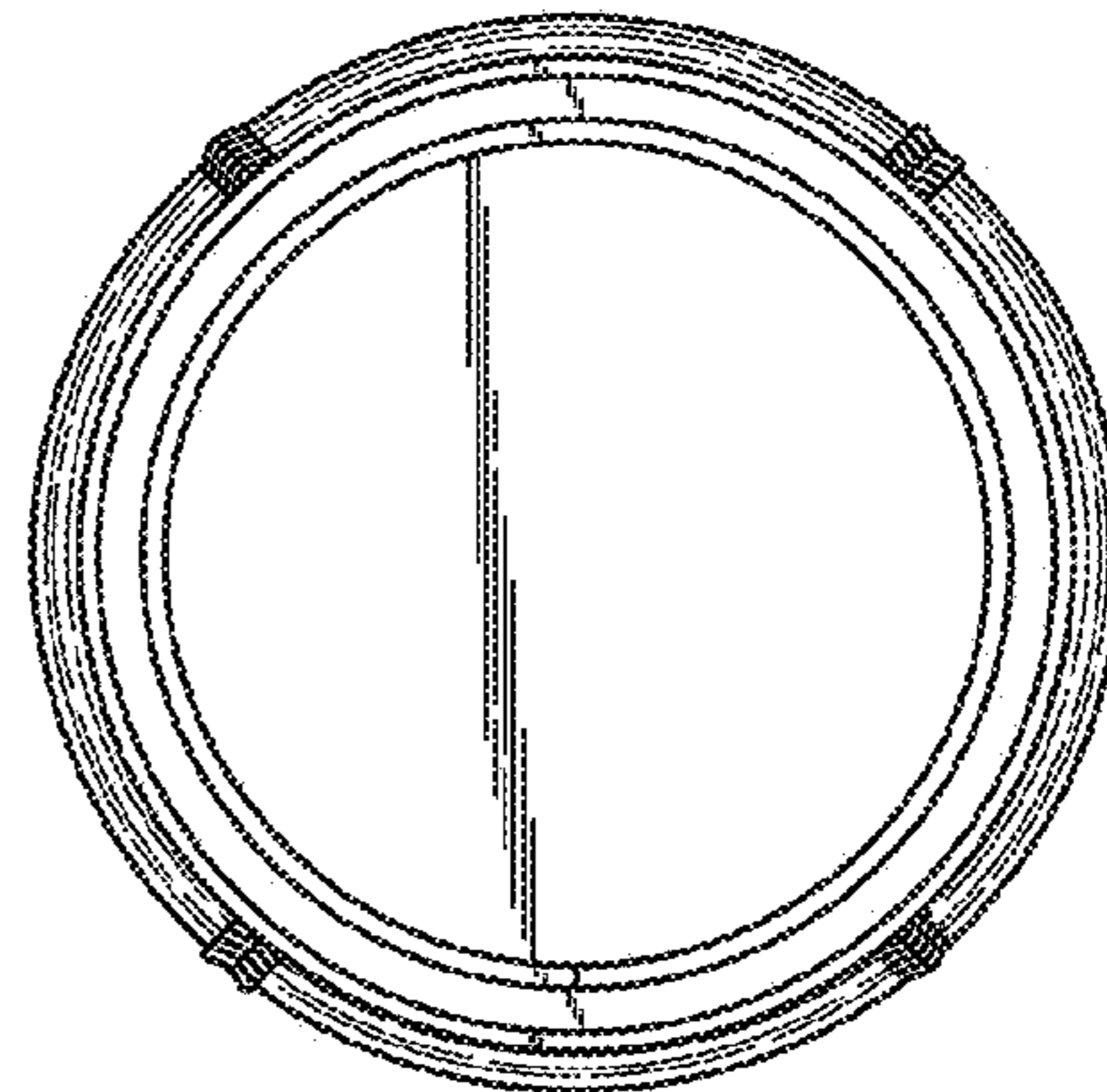


FIG. 4

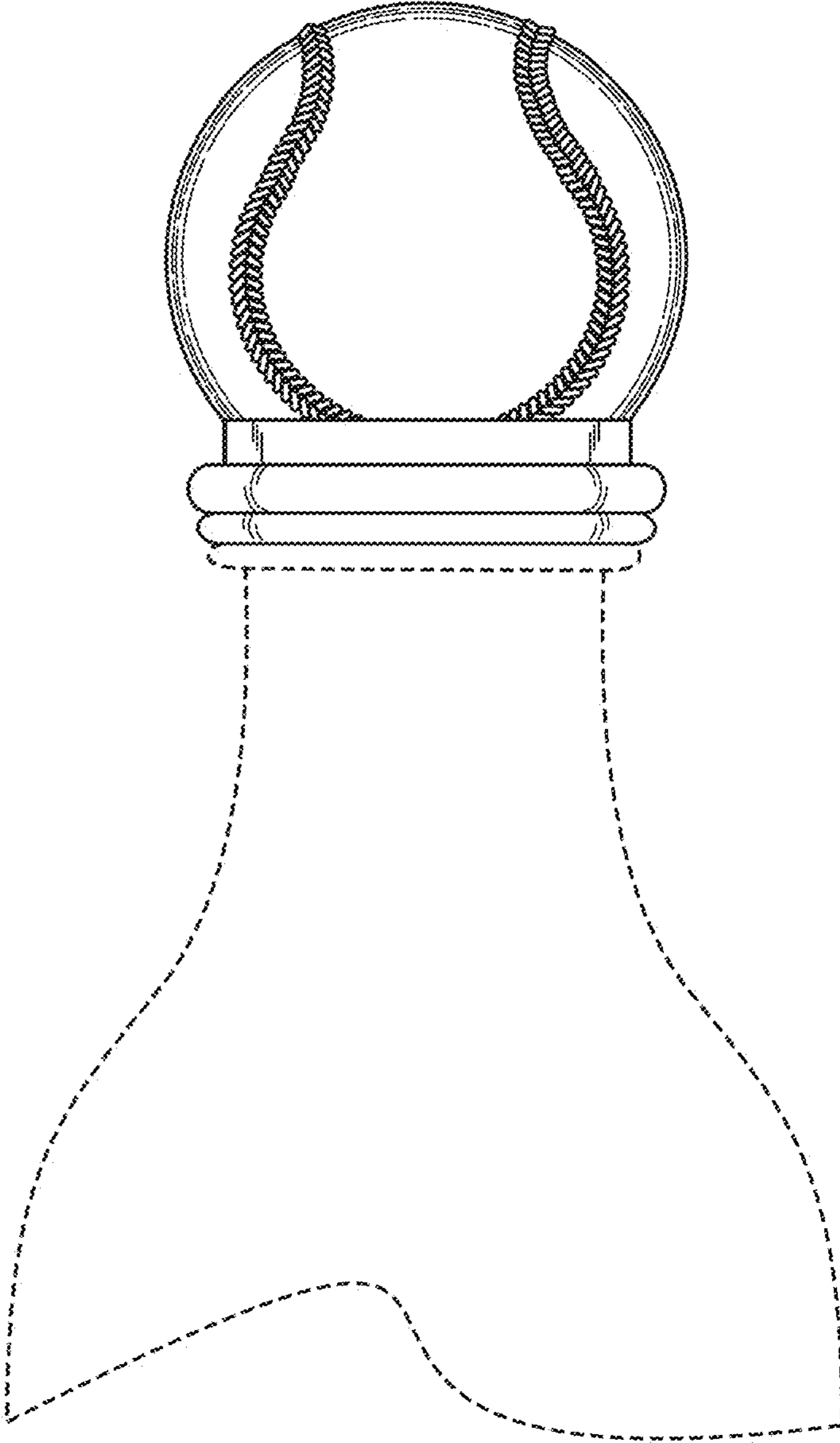


FIG. 5