



US00D744325S

(12) **United States Design Patent**  
**Hyakutake et al.**

(10) **Patent No.:** **US D744,325 S**  
(45) **Date of Patent:** **\*\* Dec. 1, 2015**

- (54) **JOINT FOR CONNECTION**
- (71) Applicant: **ADAMANT KOGYO CO., LTD.**,  
Tokyo (JP)
- (72) Inventors: **Yasuhiro Hyakutake**, Tokyo (JP);  
**Shinichi Takeda**, Tokyo (JP); **Yusuke**  
**Akiyama**, Tokyo (JP)
- (73) Assignee: **ADAMANT KOGYO CO., LTD.**,  
Tokyo (JP)
- (\*\*) Term: **14 Years**
- (21) Appl. No.: **29/421,932**
- (22) Filed: **Oct. 23, 2012**
- (30) **Foreign Application Priority Data**  
Apr. 24, 2012 (JP) ..... 2012-009461
- (51) **LOC (10) Cl.** ..... **08-08**
- (52) **U.S. Cl.**  
USPC ..... **D8/382**
- (58) **Field of Classification Search**  
USPC ..... D8/30, 382, 330, 331, 339, 341, 343,  
D8/344, 499; D10/80, 103, 121; D11/206,  
D11/220, 87, 86, 93, 184; D21/578, 597,  
D21/584, 658  
CPC .. F16C 11/06; F16C 11/0604; F16C 11/0619;  
F16C 11/0623; F16B 2012/403; A63H 33/10;  
A63H 33/101; Y10T 403/32631  
See application file for complete search history.

- (56) **References Cited**  
**U.S. PATENT DOCUMENTS**  
D54,961 S \* 4/1920 Schuler ..... D8/382  
1,746,839 A \* 2/1930 Main et al. .... 446/100  
2,531,892 A \* 11/1950 Reese ..... 403/11  
D231,546 S \* 4/1974 Christiansen ..... D21/658  
4,403,885 A \* 9/1983 Babb ..... 403/317

- D392,555 S \* 3/1998 Glickman et al. .... D8/382
- D393,417 S \* 4/1998 Glickman et al. .... D8/382
- D423,919 S \* 5/2000 Galinski ..... D8/382
- 7,695,170 B1 \* 4/2010 Baldwin et al. .... 362/371
- 8,353,776 B2 \* 1/2013 Zhang et al. .... 464/106
- D703,519 S \* 4/2014 Senseney et al. .... D8/382
- D719,821 S \* 12/2014 McGrath ..... D8/382
- D721,266 S \* 1/2015 Sun ..... D8/382
- D727,138 S \* 4/2015 Cross ..... D8/382
- 2009/0196682 A1 \* 8/2009 Kuhlman ..... 403/133

**FOREIGN PATENT DOCUMENTS**

- DE 202013102521 U1 \* 9/2013 ..... F16C 11/06
- EP 0980984 A1 \* 2/2000 ..... F16C 11/0604
- WO WO 2007008172 A1 \* 1/2007 ..... F16C 11/06
- WO WO 2007115524 A2 \* 10/2007 ..... B60T 11/18

\* cited by examiner

*Primary Examiner* — Sheryl Lane

*Assistant Examiner* — Ieisha Price

(74) *Attorney, Agent, or Firm* — Manabu Kanesaka

(57) **CLAIM**

The ornamental design for a joint for connection, as shown and described.

**DESCRIPTION**

FIG. 1 is a front view of a joint for connection showing our new design, which is identical to the rear view,  
 FIG. 2 is a right side view thereof,  
 FIG. 3 is a left side view thereof,  
 FIG. 4 is a top plan view thereof,  
 FIG. 5 is a bottom view thereof,  
 FIG. 6 is a sectional view taken along line 6-6 in FIG. 4,  
 FIG. 7 is a perspective view thereof; and,  
 FIG. 8 is a perspective view thereof, showing the joint for connection in its environment.  
 The broken line showing in FIG. 8 represents the environment of the claimed design and forms no part thereof.

**1 Claim, 8 Drawing Sheets**

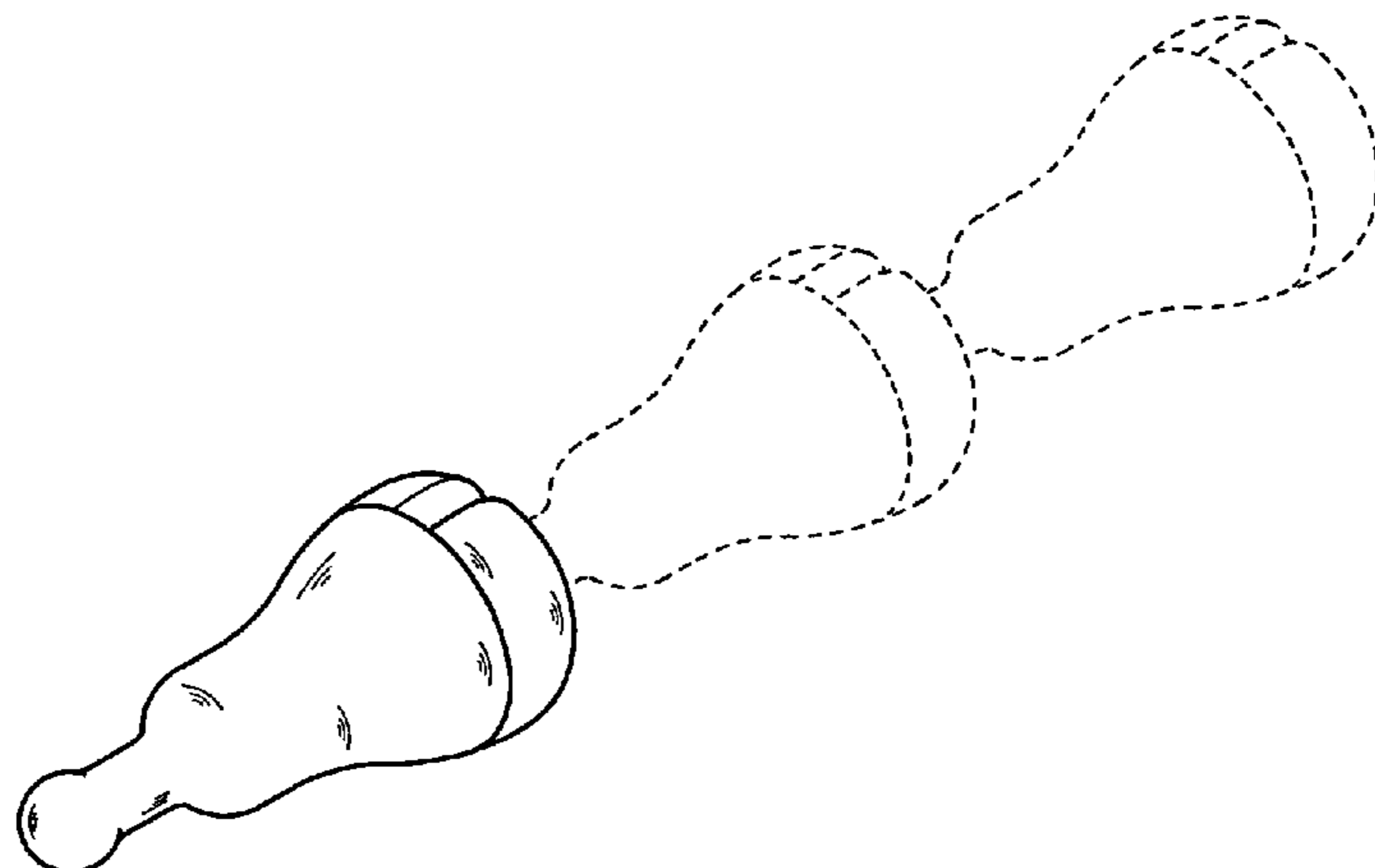


Fig. 1

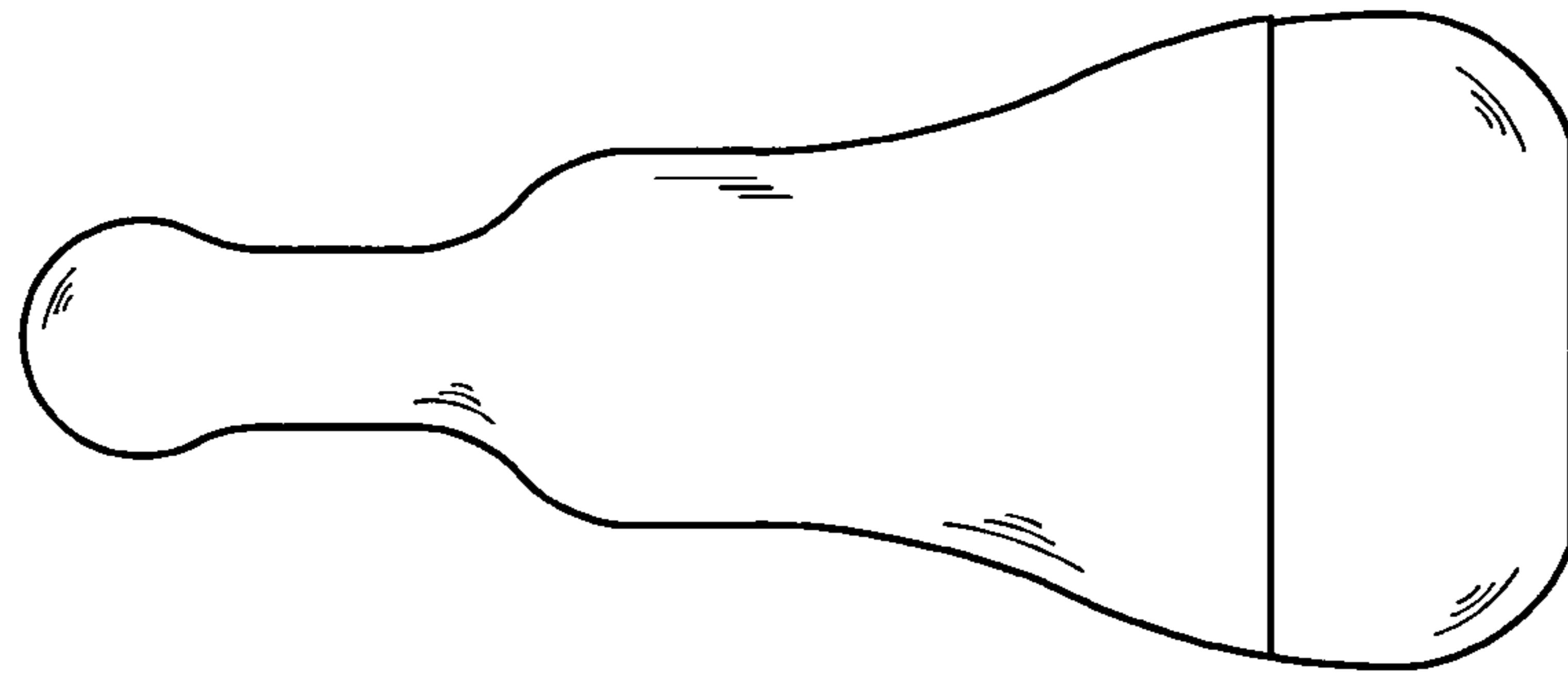


Fig. 2

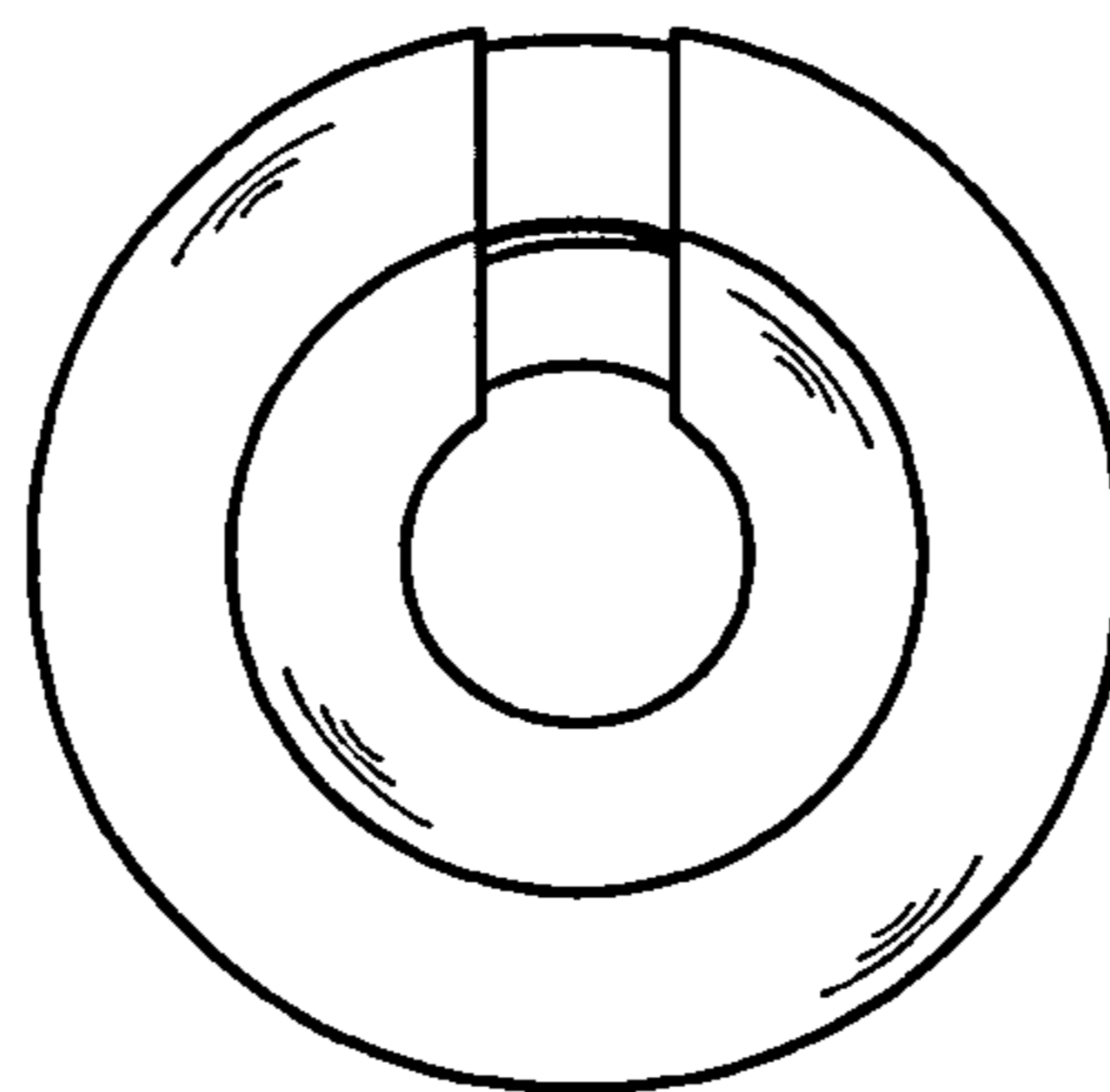


Fig. 3

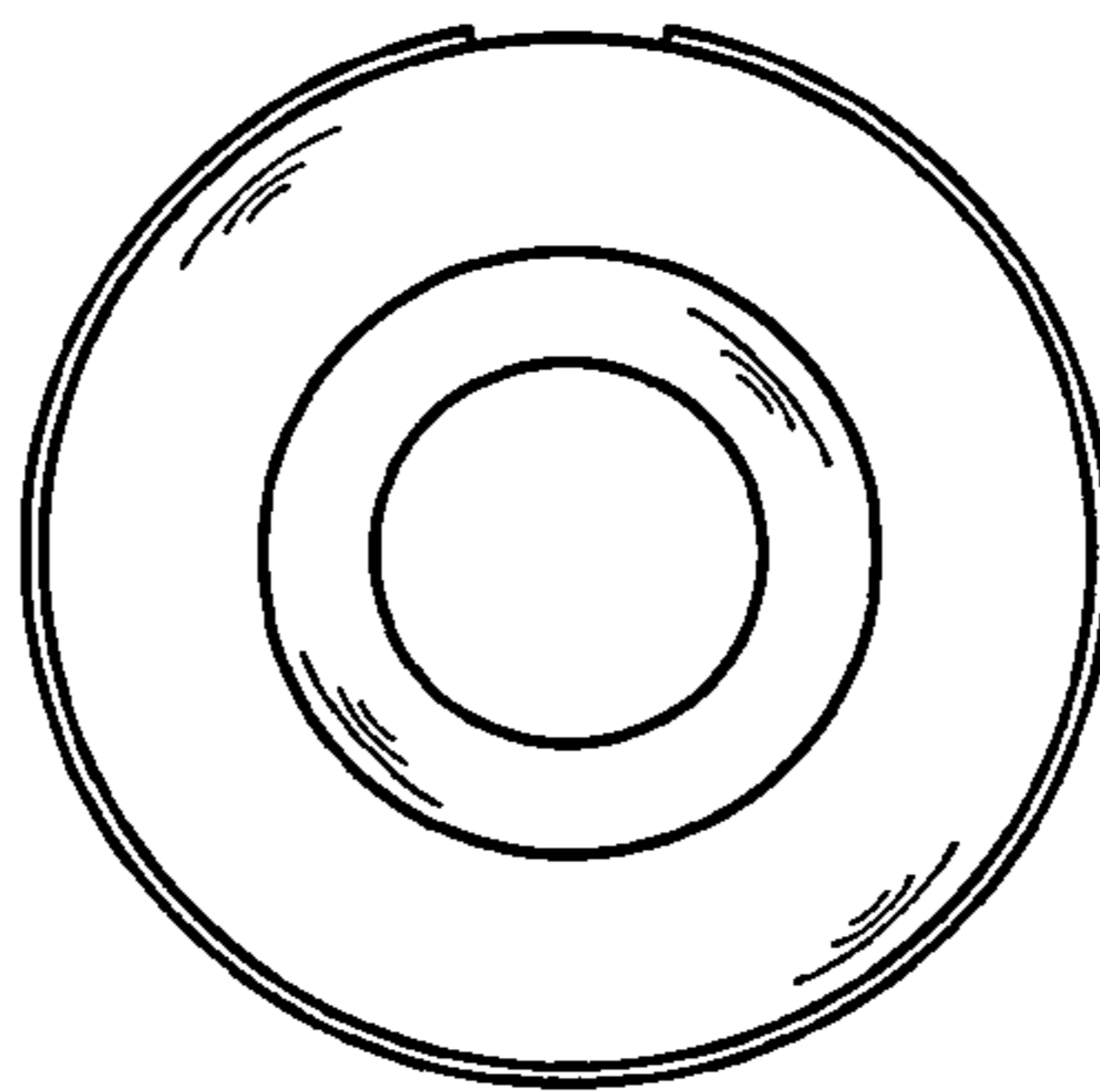


Fig. 4

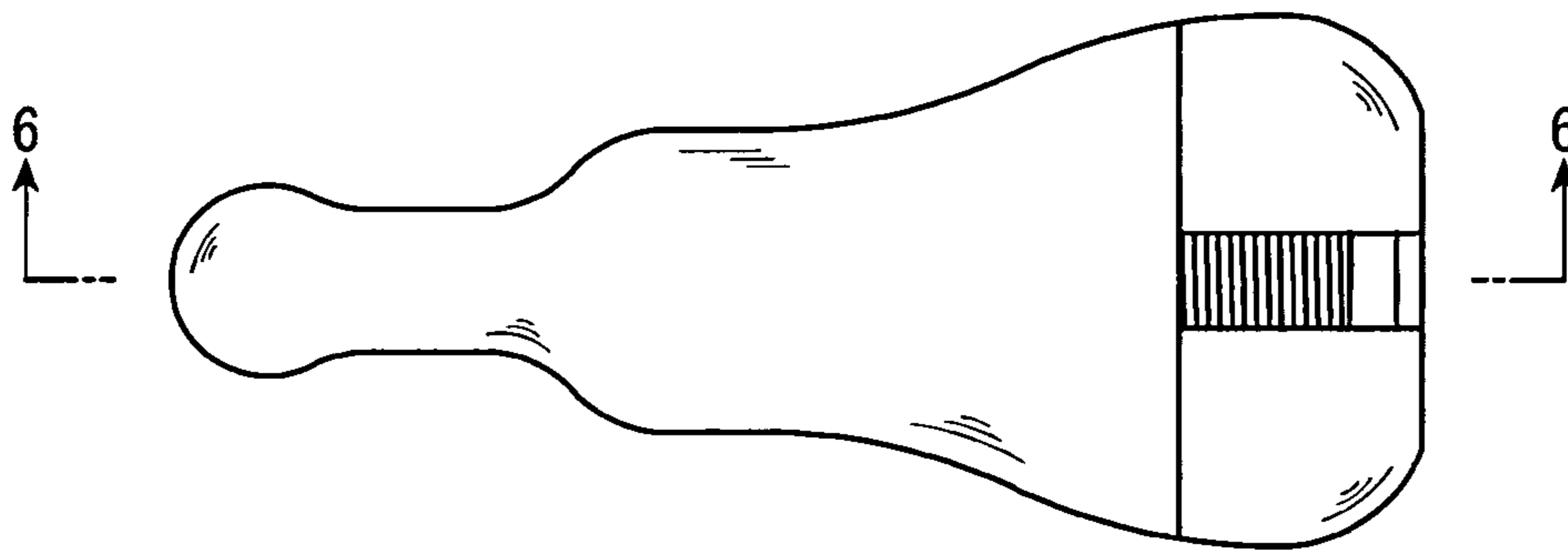


Fig. 5

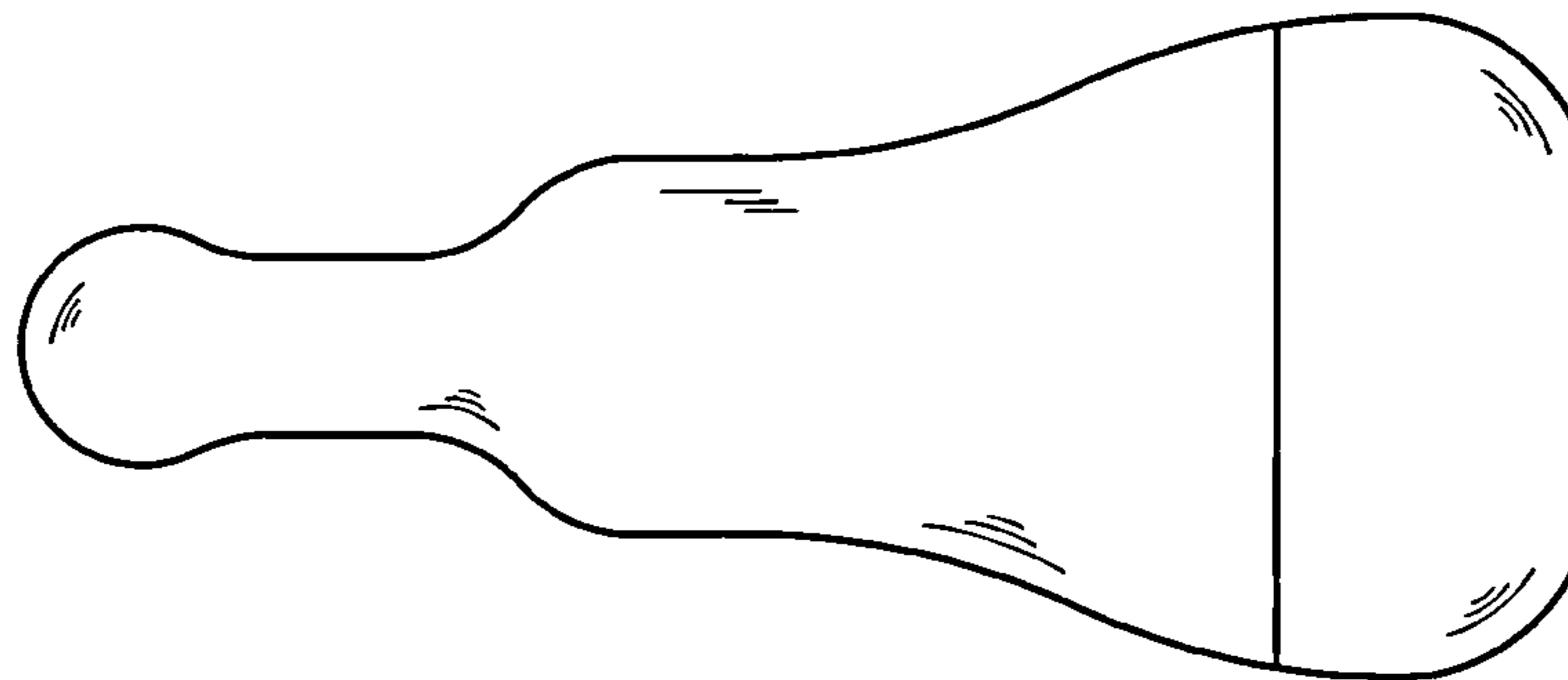


Fig. 6

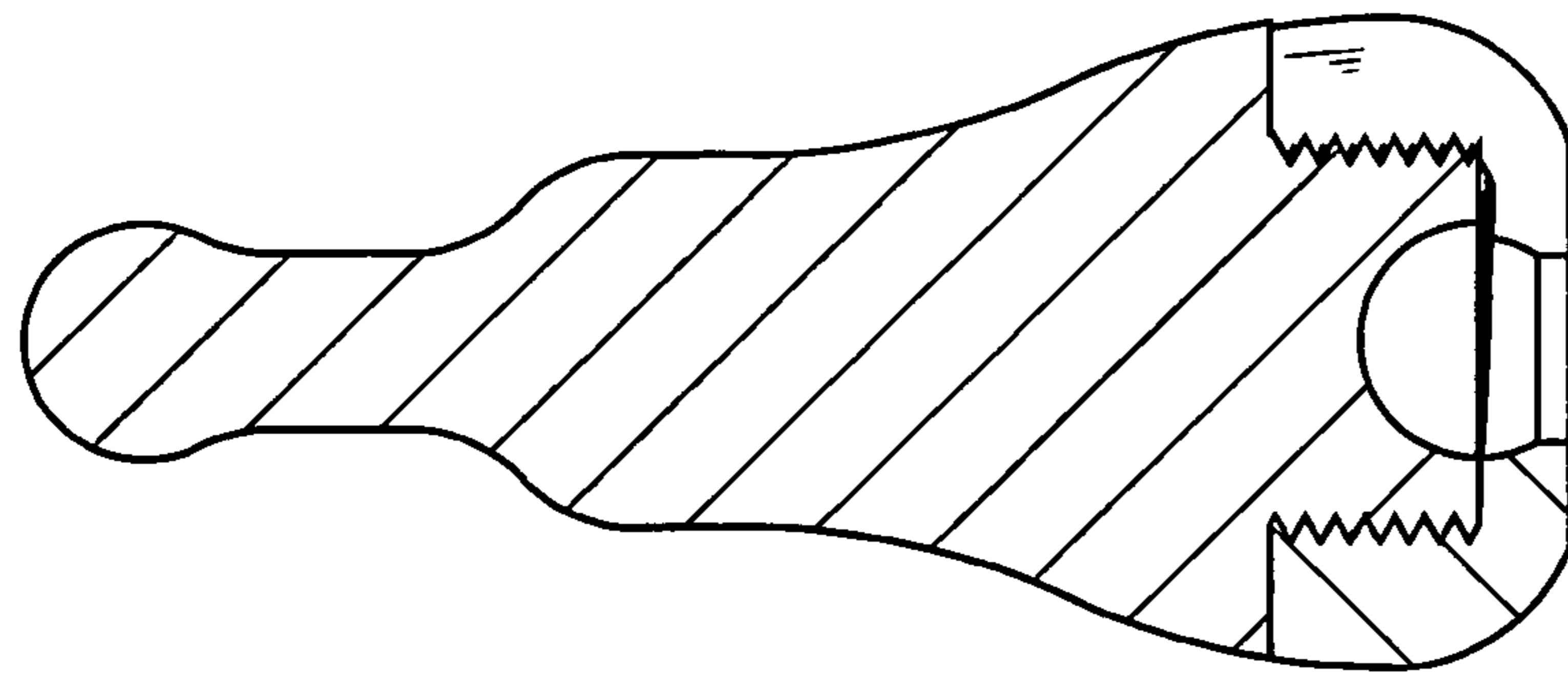


Fig. 7

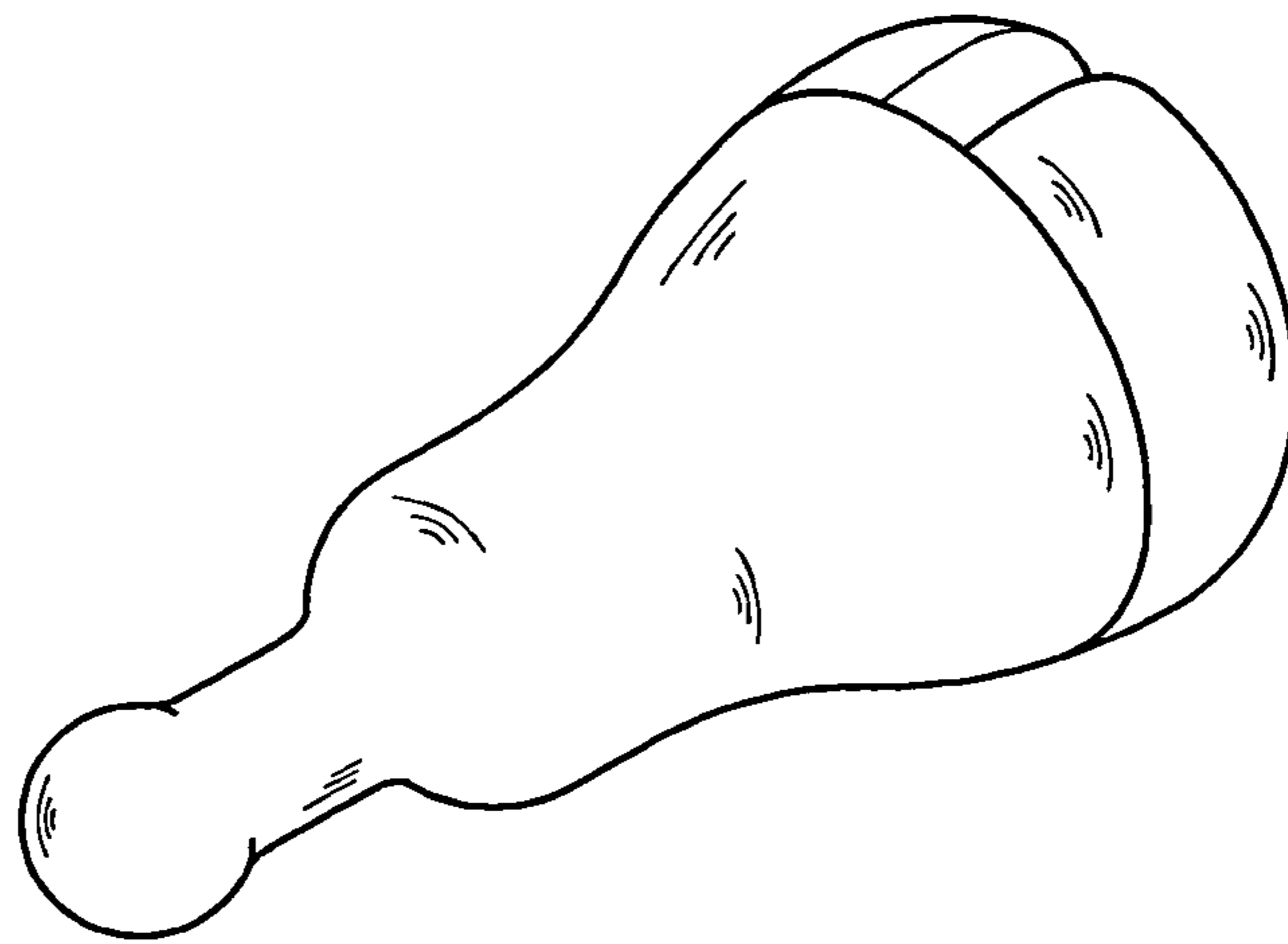




Fig. 8

