



US00D744314S

(12) **United States Design Patent**
Ng et al.

(10) **Patent No.:** **US D744,314 S**
(45) **Date of Patent:** **** Dec. 1, 2015**

(54) **LOCKBOX**

- (71) Applicants: **Kwan Yuen Ng**, El Monte, CA (US);
Sarah Ng, El Monte, CA (US)
- (72) Inventors: **Kwan Yuen Ng**, El Monte, CA (US);
Sarah Ng, El Monte, CA (US)
- (73) Assignee: **LOYAL INC**, City of Industry, CA (US)
- (**) Term: **14 Years**
- (21) Appl. No.: **29/503,135**
- (22) Filed: **Sep. 23, 2014**

Related U.S. Application Data

- (63) Continuation-in-part of application No. 29/481,647,
filed on Feb. 7, 2014, now abandoned.
- (51) **LOC (10) Cl.** **08-07**
- (52) **U.S. Cl.**
USPC **D8/330**
- (58) **Field of Classification Search**
USPC D8/330, 331, 343, 346, 398, 394, 449;
70/57, 57.1, 51-56, 416, 485, 486,
70/445, 419, 431, 422, 158, DIG. 26;
220/280, 265, 277
CPC E05B 9/00; E05B 67/38; E05G 1/04
See application file for complete search history.

(56) **References Cited**

U.S. PATENT DOCUMENTS

4,727,368	A *	2/1988	Larson et al.	340/5.6
5,046,339	A *	9/1991	Krell	70/55
D344,443	S *	2/1994	Ashby	D8/346
5,638,707	A *	6/1997	Gould	70/56
6,085,671	A *	7/2000	Kerr et al.	109/51
6,490,893	B1 *	12/2002	Benion	70/63
D539,633	S *	4/2007	Van Handel	D8/333
D582,254	S *	12/2008	Turpault et al.	D8/343
7,926,215	B2 *	4/2011	Riker et al.	40/654.01
D637,471	S *	5/2011	Roy	D8/330
D640,911	S *	7/2011	Yang	D8/346
D652,708	S *	1/2012	Figureida	D8/346
D667,287	S *	9/2012	Yang	D8/346

* cited by examiner

Primary Examiner — Prabhakar Deshmukh

(57) **CLAIM**

The ornamental design for a lockbox, as shown.

DESCRIPTION

FIG. 1 is front perspective view of a lockbox showing my new design;
 FIG. 2, is a bottom perspective view of the lockbox thereof;
 FIG. 3, is a front view thereof;
 FIG. 4, is a rear view thereof;
 FIG. 5, is a left side view thereof;
 FIG. 6, is a right view thereof;
 FIG. 7, is a top view thereof; and,
 FIG. 8, is a bottom view thereof.

The portions of the Figures shown in phantom lines or broken lines are for illustrative purpose only and form no part of the claimed design.

1 Claim, 8 Drawing Sheets




Fig. 1




Fig. 2

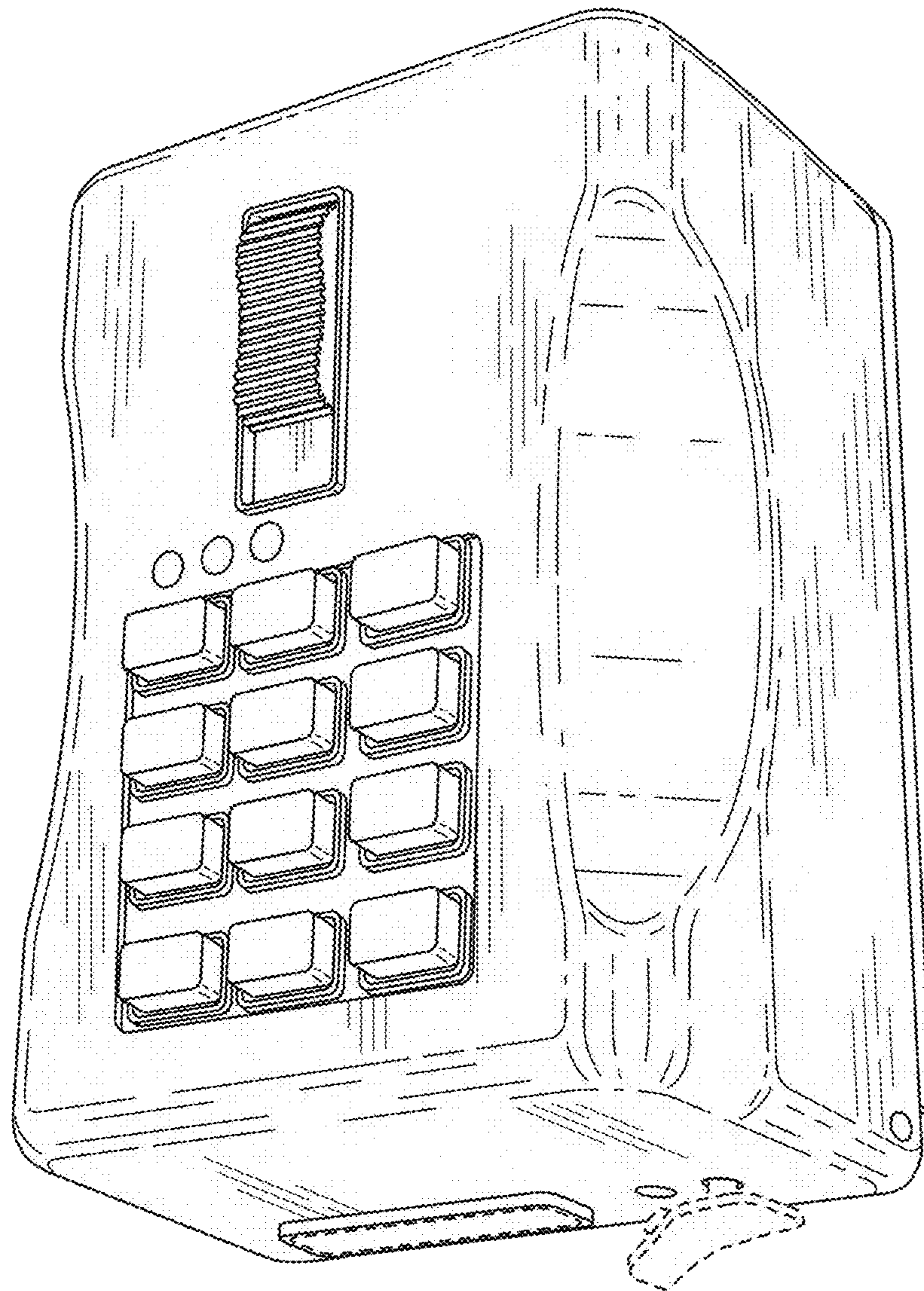


Fig. 3

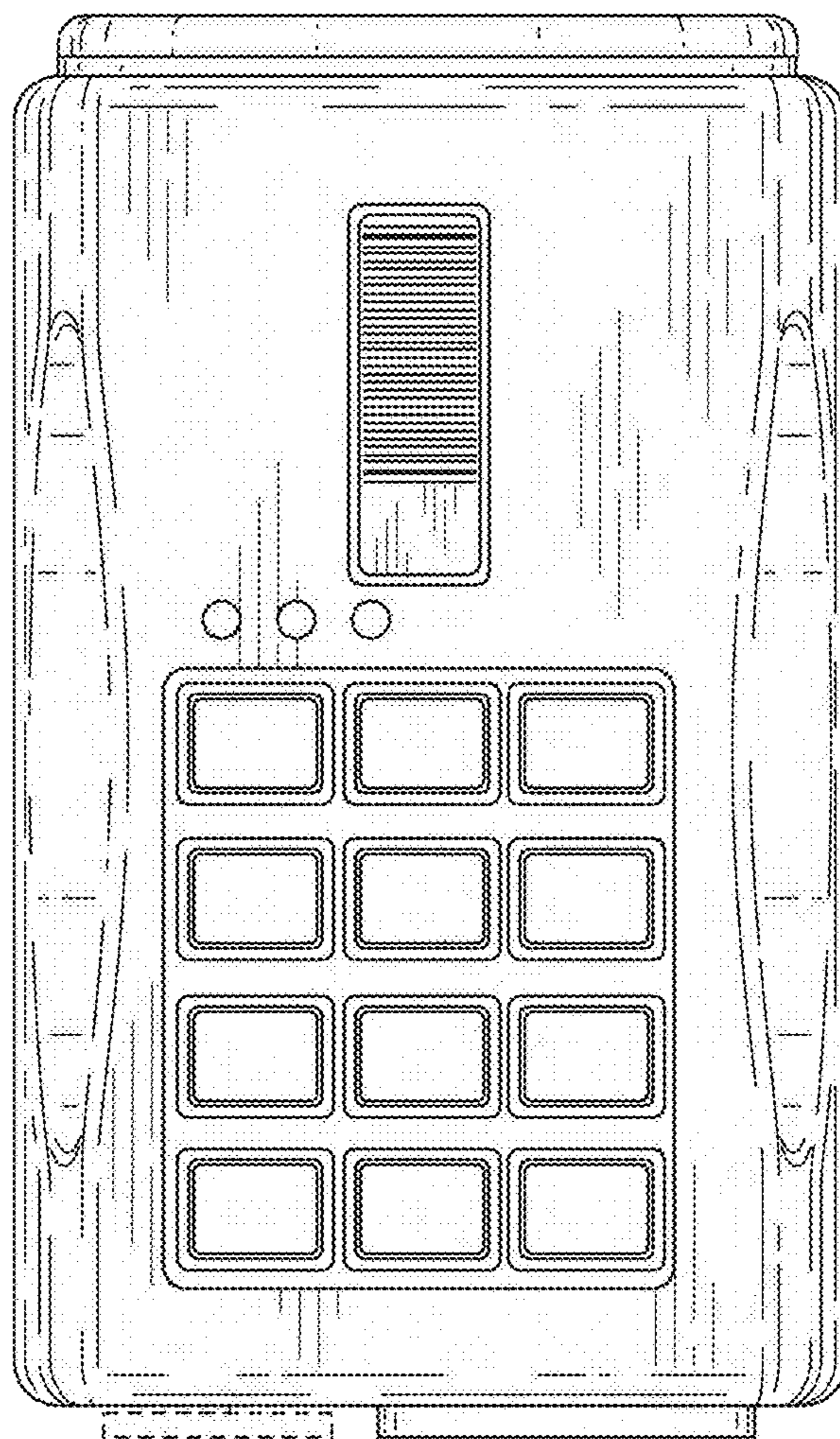


Fig. 4

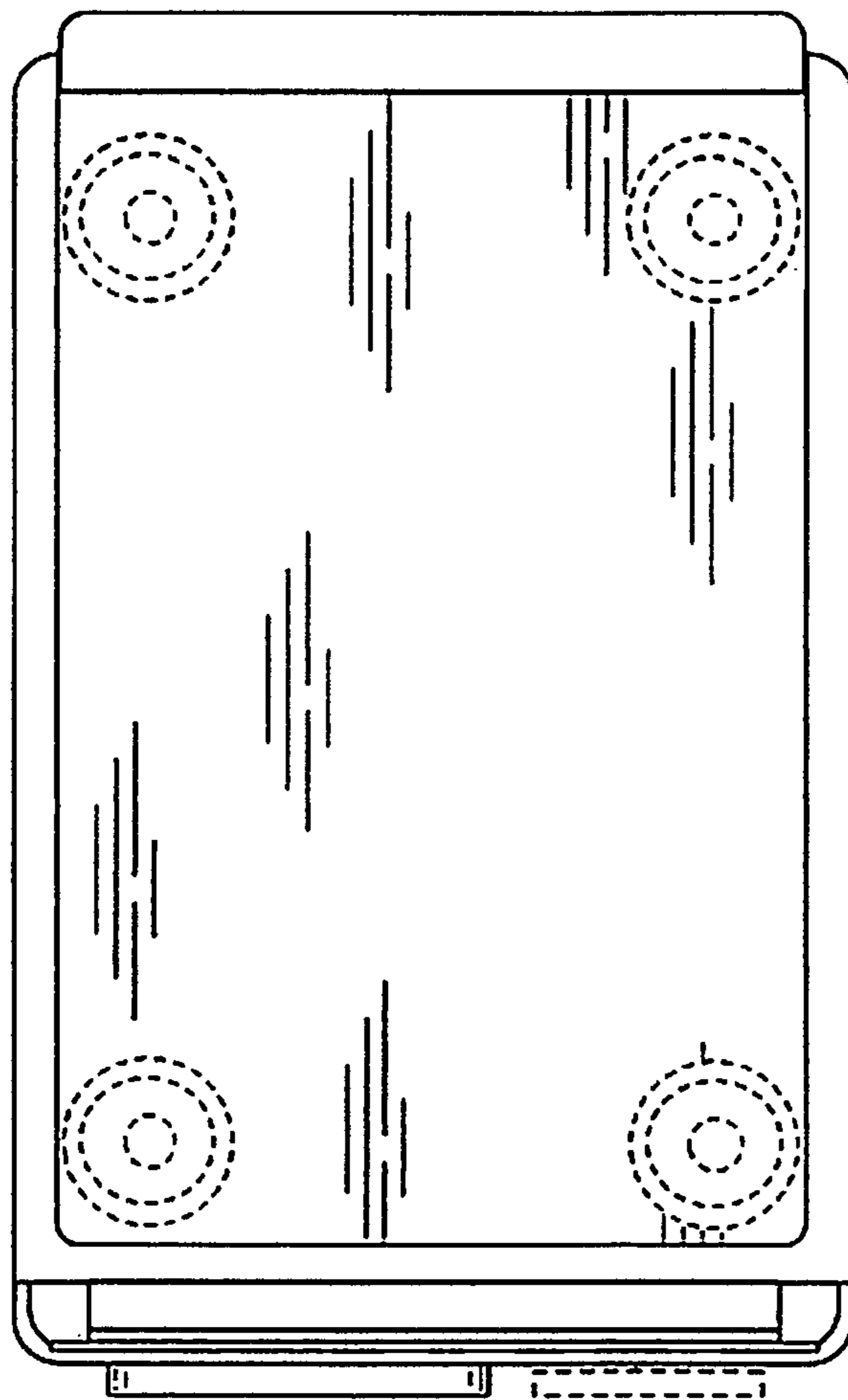


Fig. 5

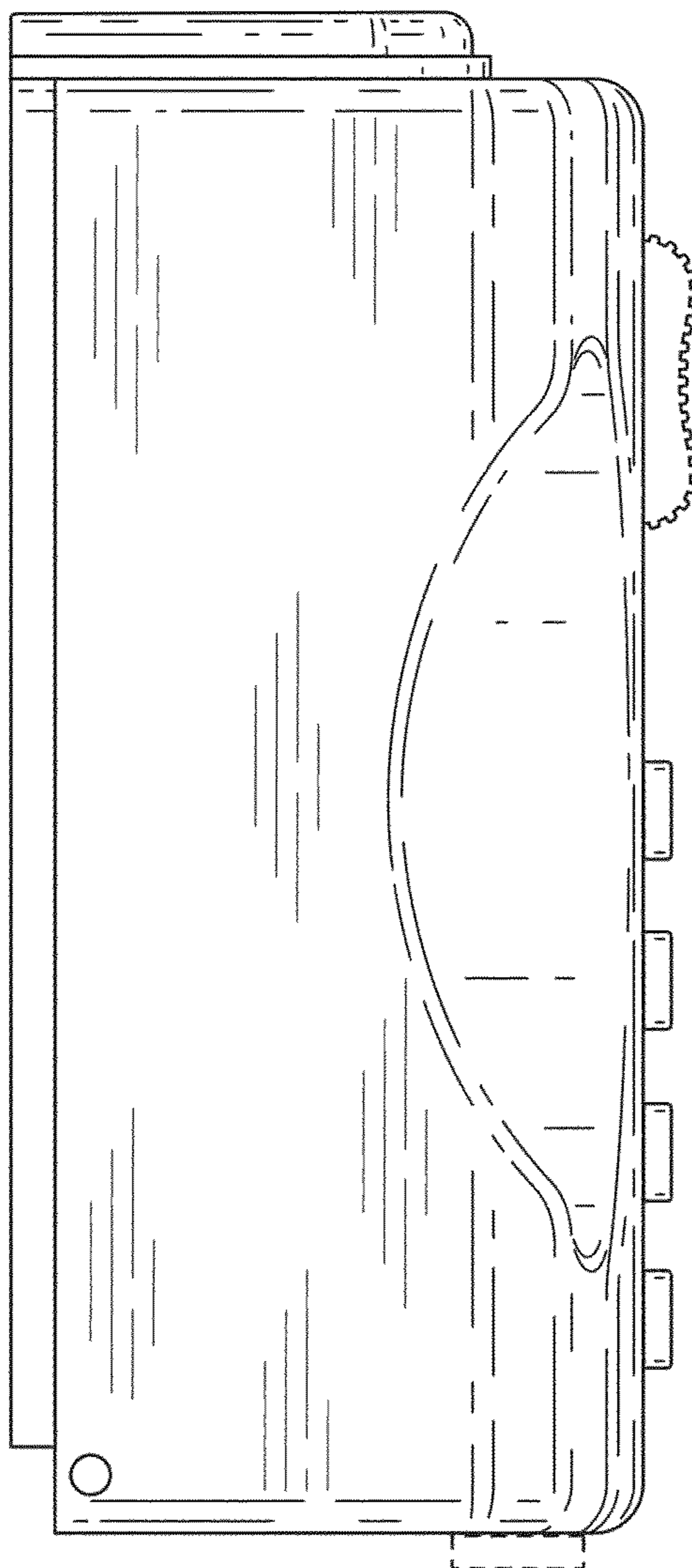


Fig. 6

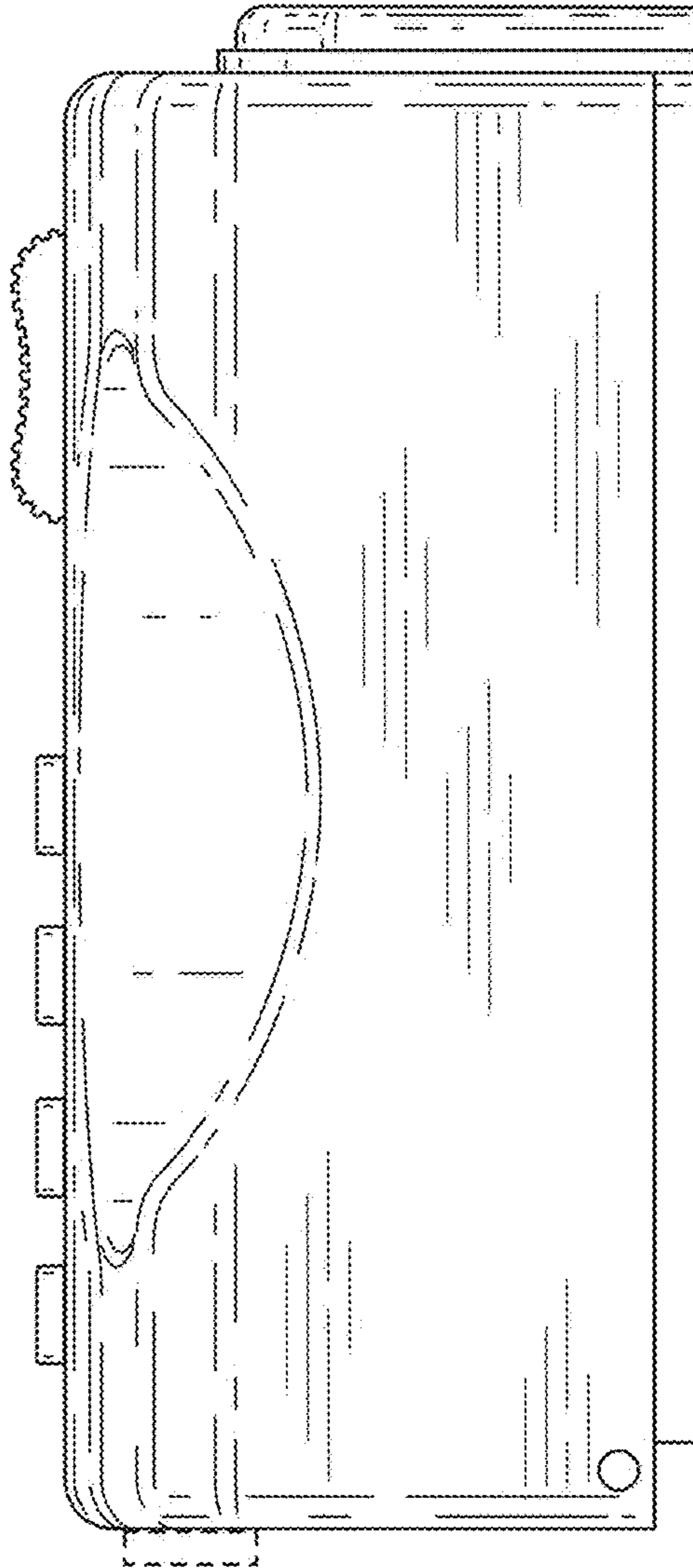


Fig. 7

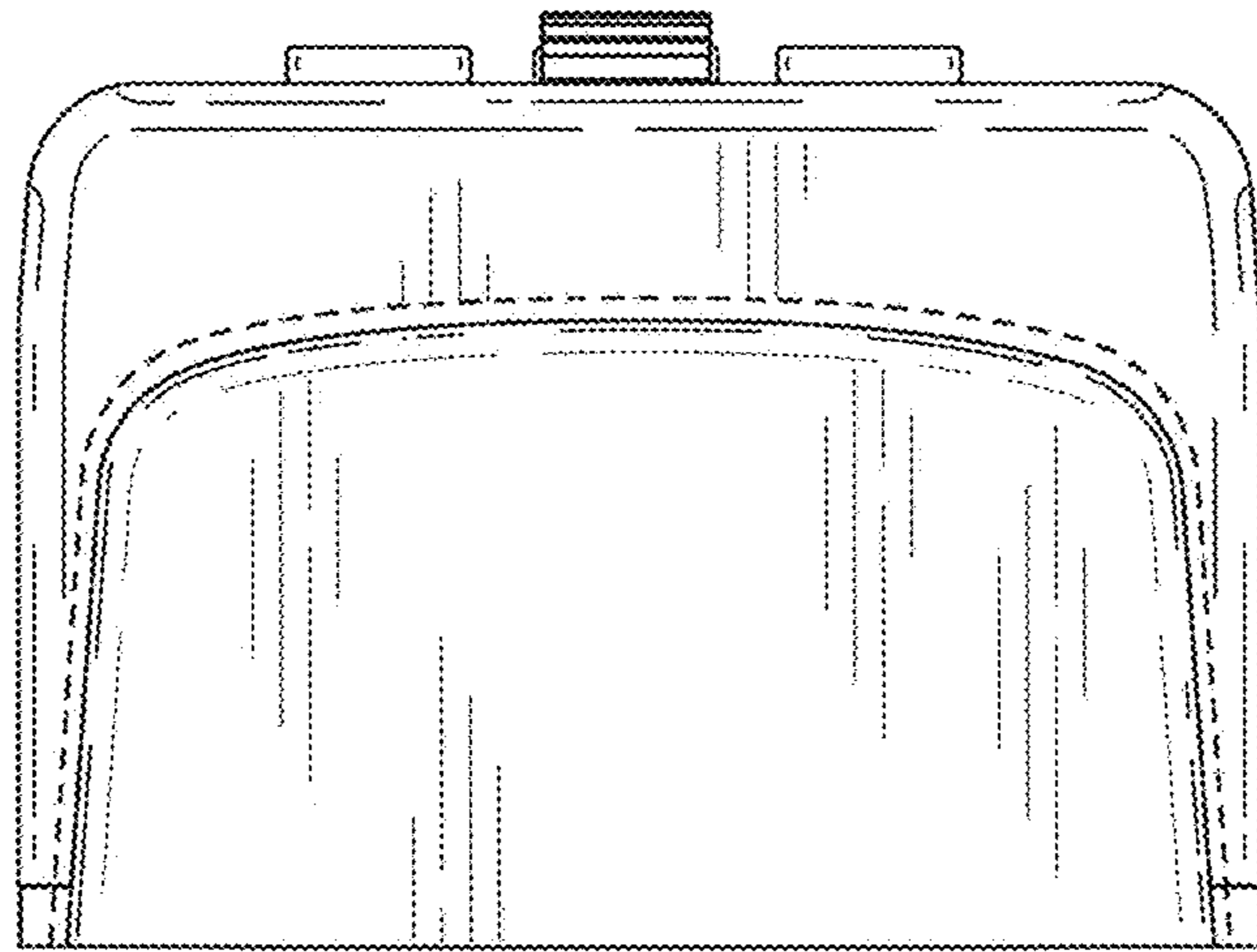


Fig. 8

