



US00D744285S

(12) **United States Design Patent**
Janku

(10) **Patent No.:** **US D744,285 S**
(45) **Date of Patent:** **** Dec. 1, 2015**

(54) **WINE GOBLET**

(71) Applicant: **Milos Janku**, Lednicke Rovne (SK)

(72) Inventor: **Milos Janku**, Lednicke Rovne (SK)

(73) Assignee: **RONA, A.S.** (SK)

(**) Term: **14 Years**

(21) Appl. No.: **29/487,286**

(22) Filed: **Apr. 7, 2014**

(51) **LOC (10) Cl.** **07-01**

(52) **U.S. Cl.**
USPC **D7/524**

(58) **Field of Classification Search**
USPC D7/524, 525, 526, 527, 528, 529, 537,
D7/652; 220/703; 215/374; 206/426
CPC A47G 19/2205; A47G 2019/2294
See application file for complete search history.

(56) **References Cited**

U.S. PATENT DOCUMENTS

D50,751 S * 5/1917 Hunter D7/524
D69,404 S * 2/1926 McCartney D7/524

D75,159 S * 5/1928 Giese D7/524
D109,990 S * 6/1938 Moll D7/524
D261,211 S * 10/1981 Durand D7/526
D283,661 S * 5/1986 Blake et al. D7/524
D419,381 S * 1/2000 Mirande D7/527
2013/0334166 A1 * 12/2013 Garipalli et al. 215/377

* cited by examiner

Primary Examiner — Marianne Pandozzi

Assistant Examiner — Jae Liang

(74) *Attorney, Agent, or Firm* — Ostrolenk Faber LLP

(57) **CLAIM**

The ornamental design for a wine goblet, as shown and described.

DESCRIPTION

FIG. 1 is a side perspective view of a wine goblet showing my new design;

FIG. 2 is a cross sectional view thereof showing a section taken along line 2-2 in FIG. 1 and shows the interior surfaces of the bowl and base of the goblet.

FIG. 3 is a side elevational view thereof;

FIG. 4 is a top view thereof; and,

FIG. 5 is a bottom view thereof.

1 Claim, 4 Drawing Sheets






FIG. 1

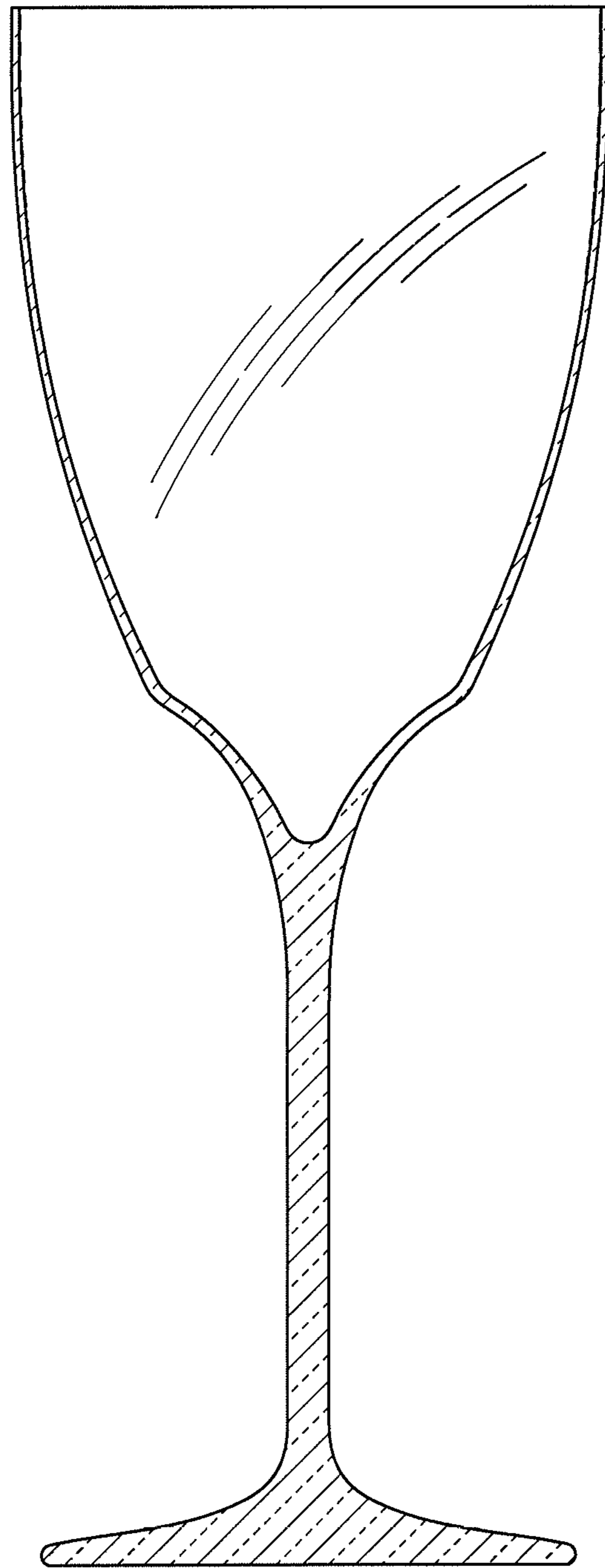


FIG. 2



FIG. 3

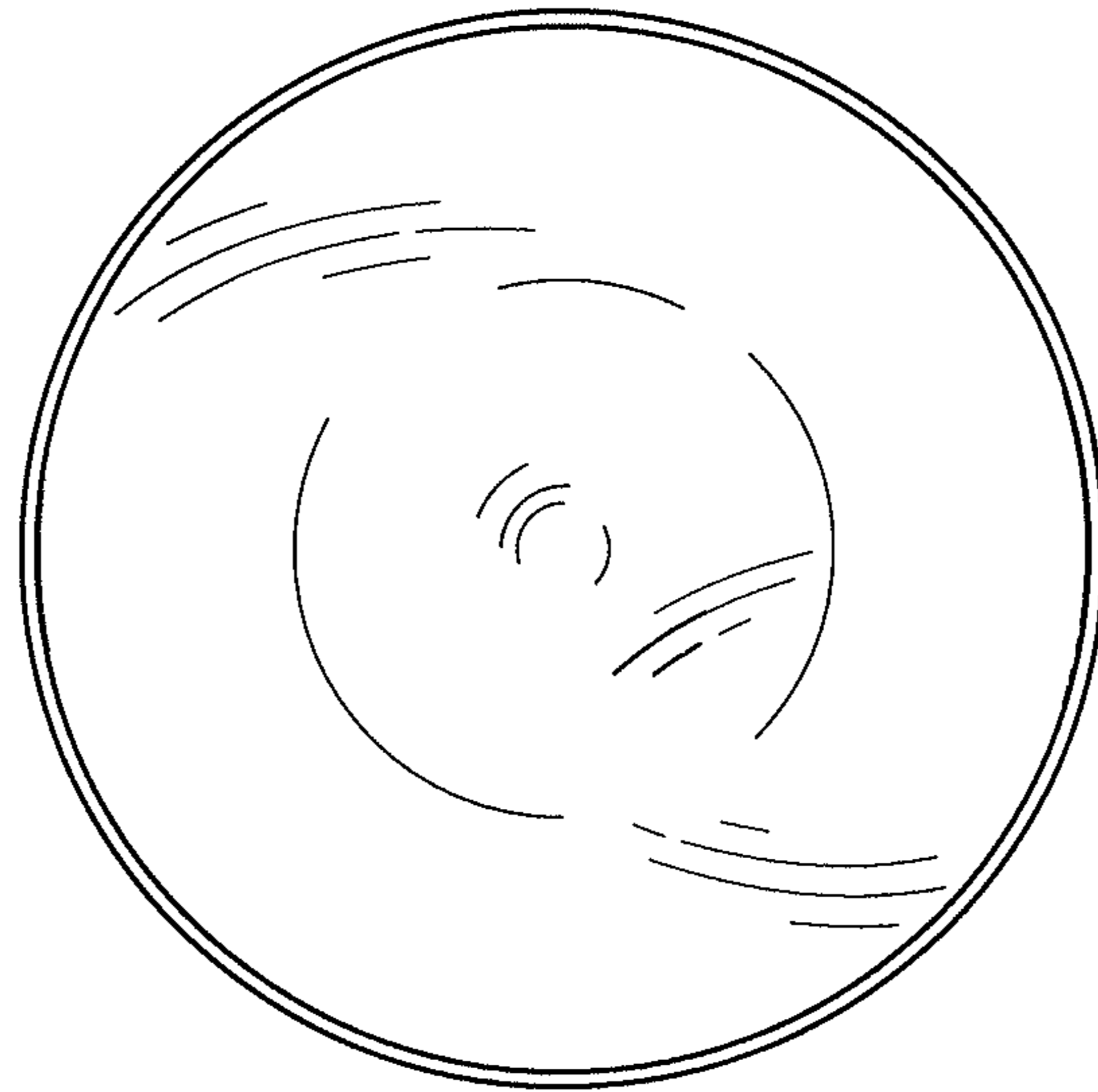


FIG. 4

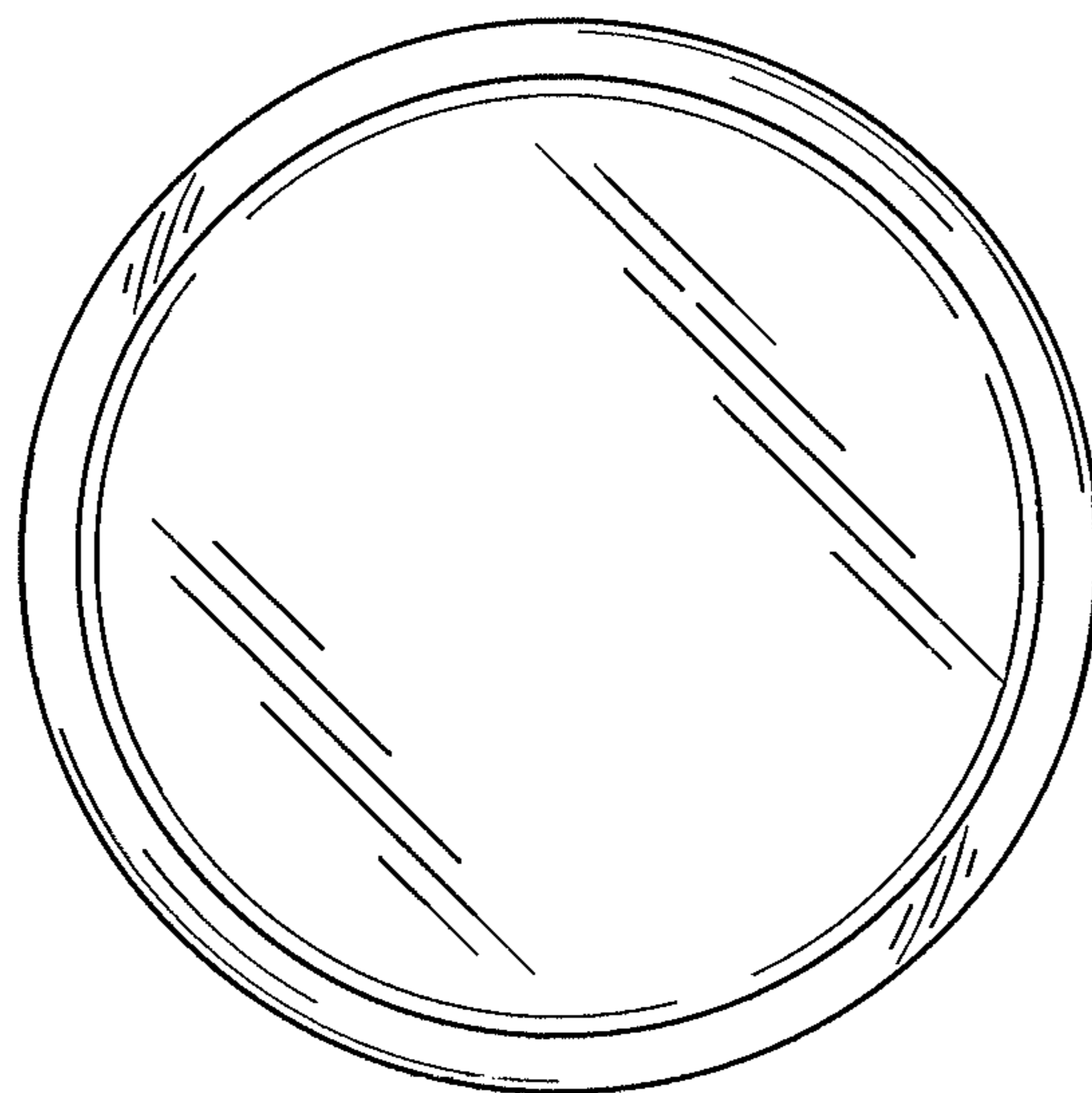


FIG. 5