



US00D744280S

(12) **United States Design Patent**  
**Chiang**

(10) **Patent No.:** **US D744,280 S**  
(45) **Date of Patent:** **\*\* Dec. 1, 2015**

- (54) **WINE TUMBLER**
- (71) Applicant: **Chen Sung Chiang**, Taipei (TW)
- (72) Inventor: **Chen Sung Chiang**, Taipei (TW)
- (73) Assignee: **Fourstar Group Inc.** (CN)
- (\*\*) Term: **14 Years**
- (21) Appl. No.: **29/509,455**
- (22) Filed: **Nov. 18, 2014**

D599,619 S	9/2009	Bodum	
D604,102 S *	11/2009	Pearson	D7/510
D615,358 S *	5/2010	Wahl	D7/510
D618,510 S	6/2010	Ross	
D637,456 S	5/2011	Creech et al.	
D651,468 S	1/2012	Ozaydinli	
8,157,120 B2	4/2012	Yang	
D688,523 S *	8/2013	Lees	D7/510
D693,176 S	11/2013	Kaiser	
D698,200 S	1/2014	Lauwagie	
D698,201 S	1/2014	Bradford et al.	
D709,328 S	7/2014	Ross	
D720,183 S *	12/2014	Chiang	D7/510
D720,958 S *	1/2015	Kehoe	D7/396.2
D728,311 S *	5/2015	Eyal	D7/510
D737,100 S *	8/2015	Ross	D7/523
2005/0194340 A1	9/2005	Huang	
2008/0023347 A1	1/2008	Wahl et al.	

**Related U.S. Application Data**

- (62) Division of application No. 29/466,078, filed on Sep. 4, 2013, now Pat. No. Des. 720,183.
- (51) **LOC (10) Cl.** ..... **07-01**
- (52) **U.S. Cl.**  
USPC ..... **D7/510**
- (58) **Field of Classification Search**  
USPC ..... D9/434-436, 439-440, 443, 447-450,  
D9/523, 524, 661, 662; D7/509-512, 518,  
D7/521, 523, 529, 532, 392.1, 396.2, 393,  
D7/531, 534, 392; D24/196, 197  
CPC ..... A47G 19/2272; A47G 19/2266; A47G  
19/2288; A61J 9/00; A61J 9/0623; B65D  
47/2043; B65D 43/0231  
See application file for complete search history.

\* cited by examiner

*Primary Examiner* — Susan Bennett Hattan  
*Assistant Examiner* — Brett Miller  
 (74) *Attorney, Agent, or Firm* — Salter & Michaelson

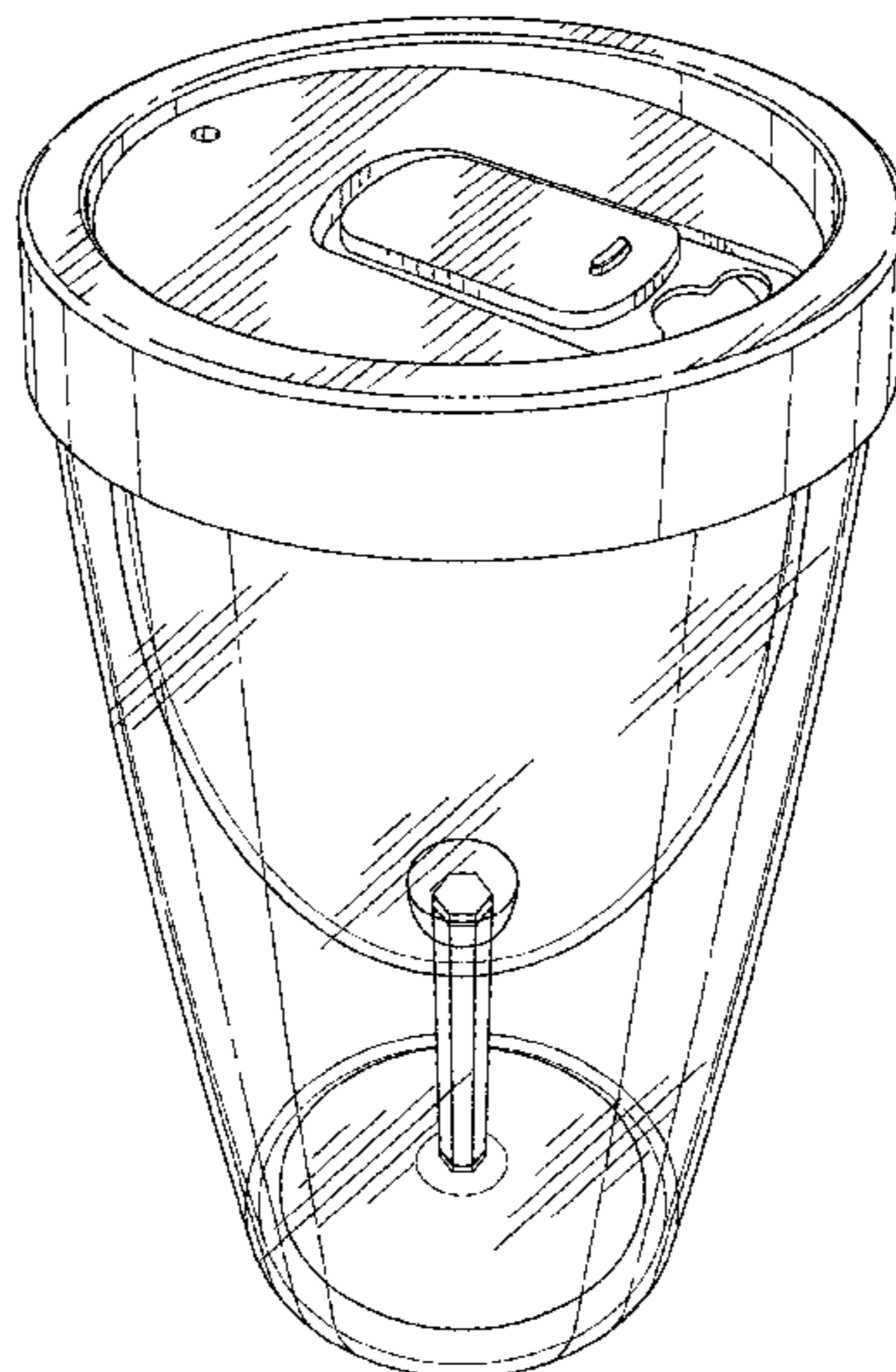
(57) **CLAIM**  
 The ornamental design for a wine tumbler, as shown and described.

**DESCRIPTION**

FIG. 1 is a perspective view of the embodiment of the wine tumbler thereof;  
 FIG. 2 is a right side elevational view thereof;  
 FIG. 3 is a left side elevational view thereof;  
 FIG. 4 is a rear elevational view thereof;  
 FIG. 5 is a front elevational view thereof;  
 FIG. 6 is a top plan view thereof; and,  
 FIG. 7 is a bottom plan view thereof.  
 The broken lines shown in the drawing views are included for the purpose of showing environmental structure that forms no part of the claimed design.

**1 Claim, 6 Drawing Sheets**

- (56) **References Cited**  
 U.S. PATENT DOCUMENTS  
 D453,837 S 2/2002 Lodge  
 D475,891 S 6/2003 Bin  
 D486,996 S 2/2004 Karp  
 D493,332 S 7/2004 Bin  
 D561,535 S 2/2008 Jin  
 D565,903 S 4/2008 Bodum  
 D572,083 S 7/2008 Tien  
 D572,975 S 7/2008 Germany



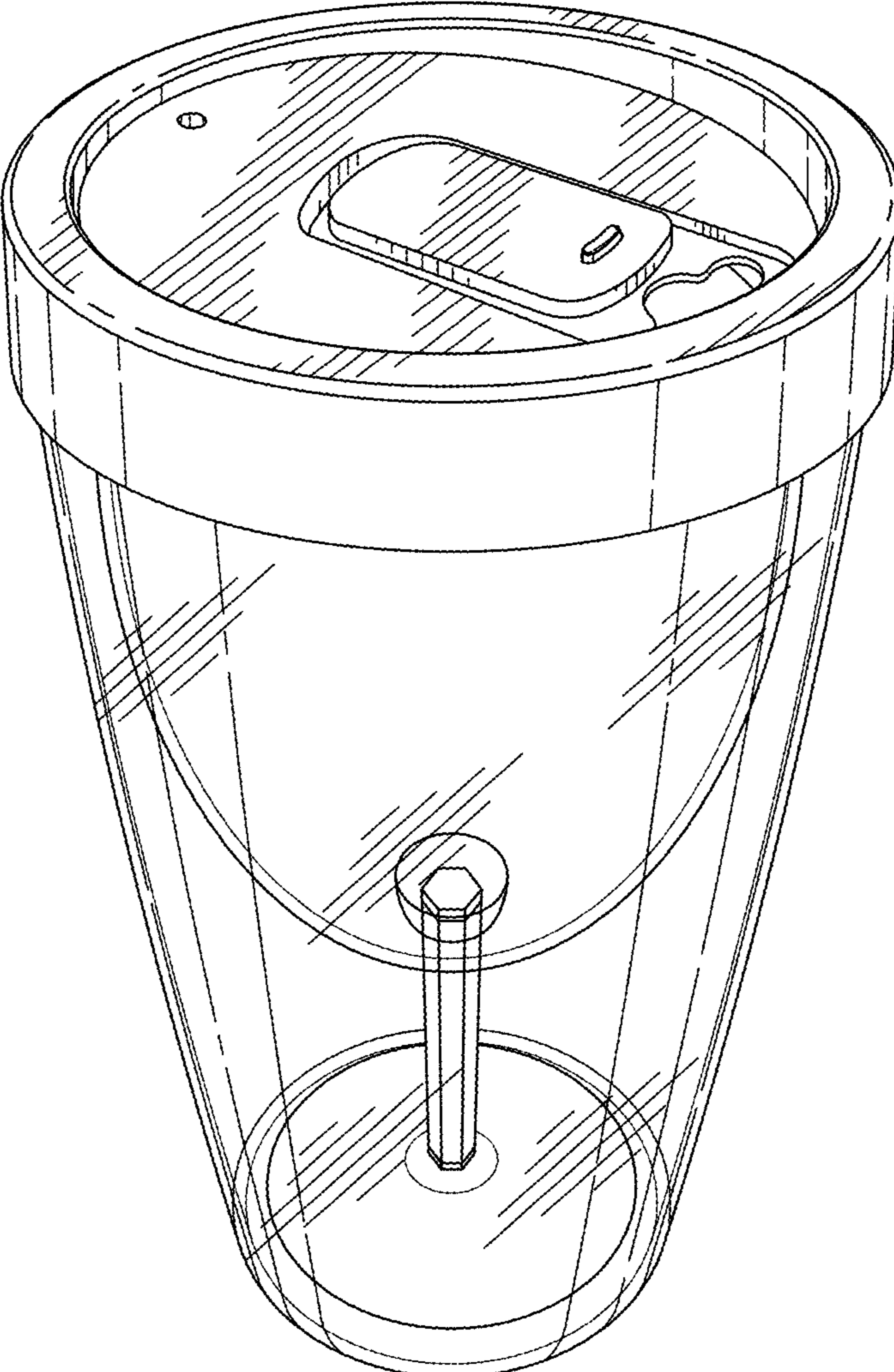


FIG. 1

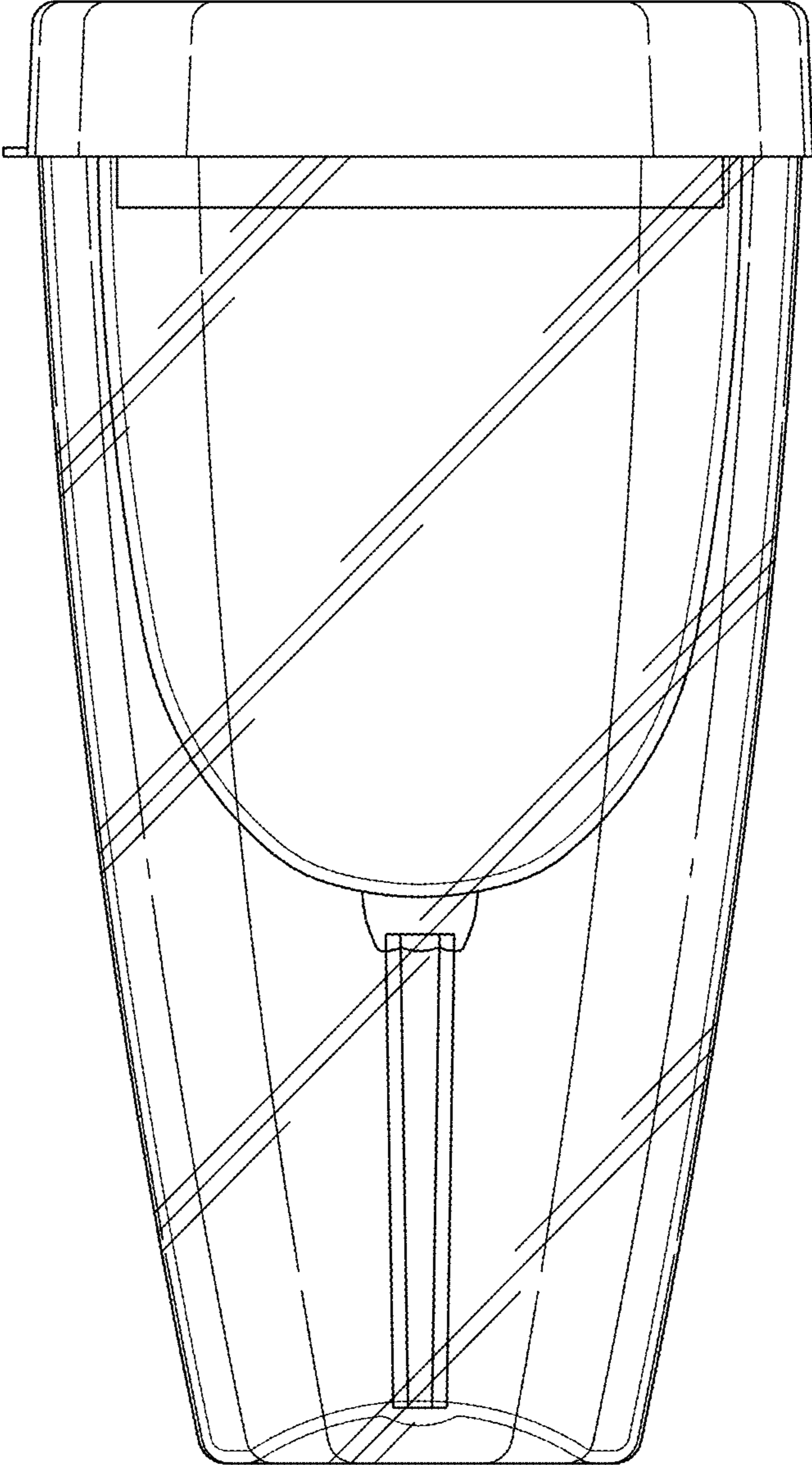


FIG. 2

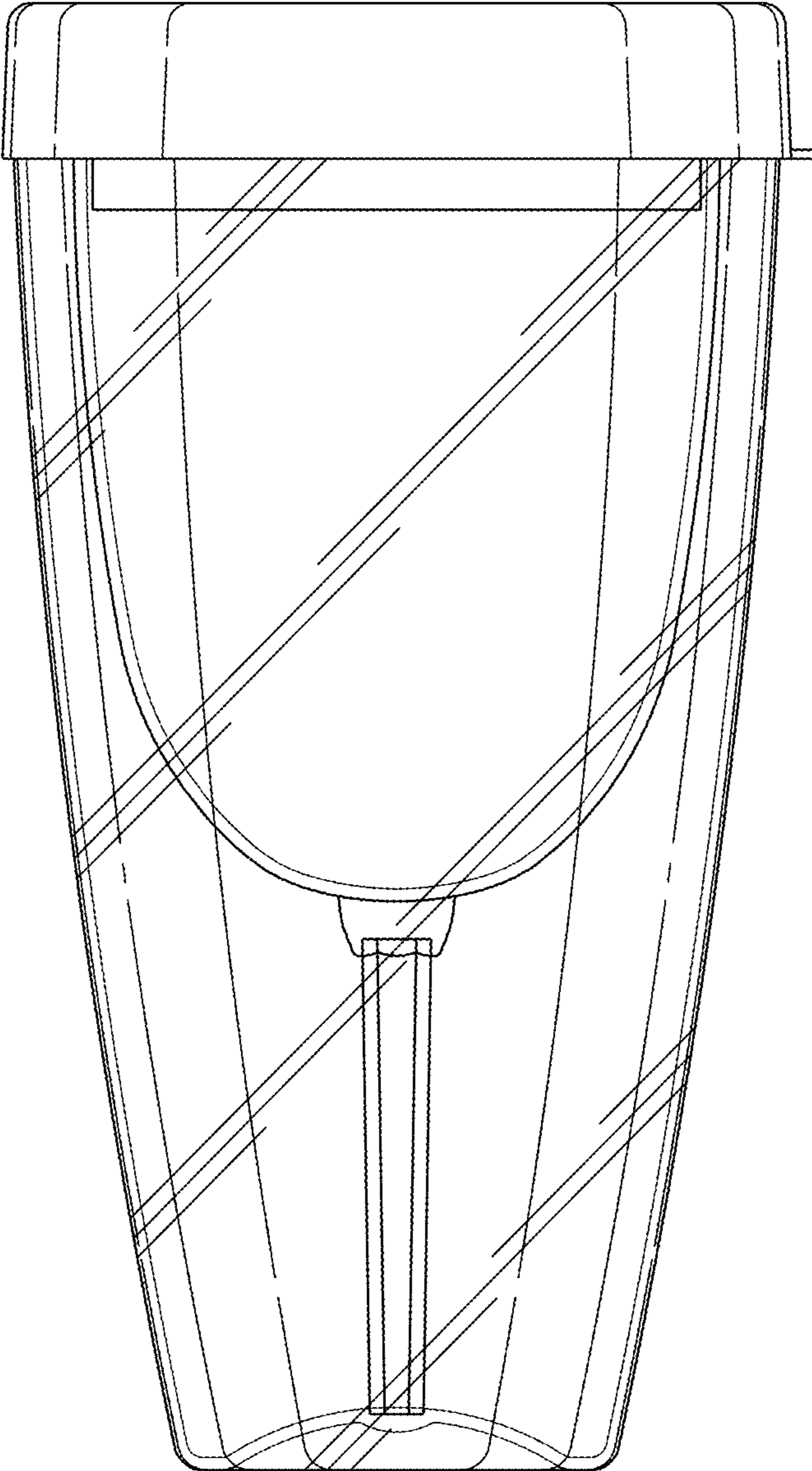


FIG. 3



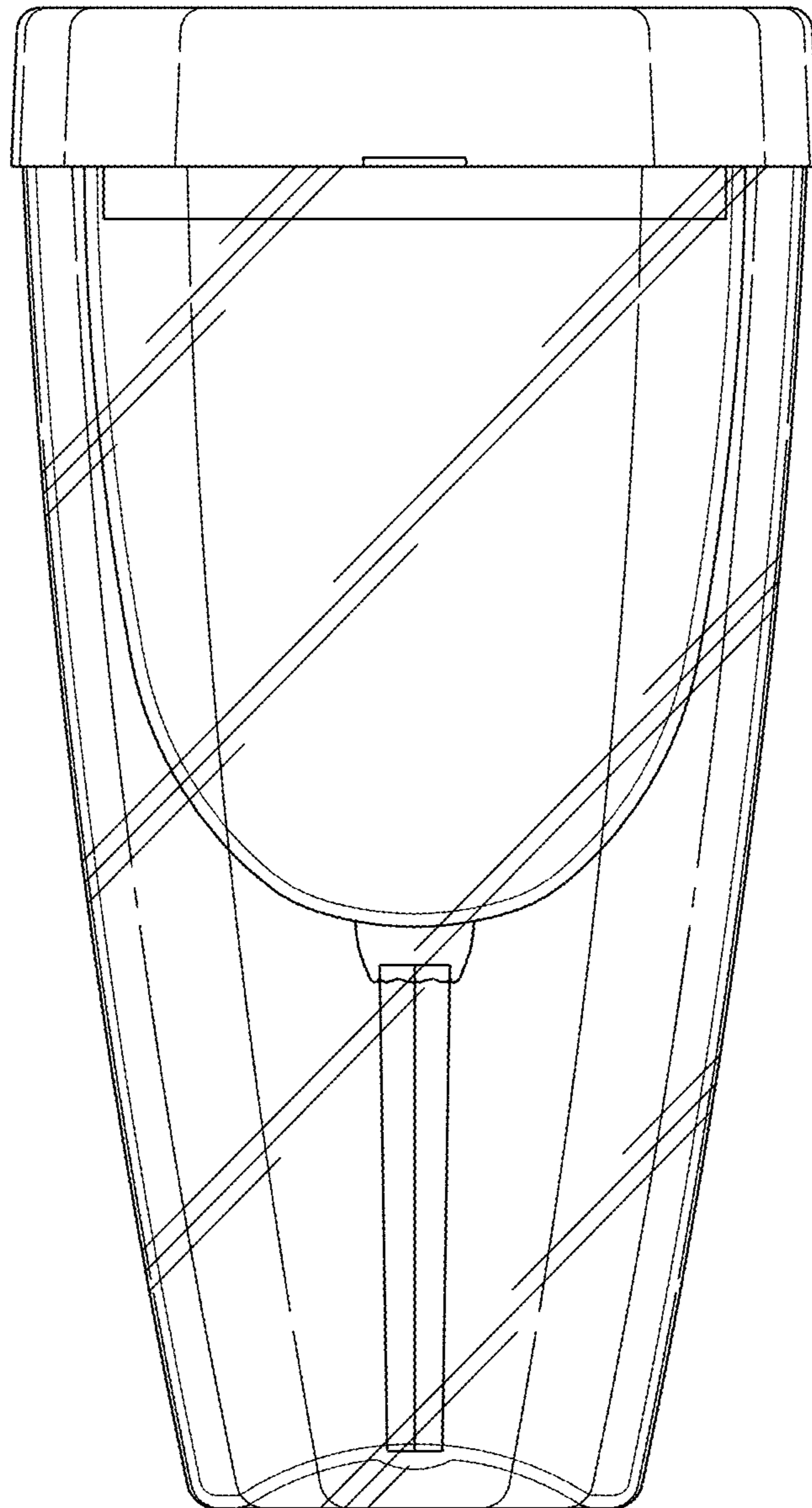


FIG. 4

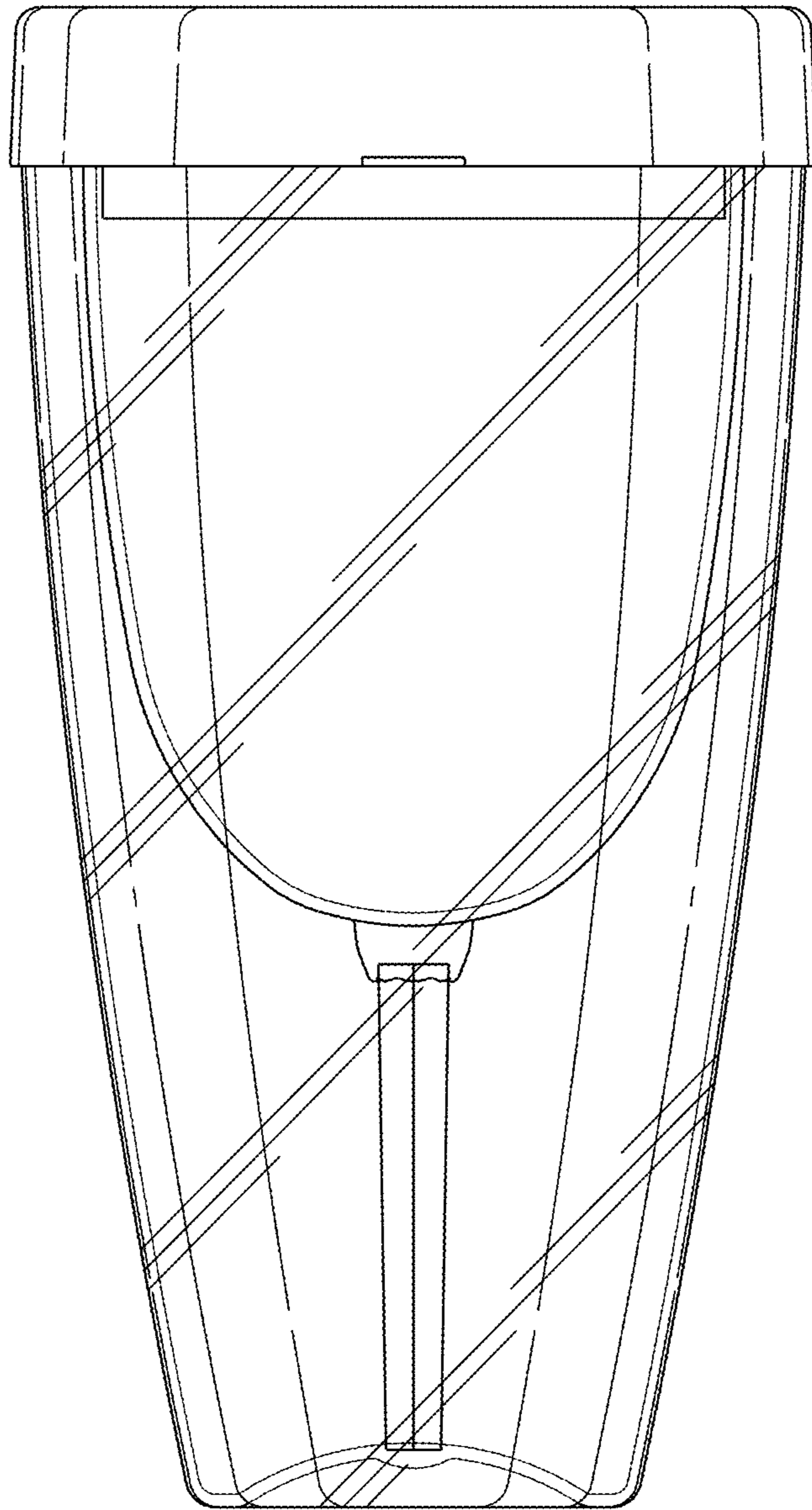


FIG. 5

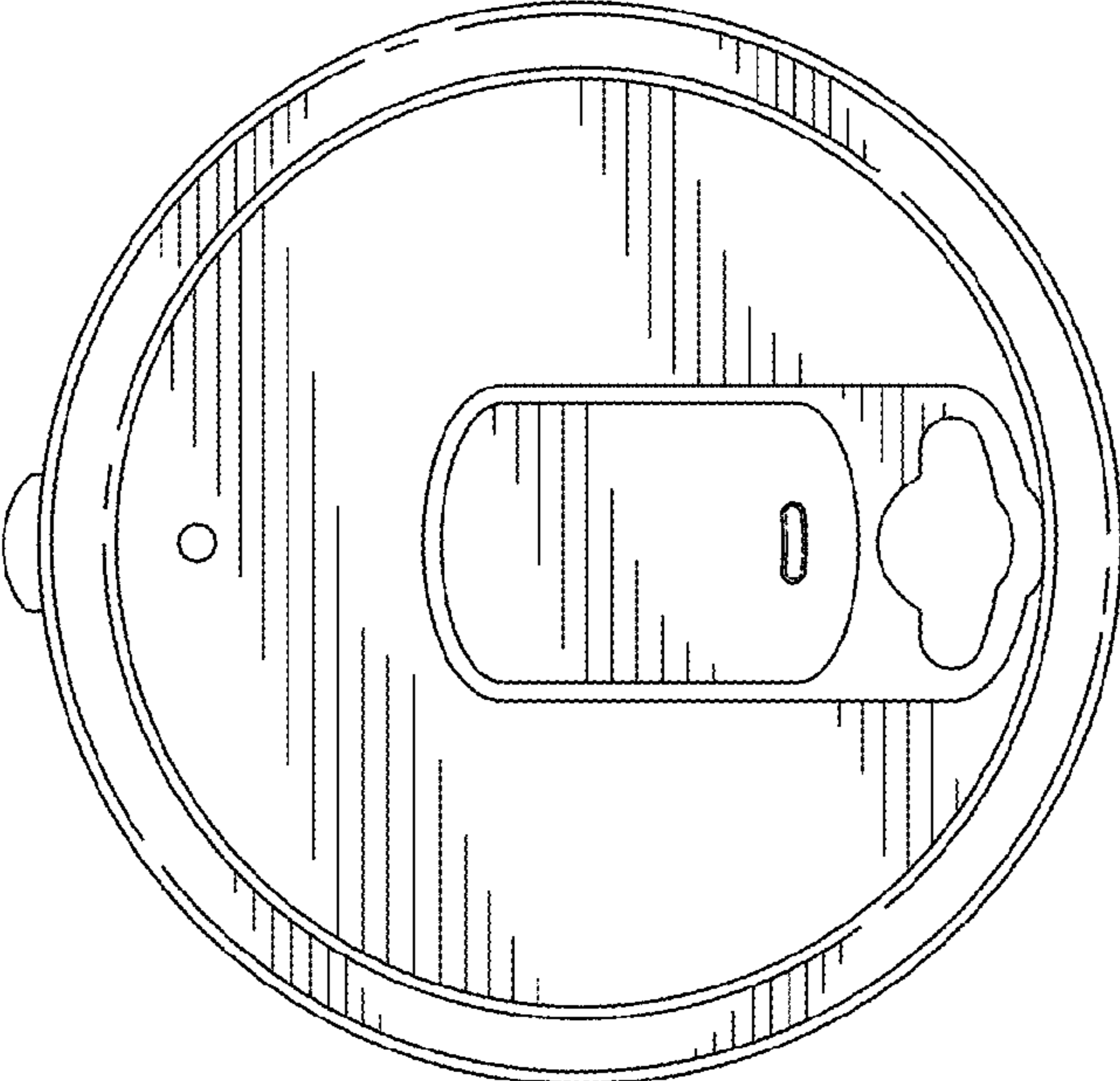


FIG. 6

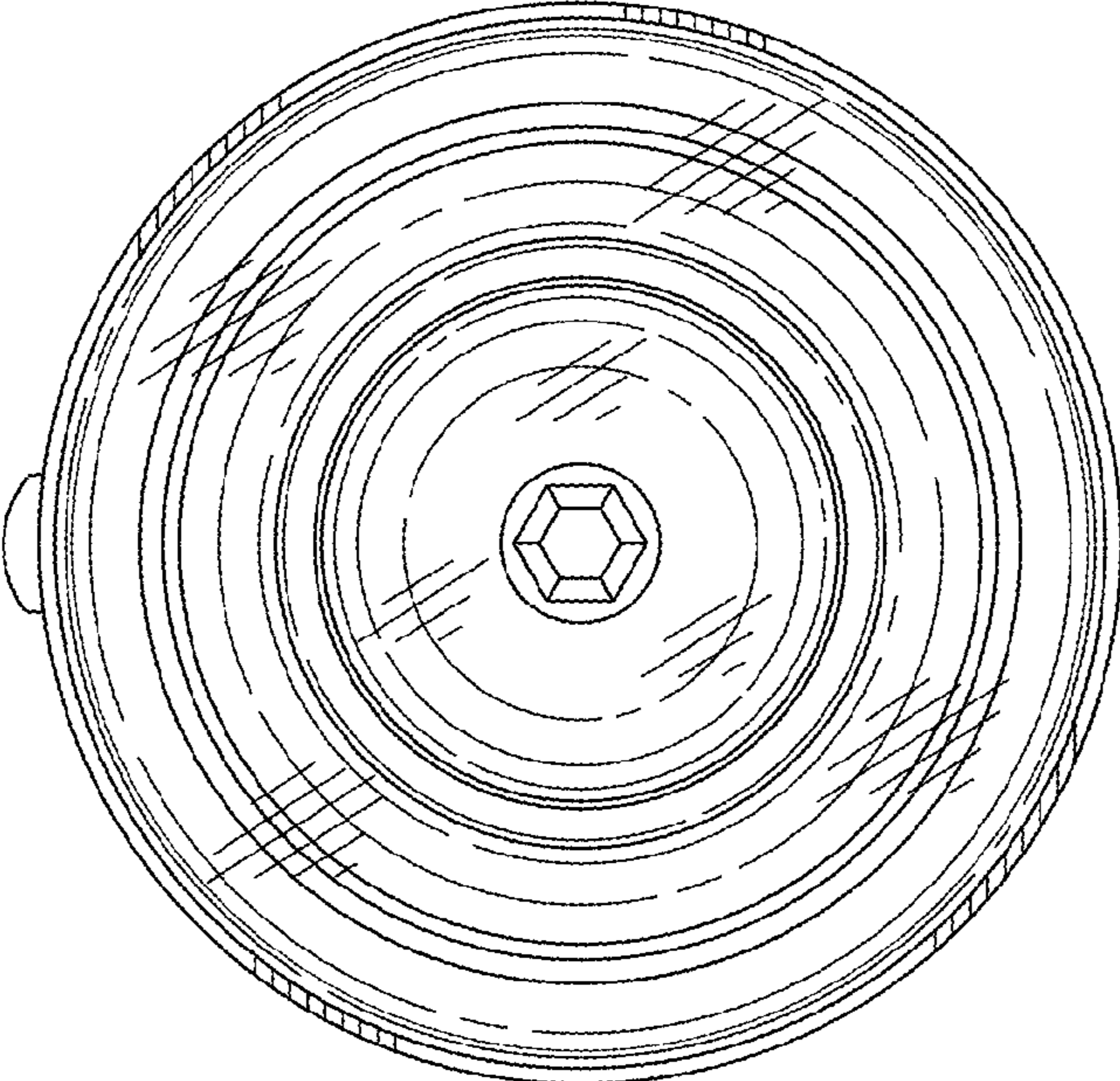


FIG. 7