



US00D744272S

(12) **United States Design Patent**
Muir et al.

(10) **Patent No.:** **US D744,272 S**
(45) **Date of Patent:** **** Dec. 1, 2015**

- (54) **BEVERAGE FOUNTAIN**
- (71) Applicant: **Sephra L.P.**, San Diego, CA (US)
- (72) Inventors: **Richard B. Muir**, San Diego, CA (US);
William F. Polley, Marco Island, FL
(US); **James D. Sabin**, San Diego, CA
(US)
- (73) Assignee: **Sephra L. P.**, San Diego, CA (US)
- (**) Term: **14 Years**
- (21) Appl. No.: **29/487,676**
- (22) Filed: **Apr. 10, 2014**

D65,124 S *	7/1924	Look	D7/308
D67,877 S *	7/1925	Curtiss	D7/313
D70,637 S *	7/1926	Weiss	D7/313
D71,787 S *	1/1927	Forshee	D7/313
D75,231 S *	5/1928	Forshee	D7/313
D75,749 S *	7/1928	Schott	D7/313
D87,298 S *	7/1932	Anderson et al.	D7/308
D93,648 S *	10/1934	Coleman	D7/308
D163,208 S *	5/1951	Light	D7/311
3,451,622 A *	6/1969	Forney	239/20
D222,696 S *	12/1971	Sampson	D7/304
D229,387 S *	11/1973	Gruber	D7/308
D282,340 S *	1/1986	Lam	D7/387
D419,637 S *	1/2000	Lavon et al.	D23/201
6,695,173 B1 *	2/2004	Fontana	222/212
6,705,492 B2 *	3/2004	Lowry	222/184
D489,930 S *	5/2004	Tse	D7/306
D493,673 S *	8/2004	Moffett et al.	D7/605
6,981,652 B2 *	1/2006	Lin	239/17
D547,376 S *	7/2007	Pachler	D19/61
D587,057 S *	2/2009	Mandel	D7/306

Related U.S. Application Data

- (63) Continuation of application No. 29/447,940, filed on Mar. 7, 2013, now Pat. No. Des. 705,590.
- (51) **LOC (10) Cl.** **07-01**
- (52) **U.S. Cl.**
USPC **D7/304; D23/201**
- (58) **Field of Classification Search**
USPC D7/306–311, 305, 300, 313, 605, 608,
D7/320, 312, 321, 304, 612, 613; 99/279,
99/284, 290, 280, 299, 307, 285, 305,
99/323.1, 312; 222/23, 129.1, 209,
222/189.06; 62/395; D20/1; D23/209, 207,
D23/202, 201; D6/543; D34/39; D9/633,
D9/773
CPC A47J 31/44; A47J 31/00; B67D 1/0041;
B67D 3/00
See application file for complete search history.

(Continued)

Primary Examiner — Marianne Pandozzi

(74) *Attorney, Agent, or Firm* — Knobbe Martens Olson & Bear LLP

(57) **CLAIM**

The ornamental design for a beverage fountain, as shown and described.

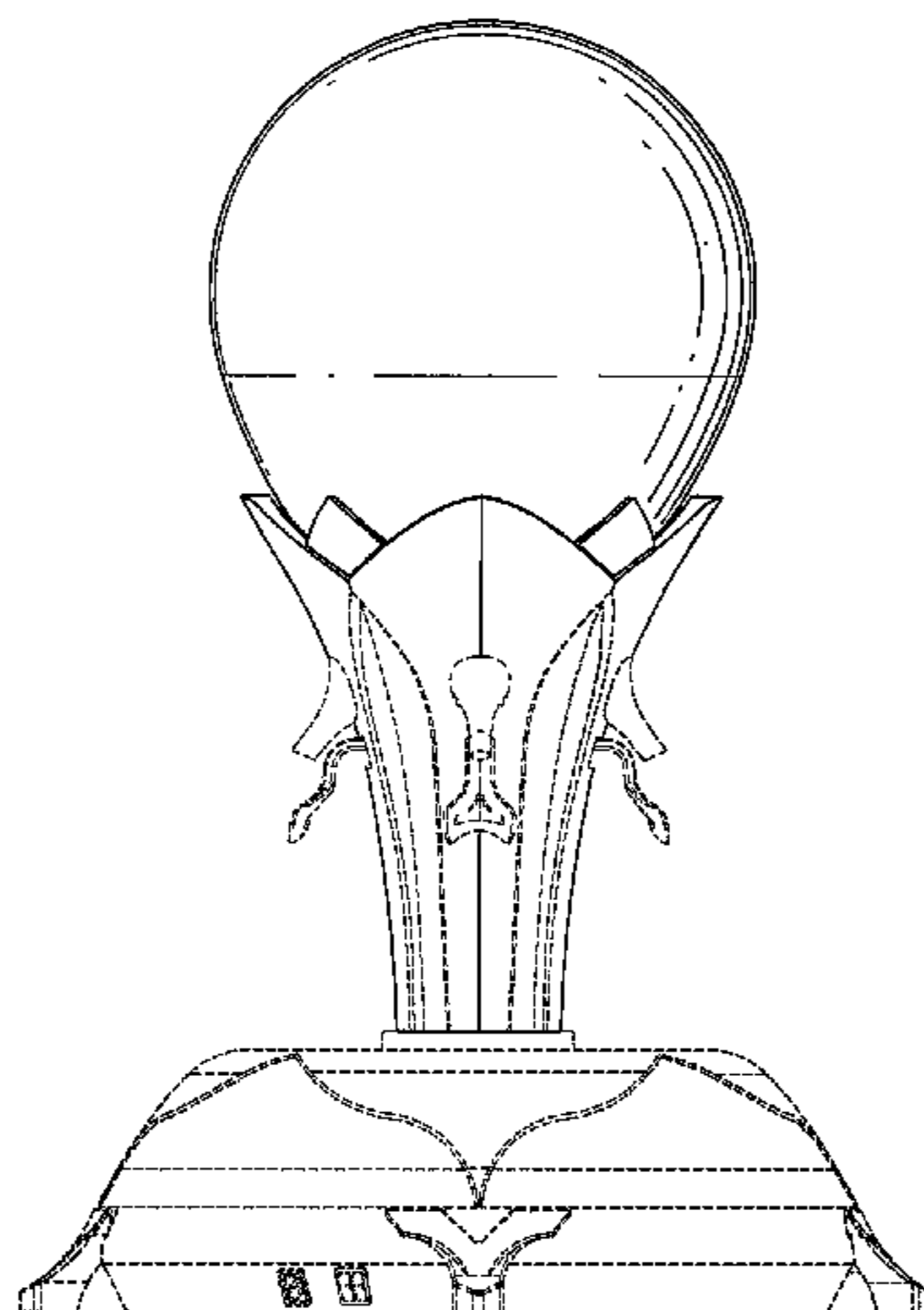
DESCRIPTION

FIG. 1 is a perspective view of a beverage fountain configured in accordance with the present invention;
 FIG. 2 is a front side view thereof, the back side view being a mirror image of the front side view;
 FIG. 3 is a right side view thereof, the left side view being a mirror image of the right side view;
 FIG. 4 is a top view thereof; and,
 FIG. 5 is a bottom view thereof.
 The broken lines in the drawings are included for the purpose of illustration and form no part of the claimed design.

1 Claim, 5 Drawing Sheets

(56) **References Cited**
 U.S. PATENT DOCUMENTS

D56,692 S *	11/1920	Cordley	D7/313
D57,814 S *	5/1921	Bourgeois	D7/313
D57,952 S *	5/1921	Travis	D7/308



US D744,272 S

Page 2

(56)

References Cited

U.S. PATENT DOCUMENTS

D680,295 S * 4/2013 Pennington D99/28
D689,978 S * 9/2013 Mei Ying D23/201

7,959,036 B2 * 6/2011 Koh 222/209 * cited by examiner

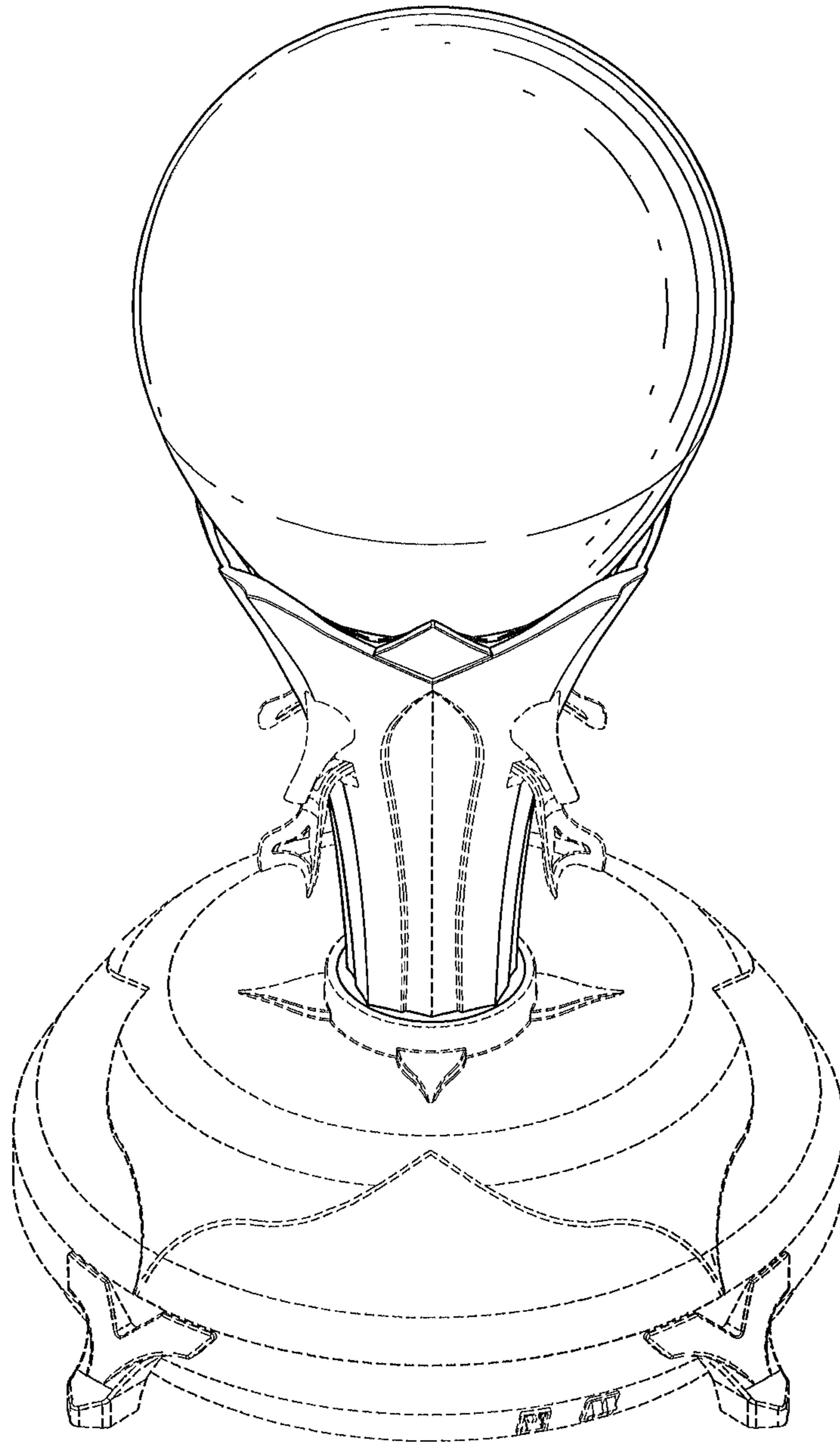


FIG. 1

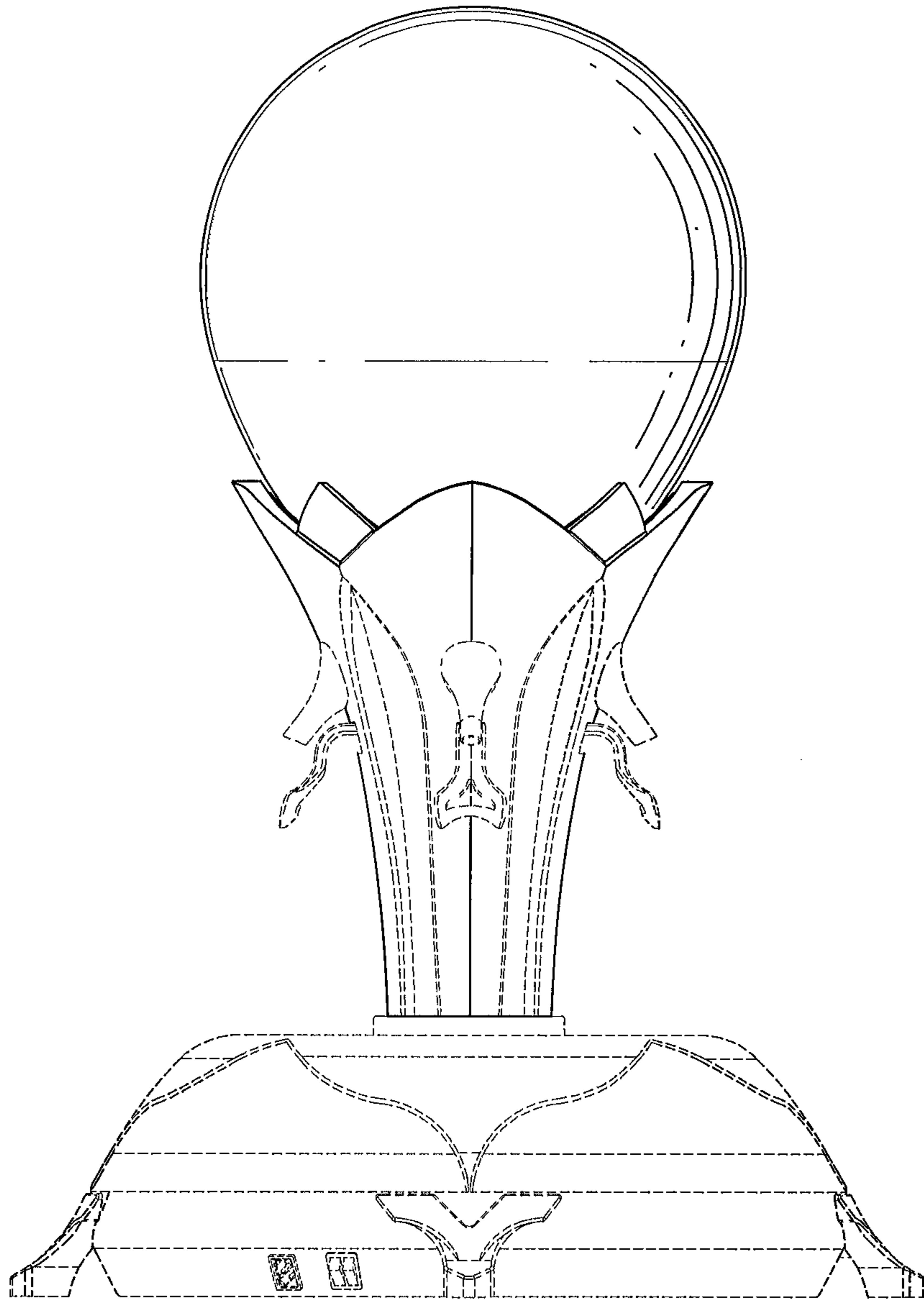


FIG. 2

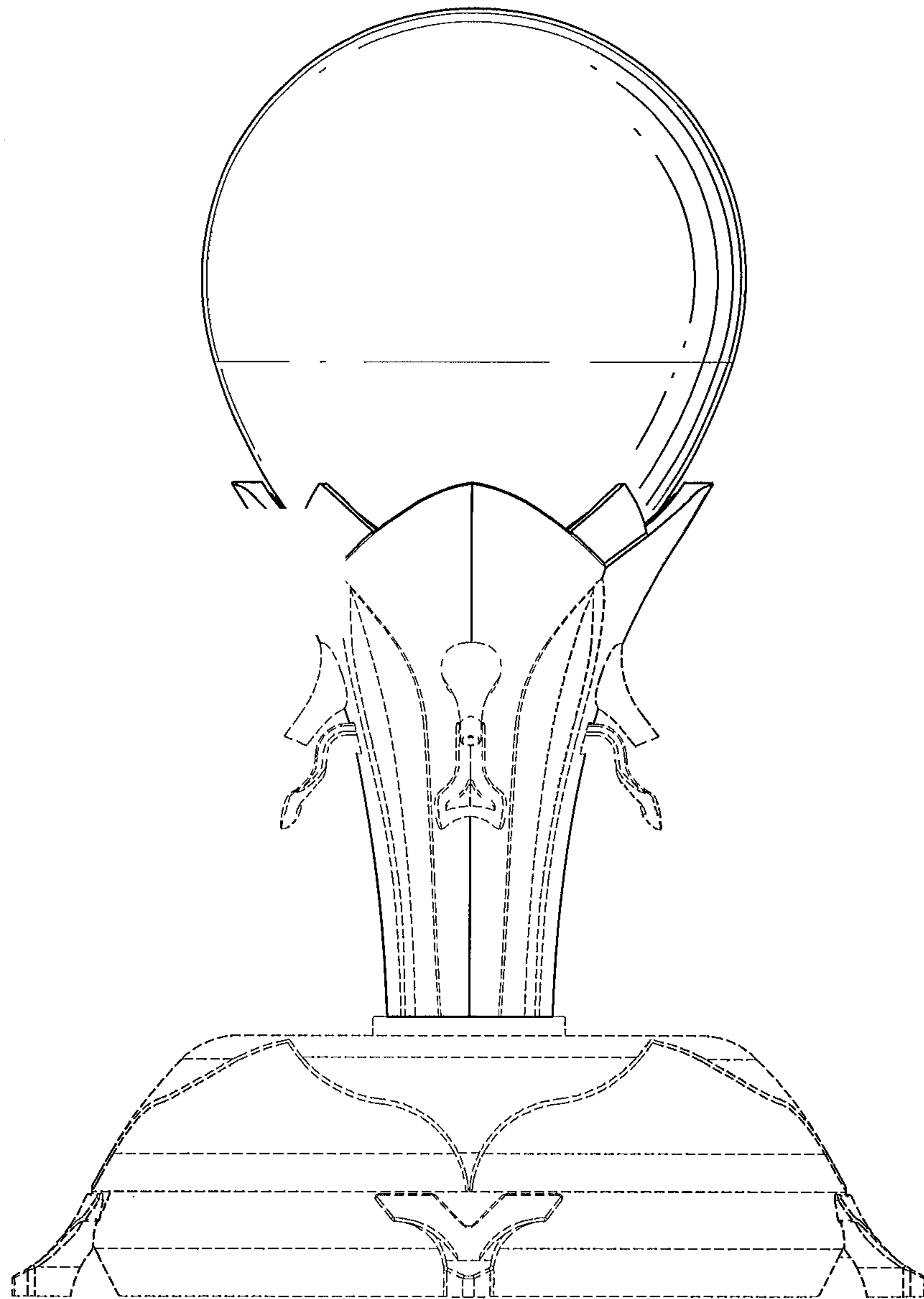


FIG. 3




FIG. 4

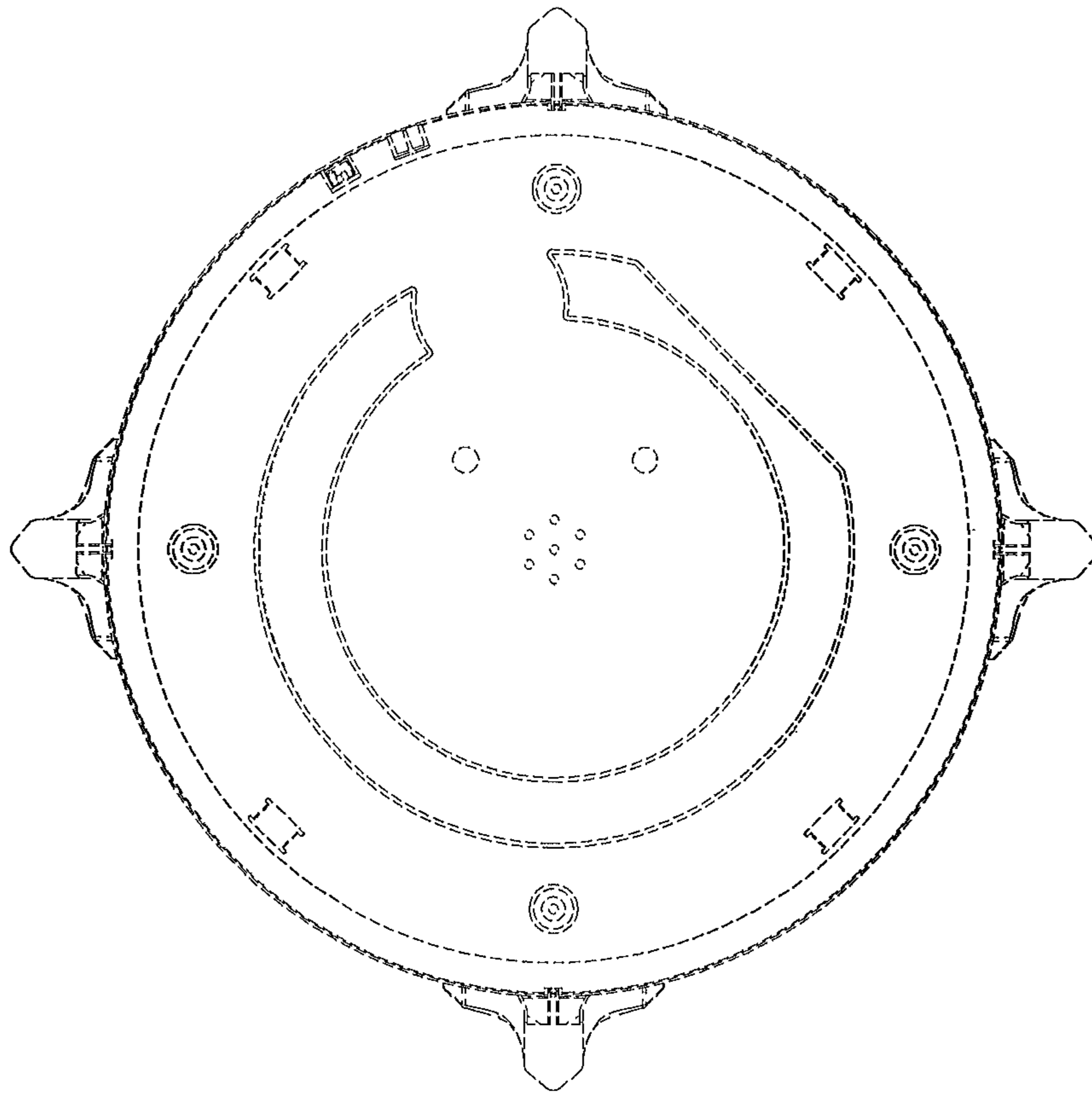


FIG. 5