



US00D744269S

(12) **United States Design Patent**
Lah

(10) **Patent No.:** **US D744,269 S**

(45) **Date of Patent:** **** Dec. 1, 2015**

(54) **LEG FOR COT**

(71) Applicant: **Jeh-Kun Lah**, Seoul (KR)

(72) Inventor: **Jeh-Kun Lah**, Seoul (KR)

(**) Term: **14 Years**

(21) Appl. No.: **29/488,407**

(22) Filed: **Apr. 18, 2014**

(30) **Foreign Application Priority Data**

Nov. 5, 2013 (KR) 30-2013-0055617

(51) **LOC (10) Cl.** **06-06**

(52) **U.S. Cl.**

USPC **D6/709.2**; D6/718

(58) **Field of Classification Search**

USPC D6/382-384, 392, 393, 349, 718,
D6/718.11, 718.12, 708.16, 709.2, 691.6,
D6/692.4

CPC A47C 19/00; A47C 17/64; A47C 17/68;
A47C 19/024; A47C 17/70; A47C 19/12

See application file for complete search history.

(56) **References Cited**

U.S. PATENT DOCUMENTS

2,534,019	A *	12/1950	Griswold	482/28
4,219,896	A *	9/1980	Behel	5/114
8,806,675	B2 *	8/2014	Lah	5/111
D732,865	S *	6/2015	Roso	D6/709.2
2006/0000020	A1 *	1/2006	Matheus et al.	5/110
2006/0059620	A1 *	3/2006	Holub	5/114

* cited by examiner

Primary Examiner — Janice Seeger

(74) *Attorney, Agent, or Firm* — Nixon Peabody LLP;
Jeffrey L. Costellia

(57) **CLAIM**

The ornamental design for a leg for a cot, as shown and described.

DESCRIPTION

FIG. 1 is a perspective view of new design for a leg for cot as shown in the drawings;
FIG. 2 is a front elevation view;
FIG. 3 is a rear elevation view;
FIG. 4 is a left side view;
FIG. 5 is a right side view;
FIG. 6 is a top plan view; and,
FIG. 7 is a bottom plan view.

1 Claim, 4 Drawing Sheets

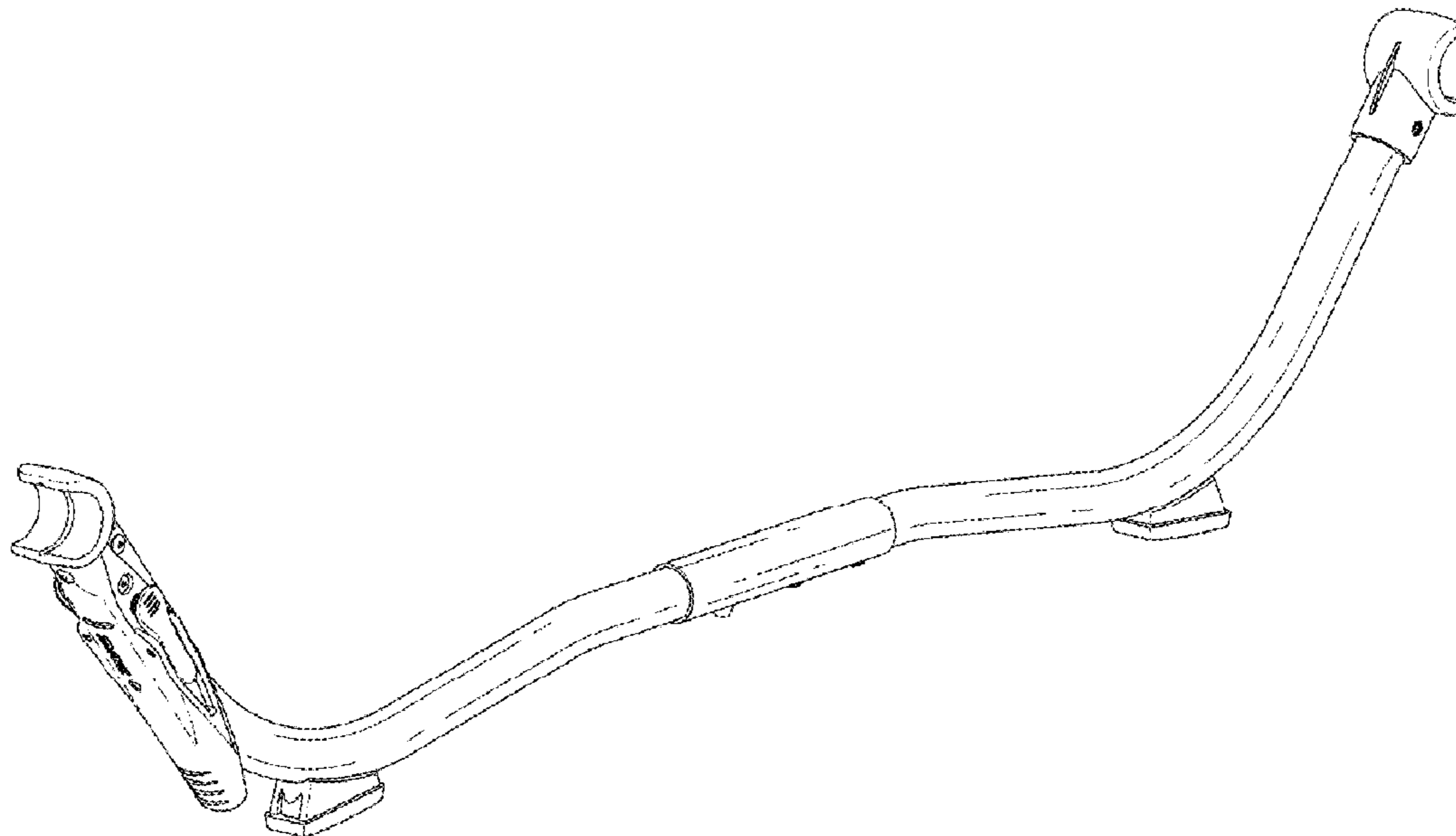


Fig. 1

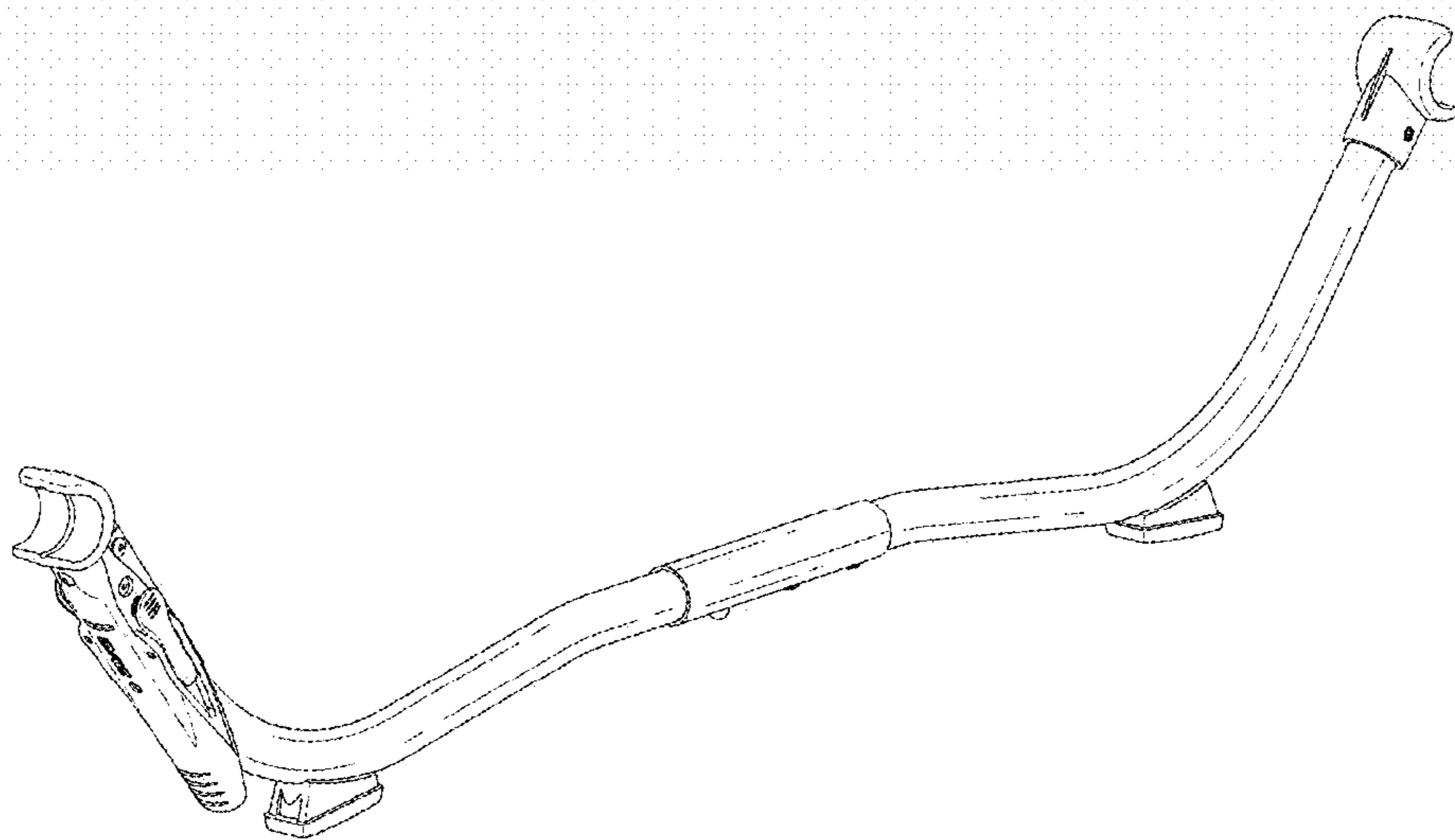


Fig. 2

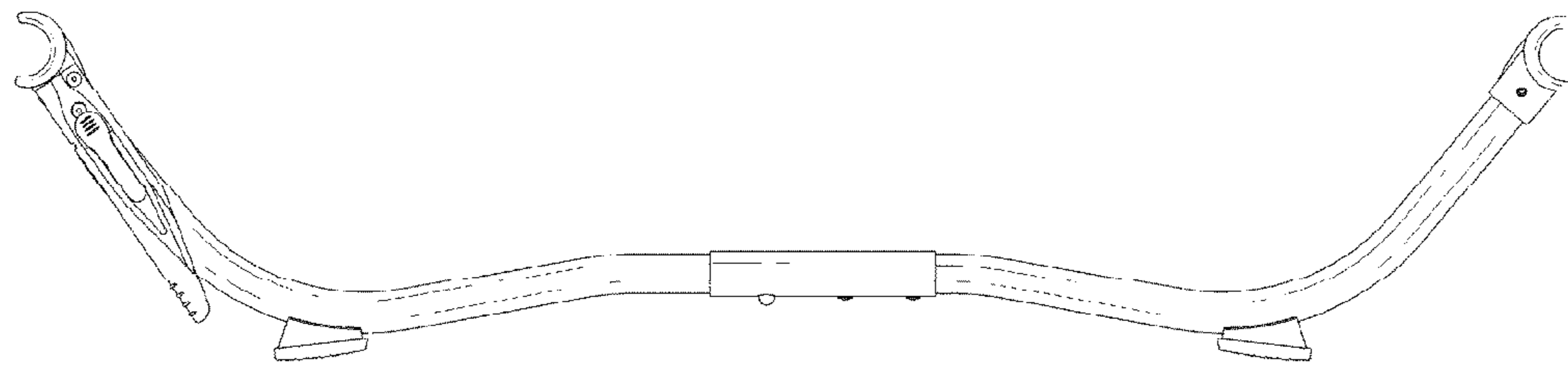


Fig. 3

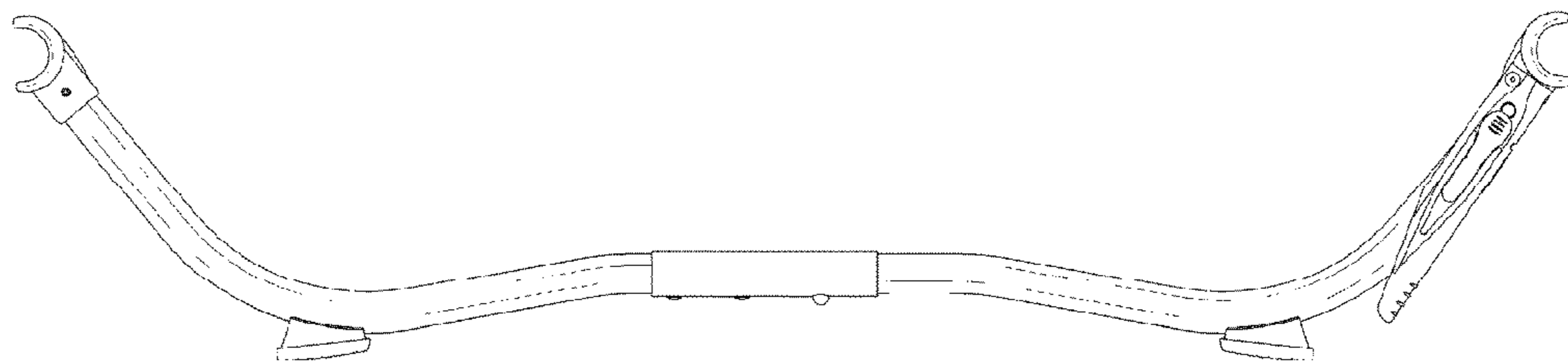


Fig. 4

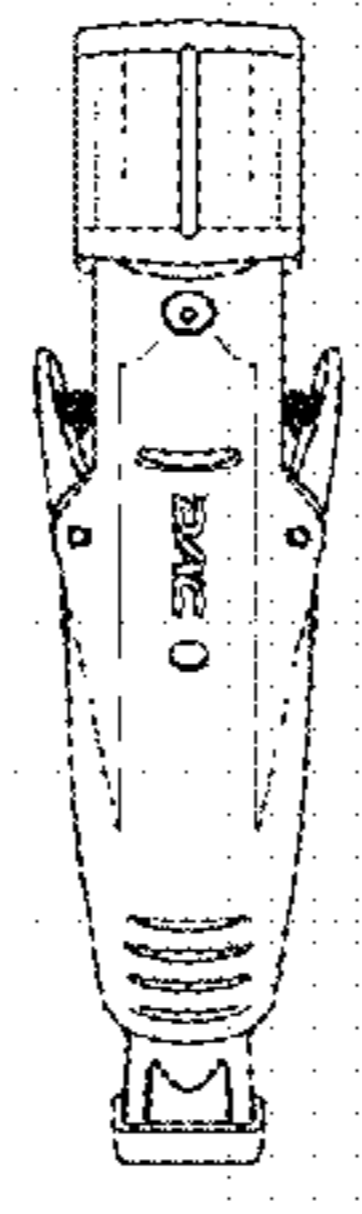


Fig. 5

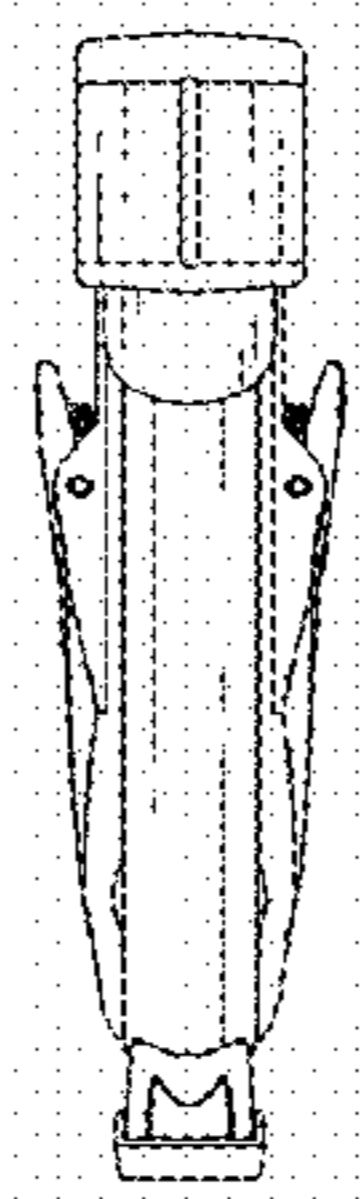


Fig. 6

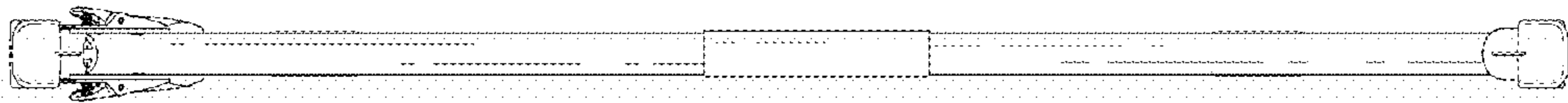


Fig. 7

