



US00D744262S

(12) **United States Design Patent**  
**Waugh et al.**

(10) **Patent No.:** **US D744,262 S**

(45) **Date of Patent:** **\*\* Dec. 1, 2015**

(54) **CUSHION**

(71) Applicants: **Anna Waugh**, Staffordshire (GB); **Neil James Waugh**, Staffordshire (GB)

(72) Inventors: **Anna Waugh**, Staffordshire (GB); **Neil James Waugh**, Staffordshire (GB)

(73) Assignee: **Anna Waugh**, Staffordshire (GB)

(\*\*) Term: **14 Years**

(21) Appl. No.: **29/471,117**

(22) Filed: **Oct. 28, 2013**

(30) **Foreign Application Priority Data**

Jul. 12, 2013 (GB) ..... 4030719

(51) **LOC (10) Cl.** ..... **06-09**

(52) **U.S. Cl.**  
USPC ..... **D6/601**

(58) **Field of Classification Search**

USPC ..... D6/595-601, 604, 605; D21/803, 809;  
D24/183, 190-193; 5/420, 630-651,  
5/652, 655.3, 655.9, 656, 706, 710,  
5/690-692, 900, 902, 910, 922, 928-930,  
5/932, 935, 948, 953; 128/202.18;  
441/40, 66, 80-81, 127; D7/553.2,  
D7/553.5; 297/219.1, 219.12  
CPC ..... A47G 9/10; A47G 9/1009; A47G  
2009/1018; A47G 9/1027; A47G 9/1036;  
A47G 9/1045; A47G 9/1063; A47G 9/1072;  
A47G 9/1081; A47G 9/109

See application file for complete search history.

(56) **References Cited**

U.S. PATENT DOCUMENTS

D345,668	S	*	4/1994	Braly	.....	D6/601
5,878,453	A	*	3/1999	Stokes	.....	5/648
D465,686	S	*	11/2002	Hwong	.....	D6/601
D474,364	S	*	5/2003	Arcieri	.....	D6/601
D497,507	S	*	10/2004	Keilhauer	.....	D6/601
D599,603	S	*	9/2009	Berland et al.	.....	D6/601
D611,285	S	*	3/2010	Berland et al.	.....	D6/601
D681,995	S	*	5/2013	Davis et al.	.....	D6/601
2008/0134437	A1	*	6/2008	Small	.....	5/632

\* cited by examiner

*Primary Examiner* — Karen E Kearney

*Assistant Examiner* — Nathaniel D Buckner

(74) *Attorney, Agent, or Firm* — Klarquist Sparkman, LLP

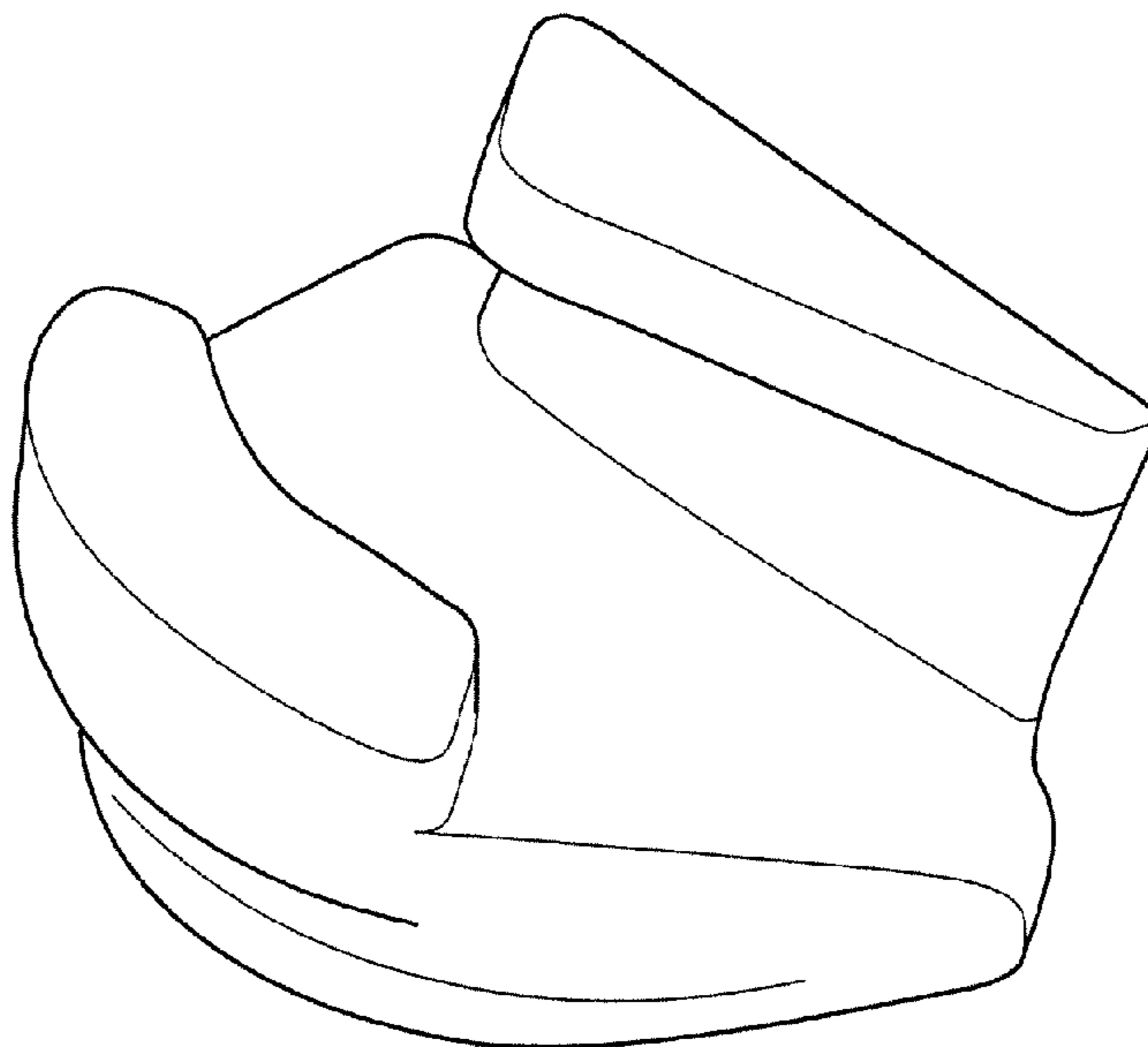
(57) **CLAIM**

We claim the ornamental design for a cushion, as shown and described.

**DESCRIPTION**

FIG. 1 is a left perspective view of a cushion.  
FIG. 2 is a right perspective view of the cushion of FIG. 1.  
FIG. 3 is a bottom plan view of the cushion of FIG. 1.  
FIG. 4 is a left side elevation view of the cushion of FIG. 1.  
FIG. 5 is a right side elevation view of the cushion of FIG. 1;  
and,  
FIG. 6 is a top plan view of the cushion of FIG. 1.  
The broken lines in FIG. 3 represent portions of the cushion which form no part of the claimed design.

**1 Claim, 5 Drawing Sheets**



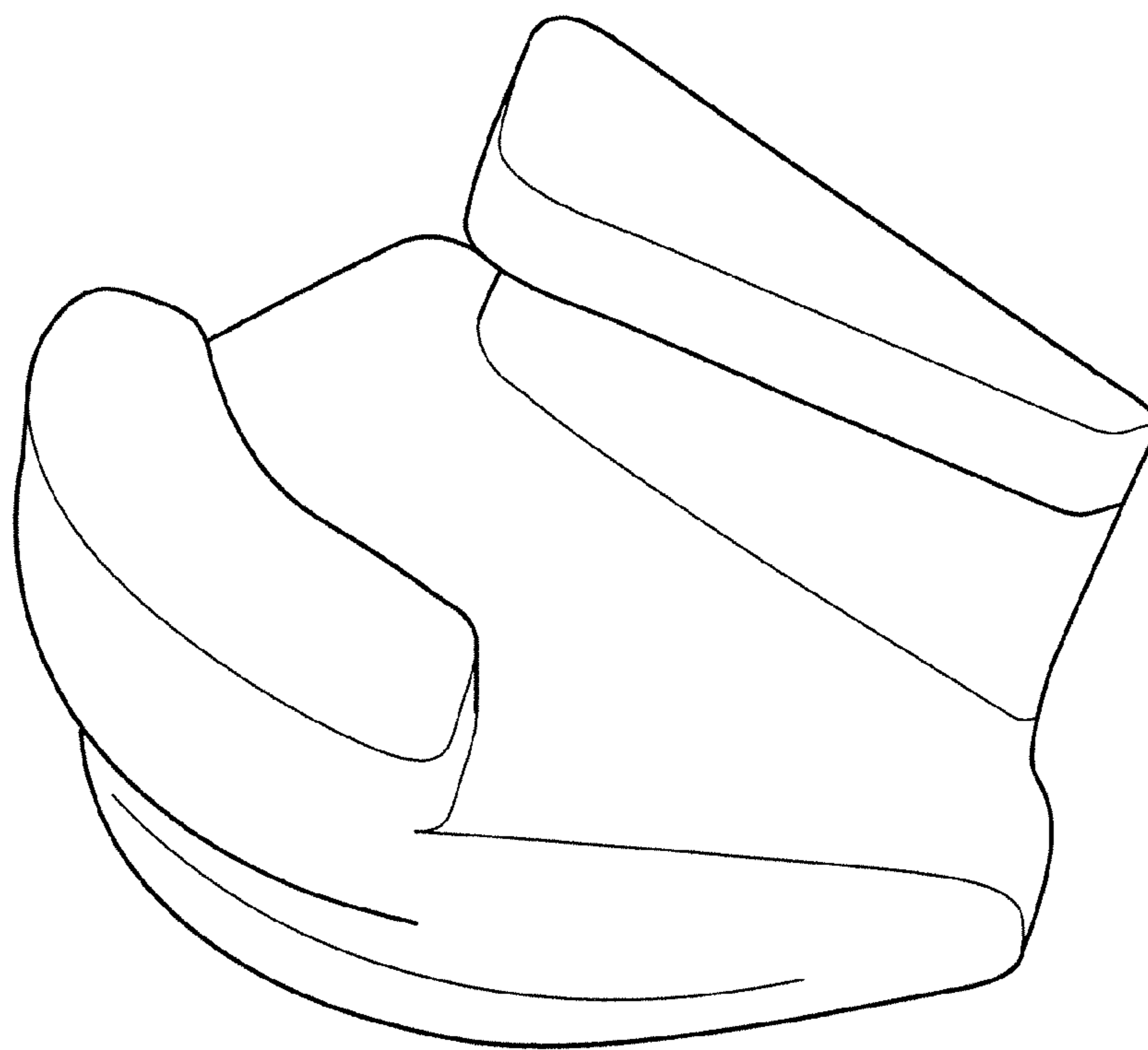


FIG. 1

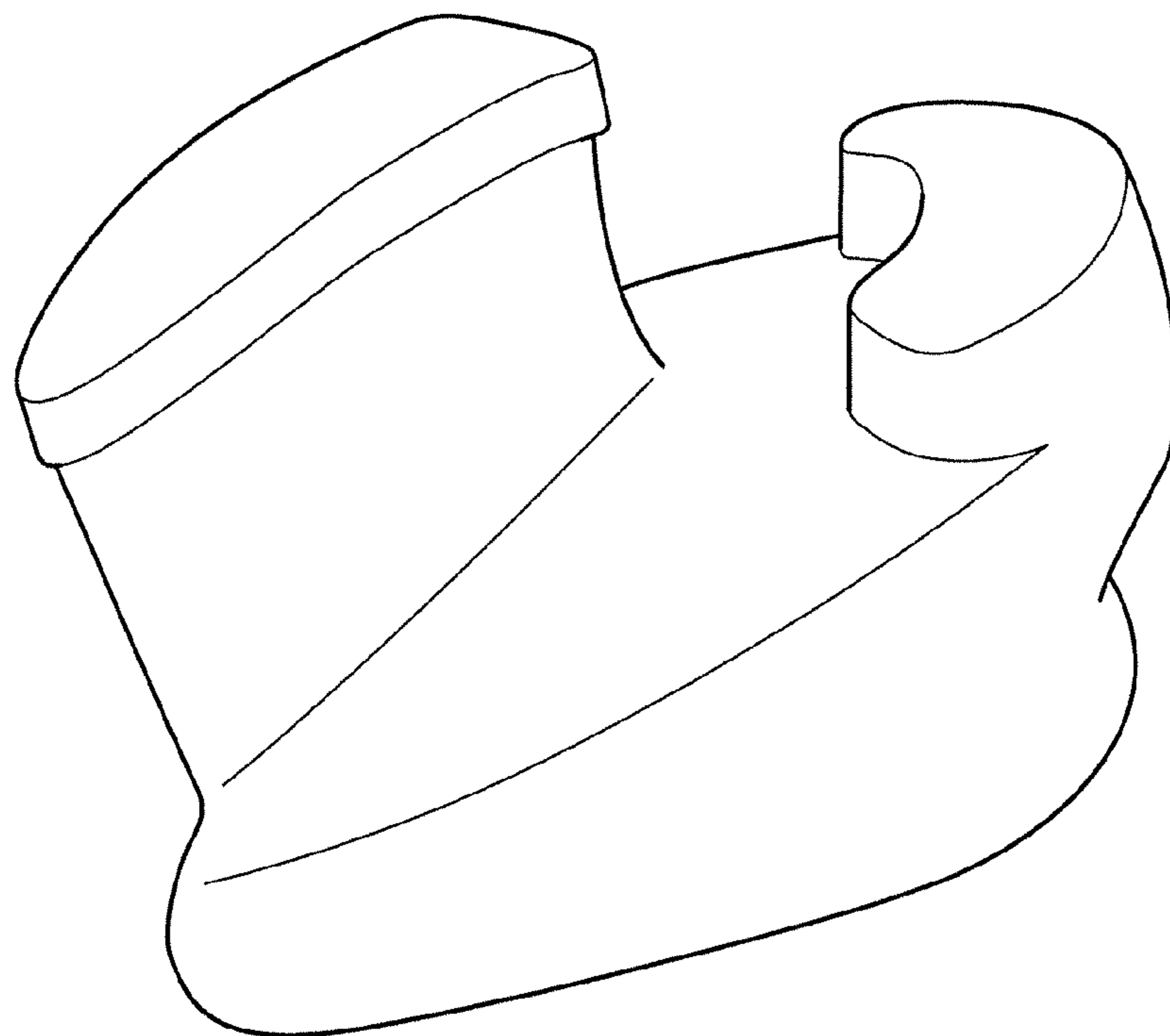


FIG. 2

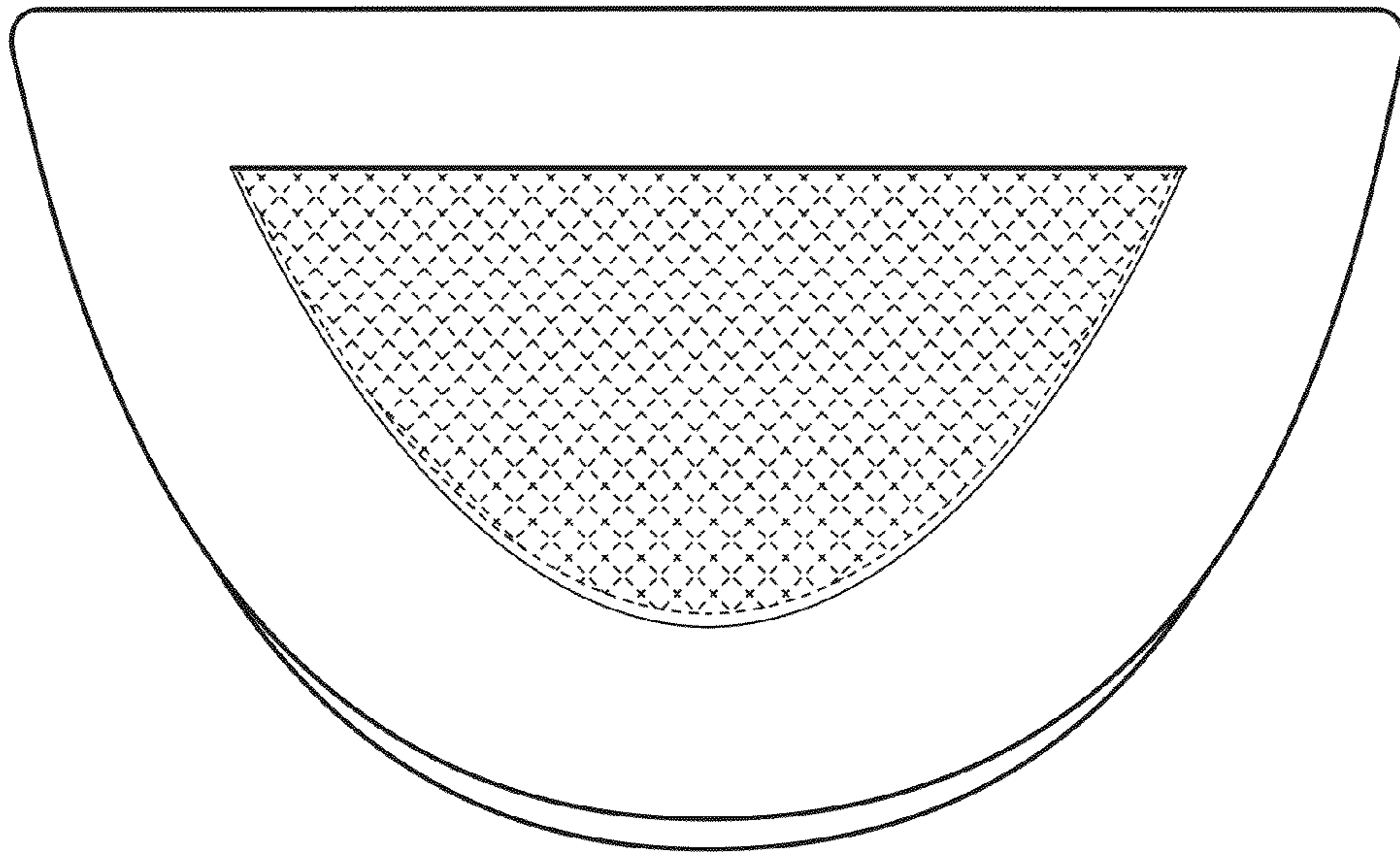


FIG. 3

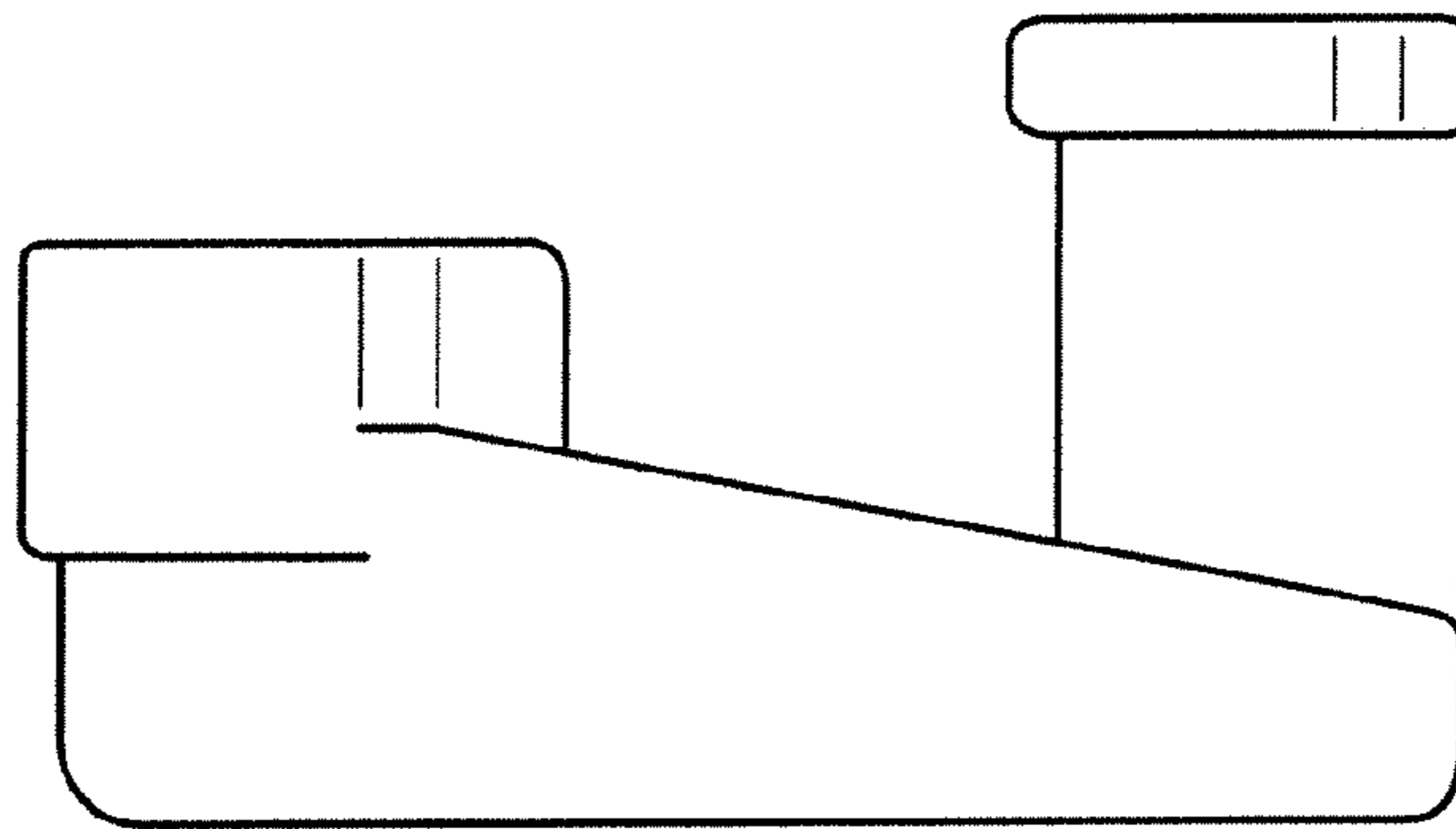


FIG. 4

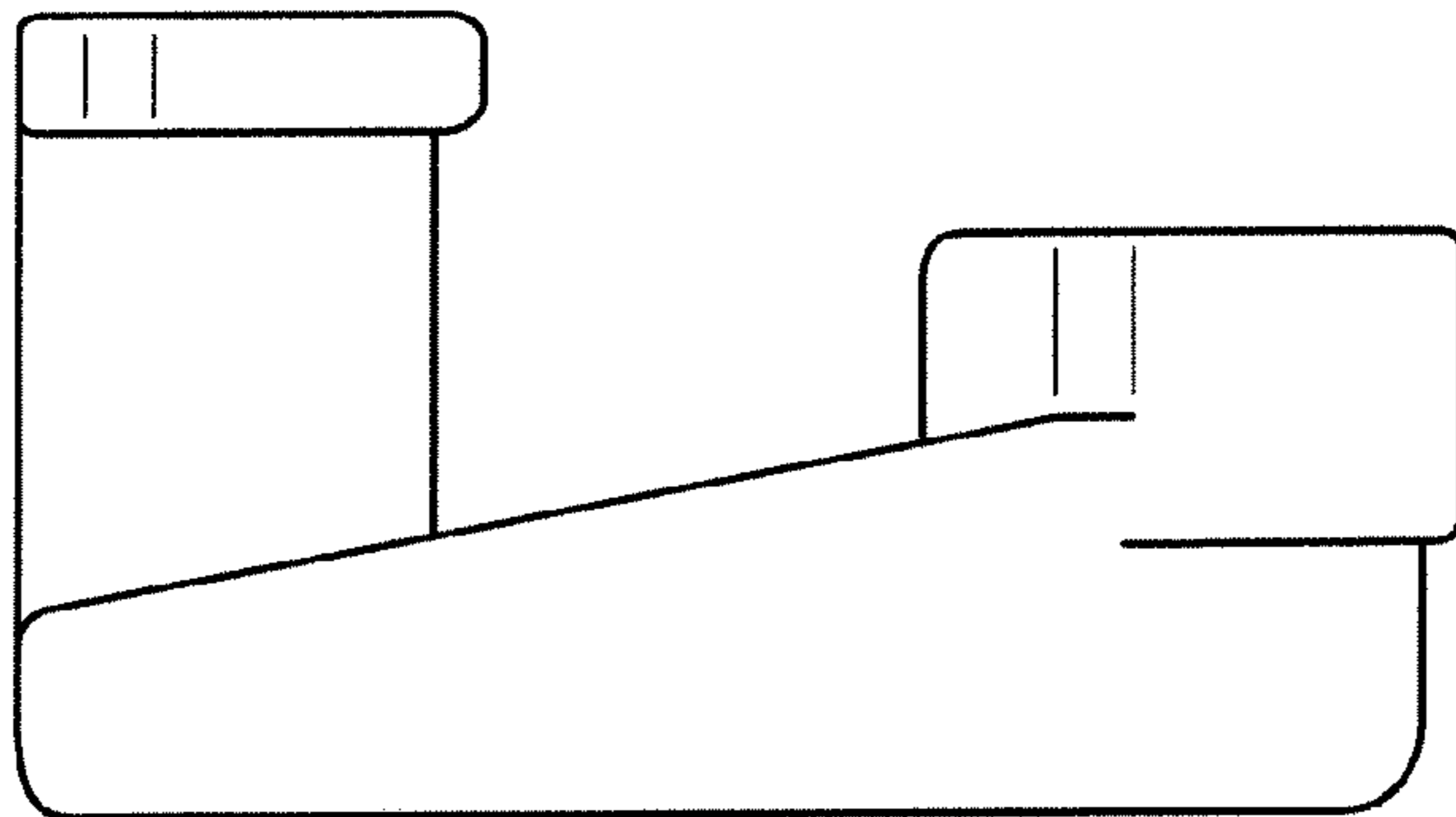


FIG. 5

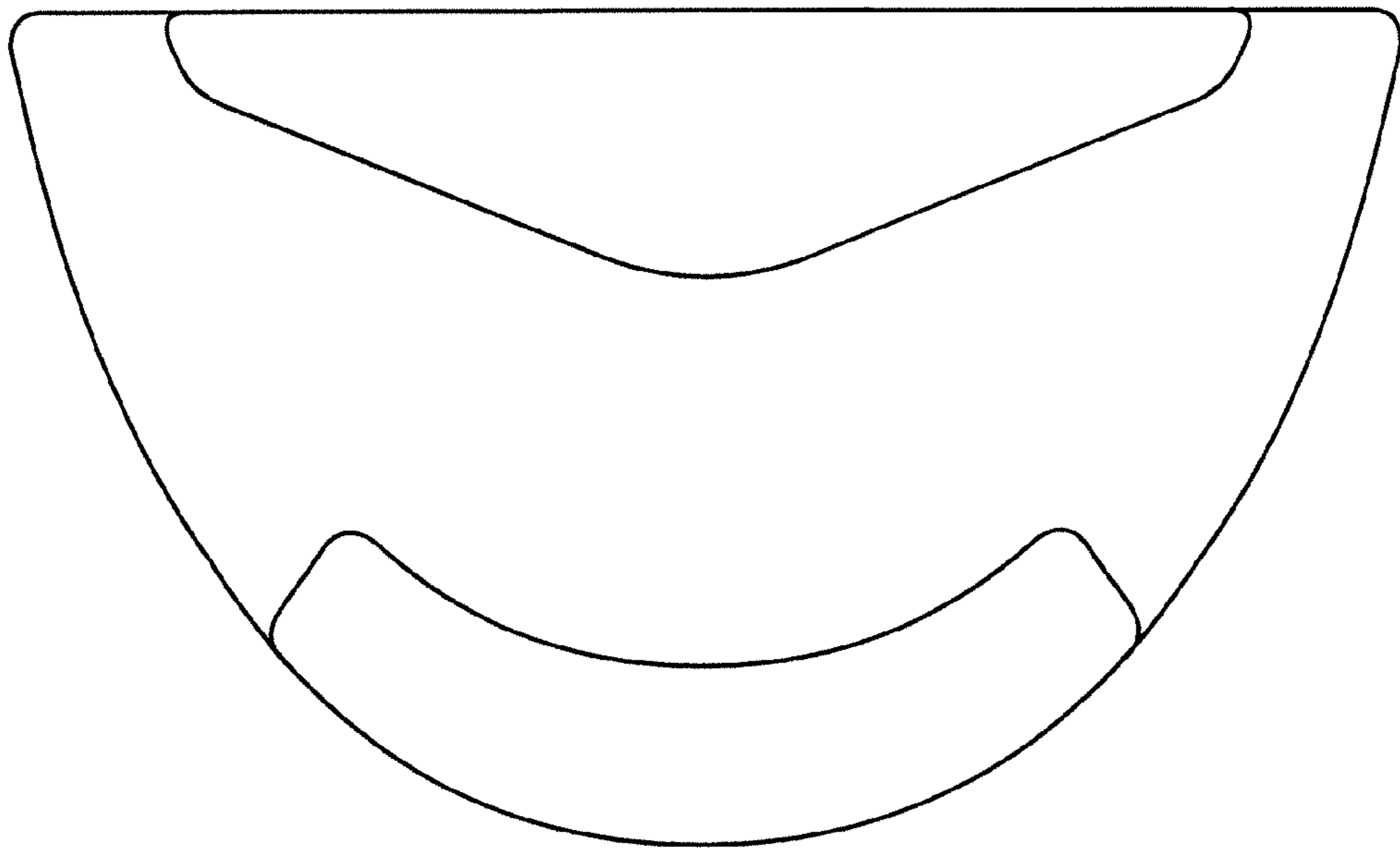


FIG. 6