



US00D744258S

(12) **United States Design Patent**
O'Hara

(10) **Patent No.:** **US D744,258 S**

(45) **Date of Patent:** **** Dec. 1, 2015**

- (54) **HANGING CORNER SHELF ASSEMBLY**
- (71) Applicant: **Barbara O'Hara**, Maitland, FL (US)
- (72) Inventor: **Barbara O'Hara**, Maitland, FL (US)
- (73) Assignee: **University of Central Florida Research Foundation, Inc.**, Orlando, FL (US)
- (**) Term: **14 Years**
- (21) Appl. No.: **29/513,214**
- (22) Filed: **Dec. 29, 2014**

2,036,184 A	4/1936	Murray	
2,261,078 A	10/1941	Shockey	
2,289,451 A	7/1942	Porcelli	
2,340,545 A	2/1944	Dana	
D139,472 S *	11/1944	Hose	D6/562
2,465,635 A	3/1949	Conterio	
2,472,004 A	5/1949	Czemiewicz	
2,522,442 A *	9/1950	Garris	D6/562
2,582,557 A	1/1952	Palkman	
2,657,811 A	11/1953	William	
2,665,250 A	1/1954	Wilinger et al.	
D175,229 S *	7/1955	Neufeld	D6/562
2,815,910 A	12/1957	Baker	
3,008,585 A	11/1961	McNeill	
3,175,696 A	3/1965	Milbourne	
3,392,847 A	7/1968	Holland et al.	
3,692,265 A	9/1972	Barriger	
4,760,800 A	8/1988	Hanson	
D307,222 S *	4/1990	Korpjako et al.	D6/562
D314,477 S	2/1991	Richter	
5,040,468 A	8/1991	Miller et al.	
D328,994 S	9/1992	Jurgens	
5,291,700 A	3/1994	Chew	

Related U.S. Application Data

- (63) Continuation of application No. 13/411,013, filed on Mar. 2, 2012.
- (51) **LOC (10) Cl.** **06-06**
- (52) **U.S. Cl.**
USPC **D6/513; D6/562**
- (58) **Field of Classification Search**
USPC D6/524, 525, 329, 397, 562; D7/500, D7/505, 555, 601, 701, 637; D11/131, D11/143, 146, 152; D28/73
CPC .. A47B 96/066; A47B 23/025; A47B 43/003; A47C 21/00; A47D 13/00
See application file for complete search history.

(Continued)

Primary Examiner — Brian N Vinson

(74) *Attorney, Agent, or Firm* — Timothy H. Van Dyke; Beusse, Wolter, Sanks & Maire, PLLC

(57) **CLAIM**

The ornamental design for a hanging corner shelf assembly, as shown and described.

DESCRIPTION

FIG. 1 is a top, front and left side perspective view of a hanging corner shelf assembly showing a first embodiment of design;

FIG. 2 is a front elevational view thereof;

FIG. 3 is a rear elevational view thereof;

FIG. 4 is a right side elevational view thereof;

FIG. 5 is a top plan view thereof; and,

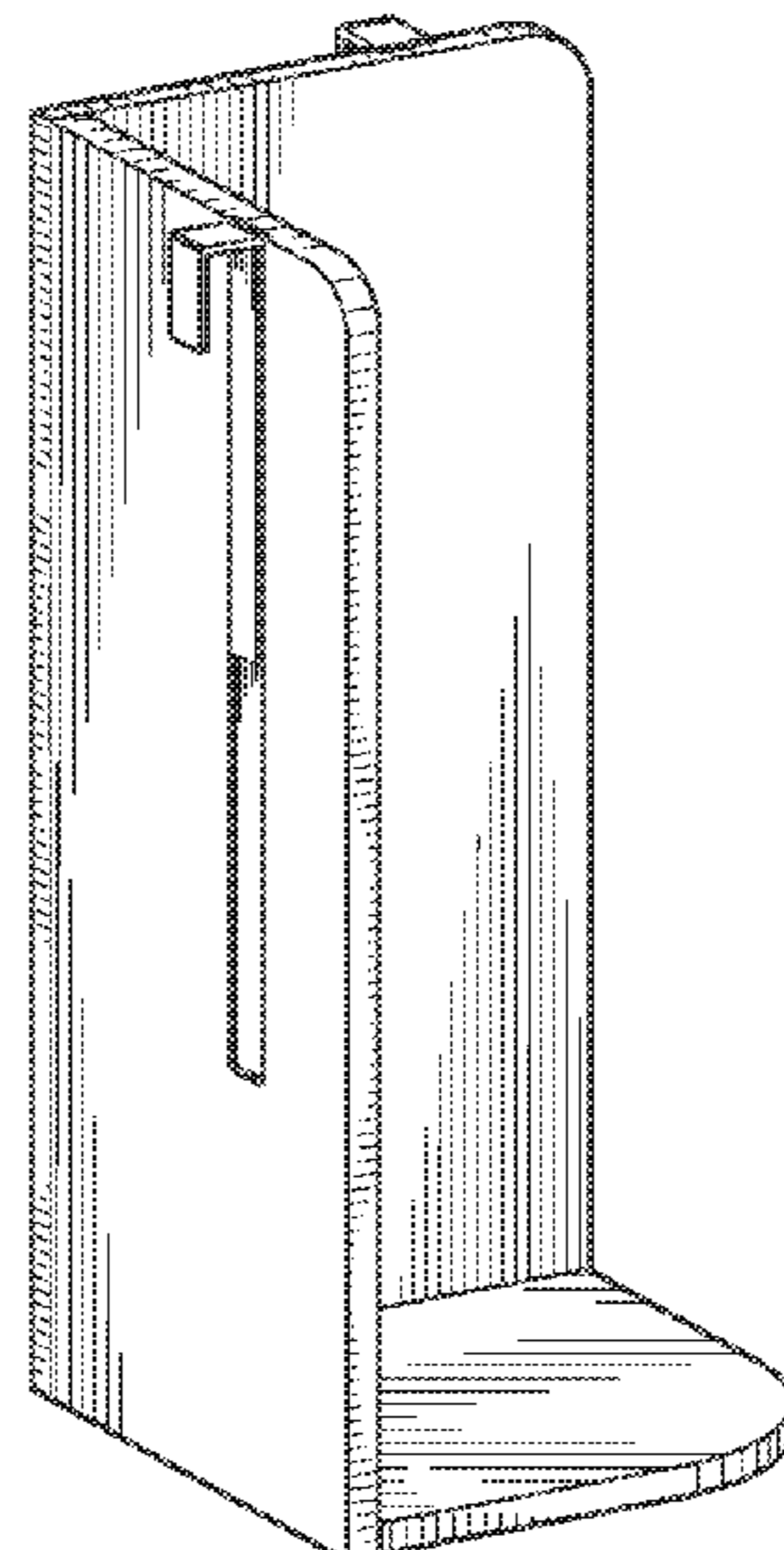
FIG. 6 is a bottom plan view thereof.

1 Claim, 2 Drawing Sheets

(56) **References Cited**

U.S. PATENT DOCUMENTS

116,862 A	7/1871	Peirce
939,005 A	11/1909	Goedeke
975,619 A	11/1910	Hollander
1,159,813 A	11/1915	Volkhardt
1,286,588 A	12/1918	Goodykoontz
1,325,143 A	12/1919	Conterio
1,455,569 A	5/1923	Caminoni, Jr.
1,654,409 A	12/1927	Browne
1,757,398 A	5/1930	Squires



(56)

References Cited

U.S. PATENT DOCUMENTS

5,312,078 A	5/1994	Marsh	6,267,257 B1	7/2001	DeBruyn
5,349,909 A	9/1994	Smit et al.	6,418,590 B1	7/2002	Nipper et al.
D388,642 S	1/1998	Winter	6,588,030 B1	7/2003	Wulff
5,724,894 A	3/1998	Knorovsky	6,591,762 B1	7/2003	Haghayegh
5,732,421 A	3/1998	Scherberger	6,658,696 B2	12/2003	Buckelew
D409,868 S	5/1999	France	6,688,238 B1	2/2004	Alexiou
5,983,805 A	11/1999	Waluda	6,769,750 B2	8/2004	Hughes et al.
5,996,506 A	12/1999	Woytovich	7,226,027 B1	6/2007	Feeley
6,015,123 A	1/2000	Perez et al.	7,621,223 B2	11/2009	Haghayegh
6,079,336 A	6/2000	Lindstrom	7,938,279 B2	5/2011	Kaplan
6,196,139 B1	3/2001	Jensen et al.	7,987,535 B1	8/2011	Tesch
6,223,914 B1	5/2001	Snell	8,015,929 B2	9/2011	Tyner
D444,017 S *	6/2001	Walker	8,225,435 B2	7/2012	Kik et al.
		D6/562	8,297,205 B2	10/2012	Kauffman
			2008/0224004 A1	9/2008	Gallien
			2010/0155350 A1	6/2010	Kaplan

* cited by examiner

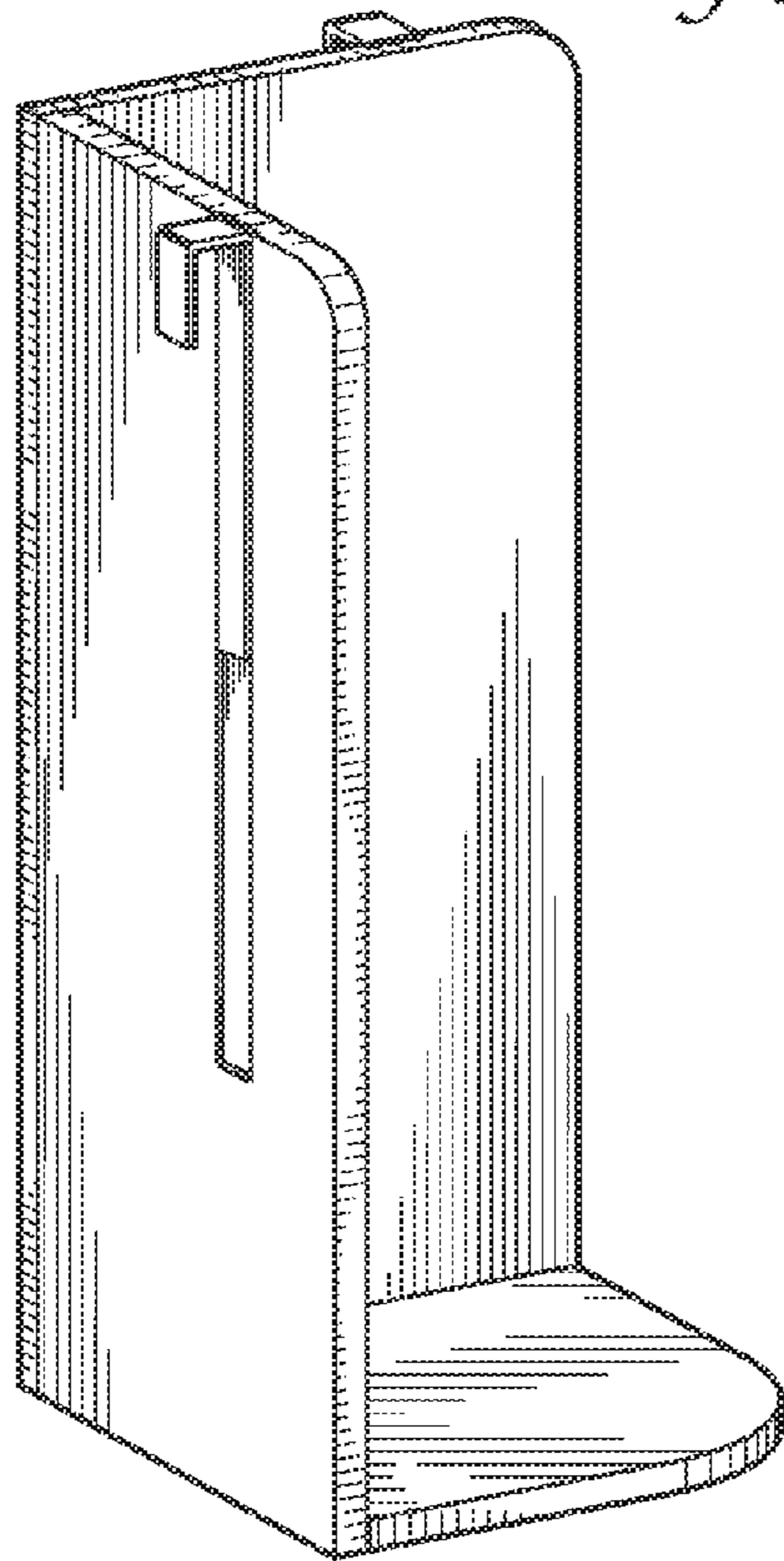


Fig. 1

Fig. 2

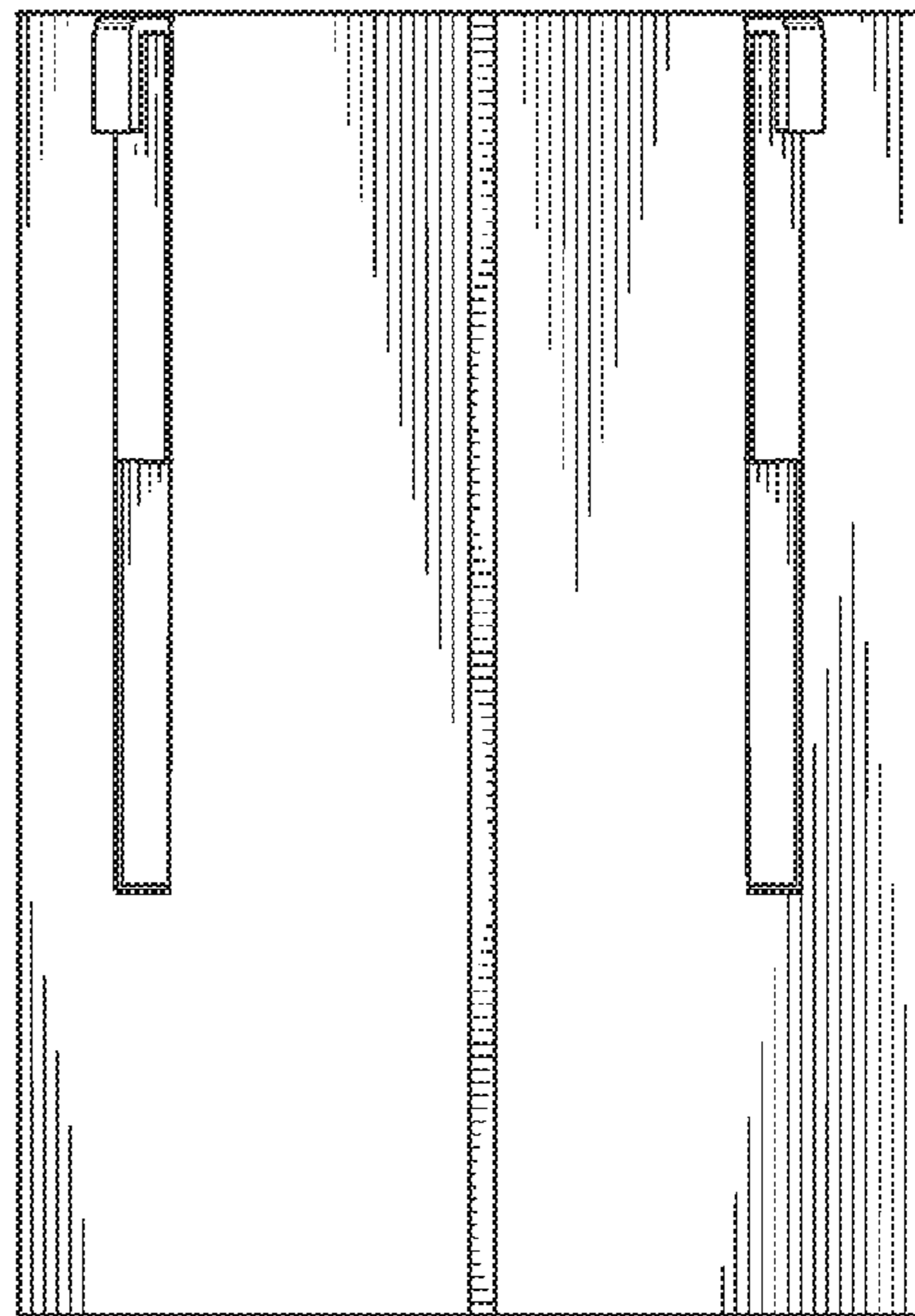



Fig. 3

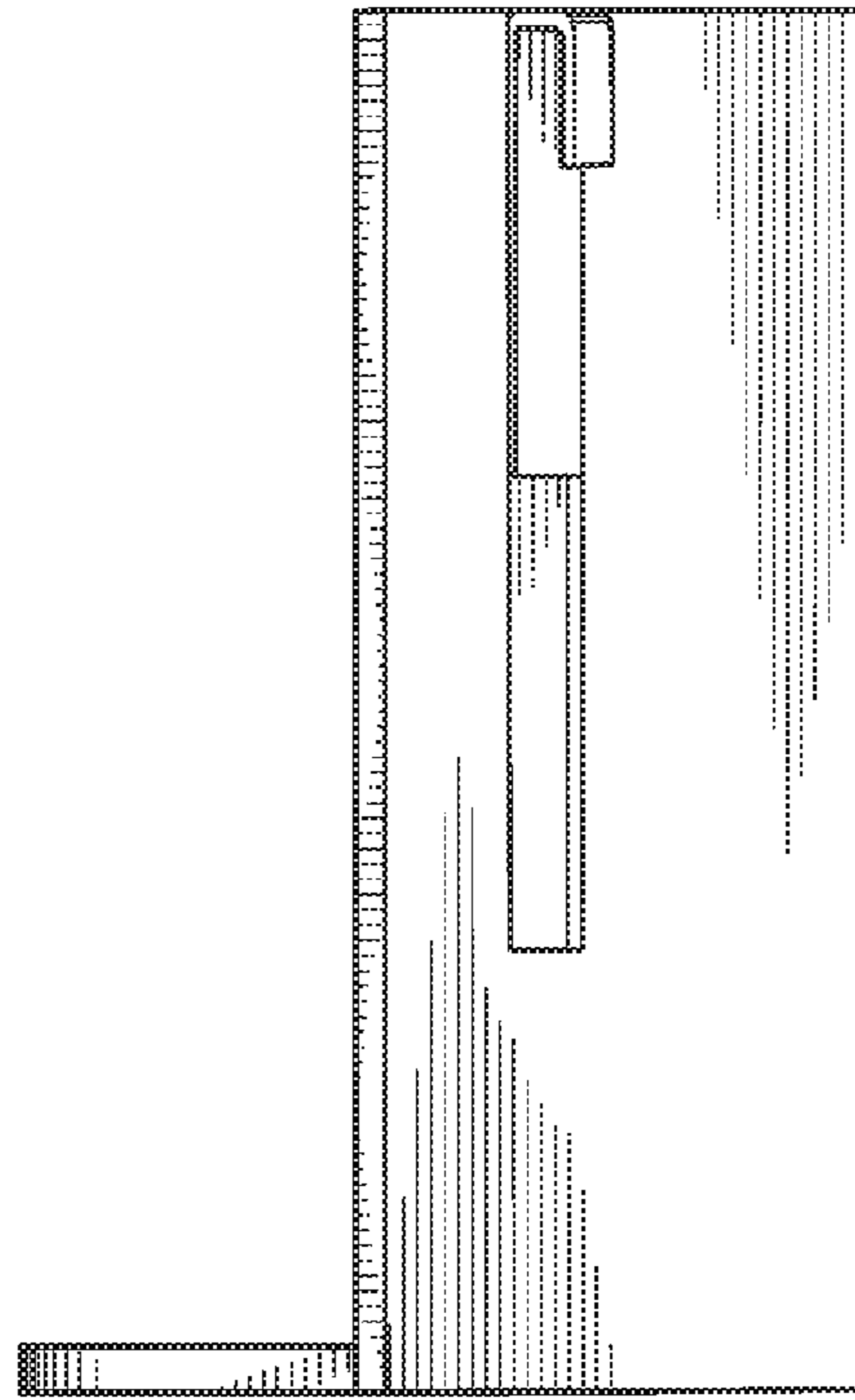


Fig. 4

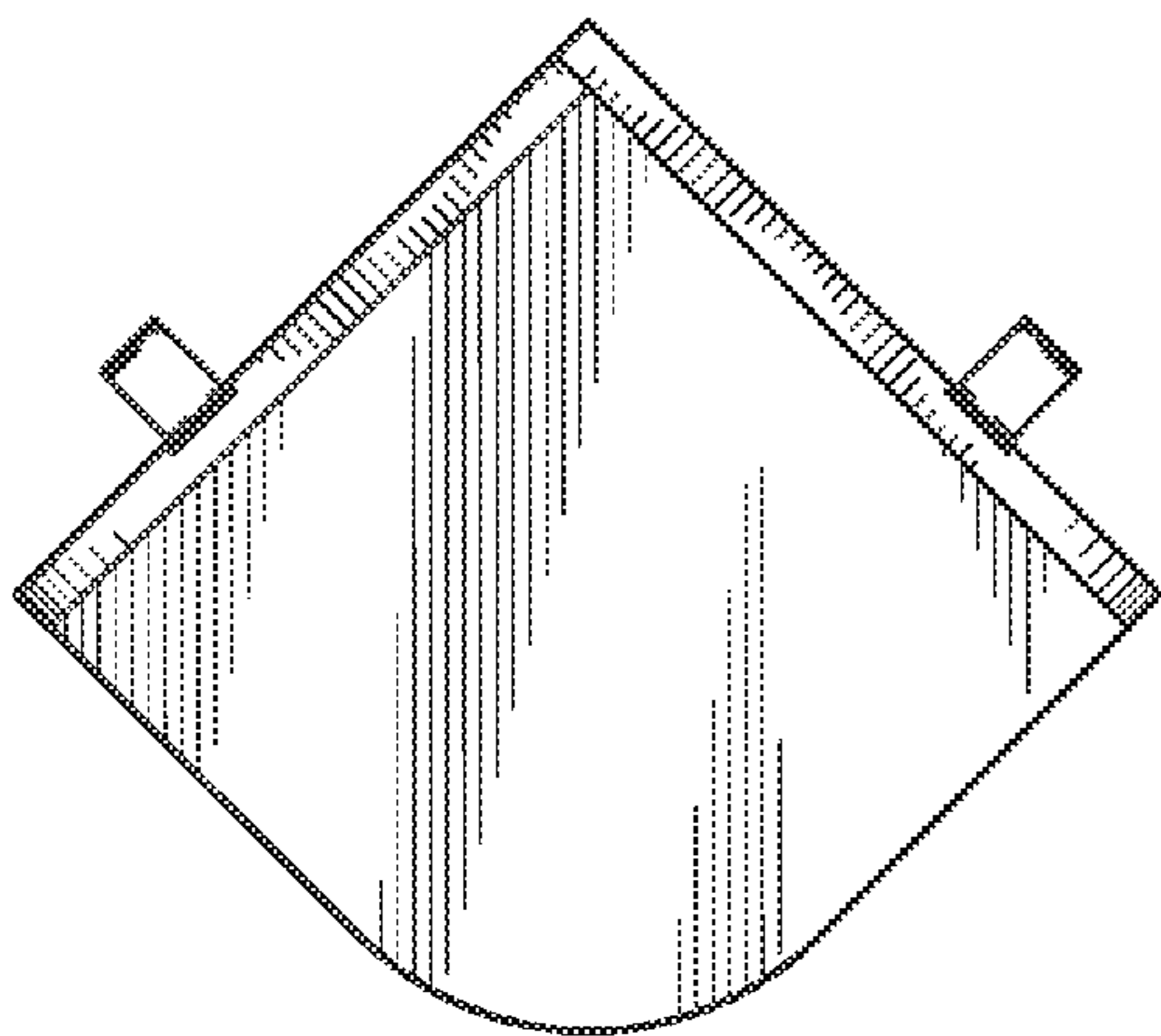


Fig. 5

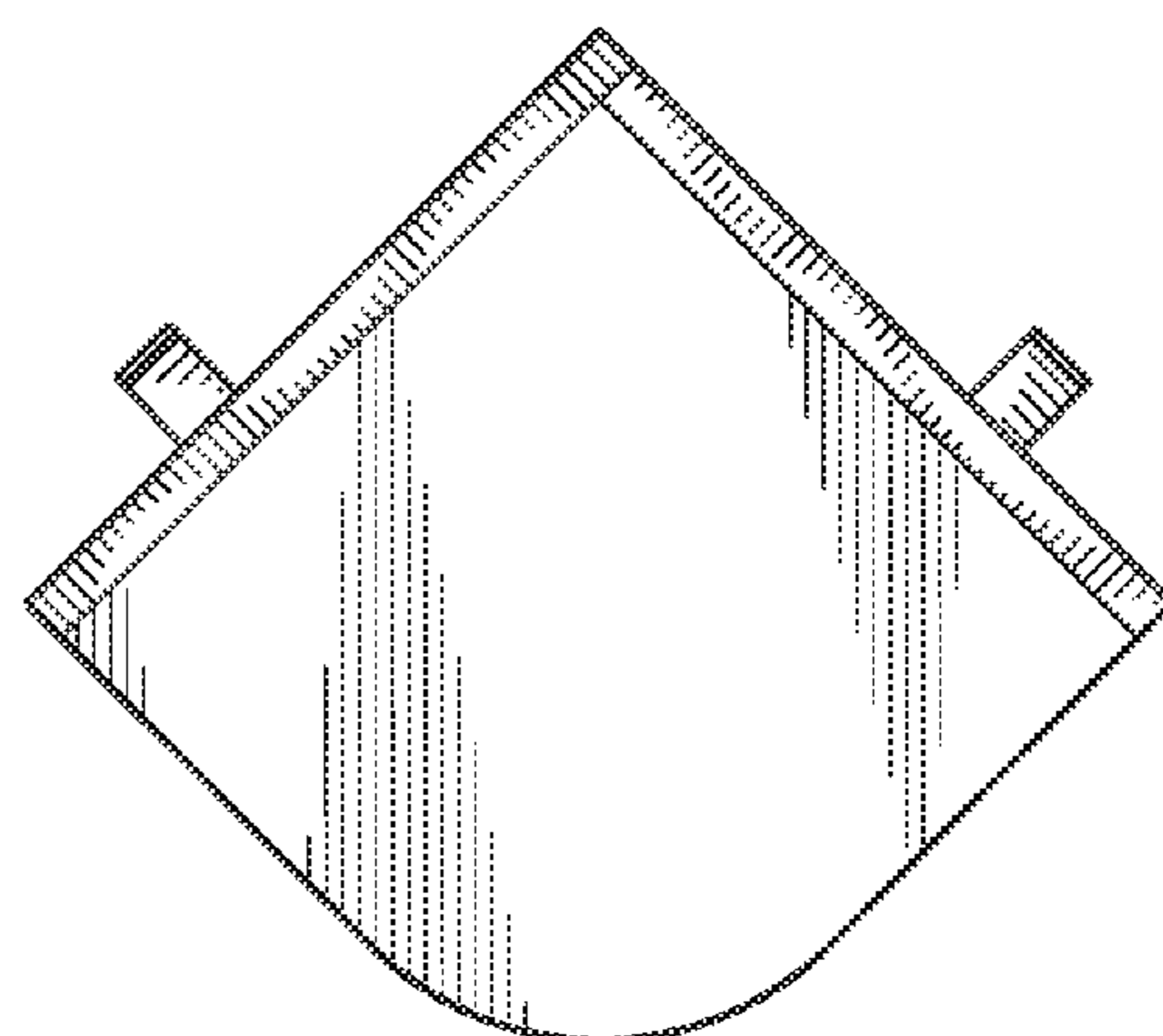


Fig. 6