



US00D744248S

(12) **United States Design Patent**
Pos

(10) **Patent No.:** **US D744,248 S**
(45) **Date of Patent:** **** Dec. 1, 2015**

(54) **CAR SEAT**

(71) Applicant: **CYBEX GmbH**, Bayreuth (DE)

(72) Inventor: **Martin Pos**, Bayreuth (DE)

(73) Assignee: **CYBEX GMBH**, Bayreuth (DE)

(**) Term: **14 Years**

(21) Appl. No.: **29/494,319**

(22) Filed: **Jun. 19, 2014**

(30) **Foreign Application Priority Data**

Dec. 19, 2013 (EM) 002373290-0001

(51) **LOC (10) Cl.** **06-01**

(52) **U.S. Cl.**
USPC **D6/333**

(58) **Field of Classification Search**
USPC D6/333, 334, 335, 339, 344, 348, 361,
D6/375, 390, 391, 386, 491; 297/16.1,
297/183.1, 183.2, 183.3, 183.4, 184.13,
297/184.15, 184.17, 250.1, 255, 256.1,
297/256.15, 270.2, 271.6, 274, 275, 295,
297/452.13, 440.24, 457; D21/412, 419,
D21/688; 5/652, 655; D12/129; 280/30, 31
See application file for complete search history.

(56) **References Cited**

U.S. PATENT DOCUMENTS

6,908,151 B2 * 6/2005 Meeker et al. 297/250.1
7,429,079 B2 * 9/2008 Baloga et al. 297/250.1
7,510,242 B2 * 3/2009 Yumoto et al. 297/250.1
8,388,058 B2 * 3/2013 Krasley 297/188.2

8,439,439 B2 * 5/2013 Meeker et al. 297/250.1
D690,120 S * 9/2013 Goldberg D6/356
D697,323 S * 1/2014 Williams et al. D6/333
2004/0090094 A1 * 5/2004 Williams et al. 297/188.11
2005/0012372 A1 * 1/2005 Baloga et al. 297/256.15
2007/0170759 A1 * 7/2007 Nolan et al. 297/250.1
2007/0236061 A1 * 10/2007 Meeker et al. 297/250.1
2007/0246982 A1 * 10/2007 Nett et al. 297/250.1
2008/0030054 A1 * 2/2008 Williams et al. 297/250.1
2008/0136232 A1 * 6/2008 Hutchinson et al. 297/250.1
2008/0169692 A1 * 7/2008 Clement et al. 297/250.1
2009/0091166 A1 * 4/2009 Jha 297/250.1
2010/0237672 A1 * 9/2010 Hutchinson et al. 297/256.13
2012/0074758 A1 * 3/2012 Gates et al. 297/479
2012/0181828 A1 * 7/2012 Cheng 297/250.1
2013/0328368 A1 * 12/2013 Allen 297/250.1

* cited by examiner

Primary Examiner — Carla Jobe Wright

Assistant Examiner — Holly E Thurman

(74) *Attorney, Agent, or Firm* — Boyle Fredrickson, S.C.

(57) **CLAIM**

The ornamental design for a car seat, as shown and described.

DESCRIPTION

FIG. 1 is an isometric view of a car seat in accordance with the present invention;

FIG. 2 is a side elevational view of a first side of the car seat of FIG. 1;

FIG. 3 is a side elevational view of a second side of the car seat of FIG. 1;

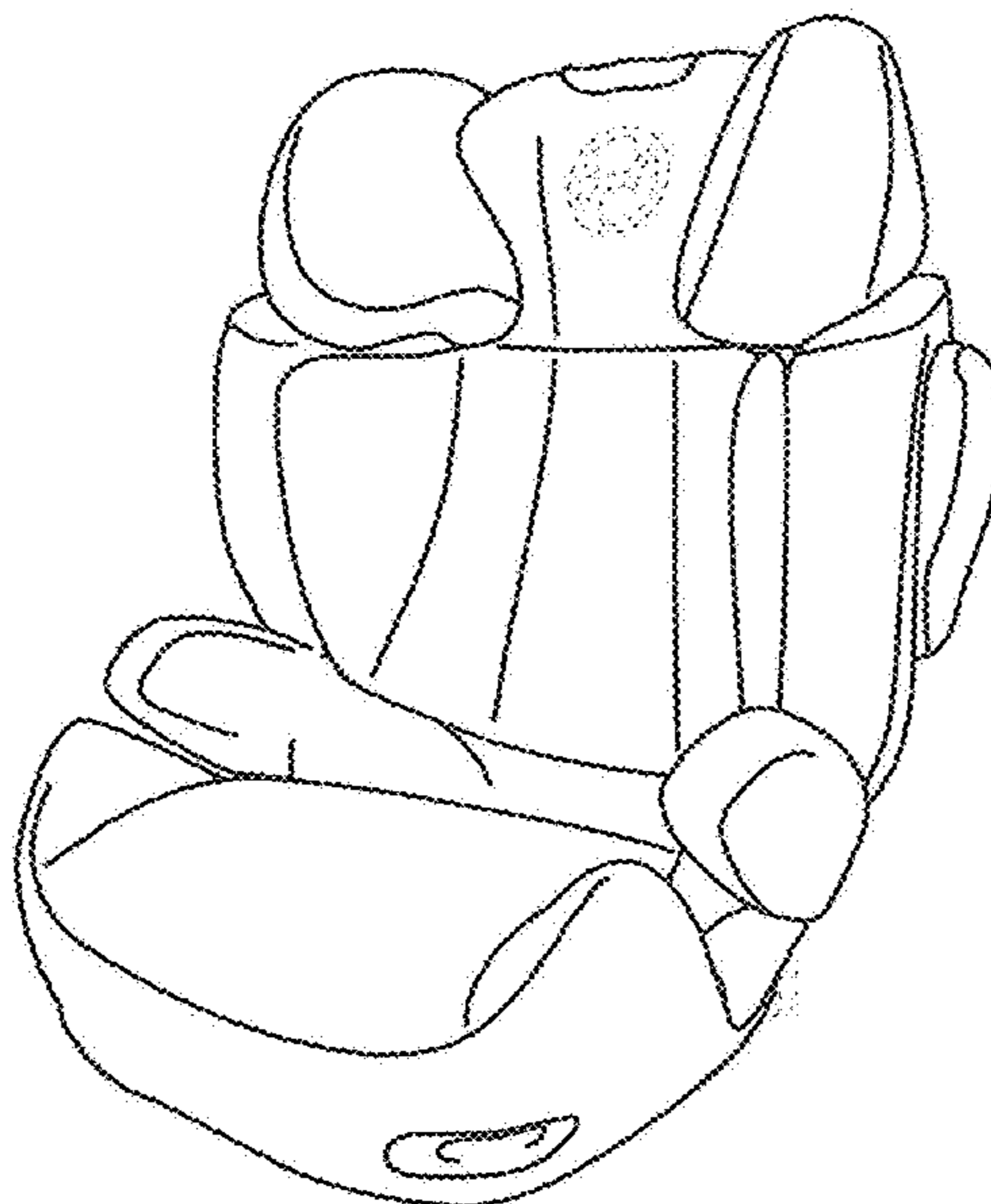
FIG. 4 is a front elevational view of the car seat of FIG. 1;

FIG. 5 is a rear elevational view of the car seat of FIG. 1;

FIG. 6 is a top plan view of the car seat of FIG. 1; and,

FIG. 7 is a bottom plan view of the car seat of FIG. 1.

1 Claim, 4 Drawing Sheets



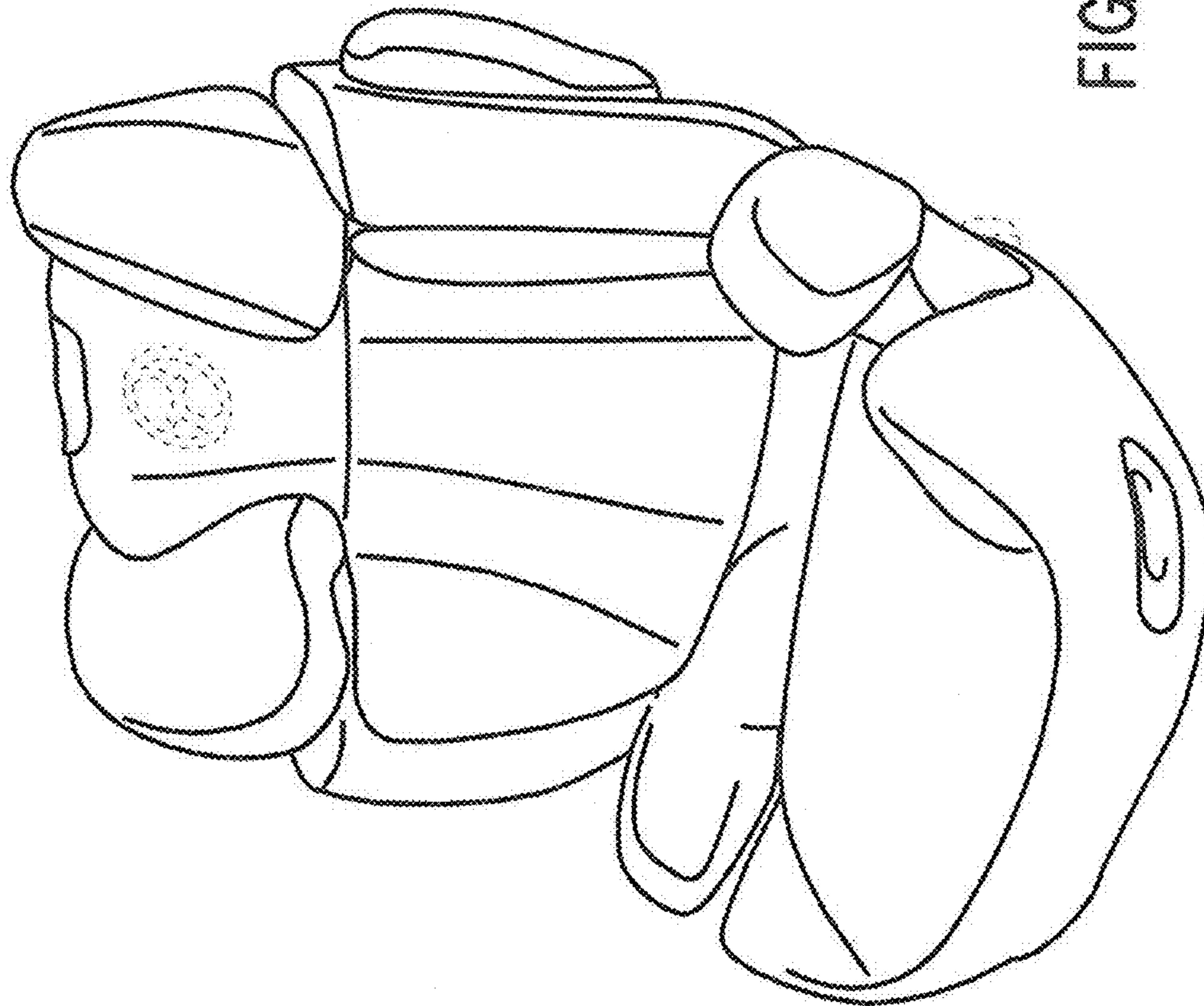


FIG. 1

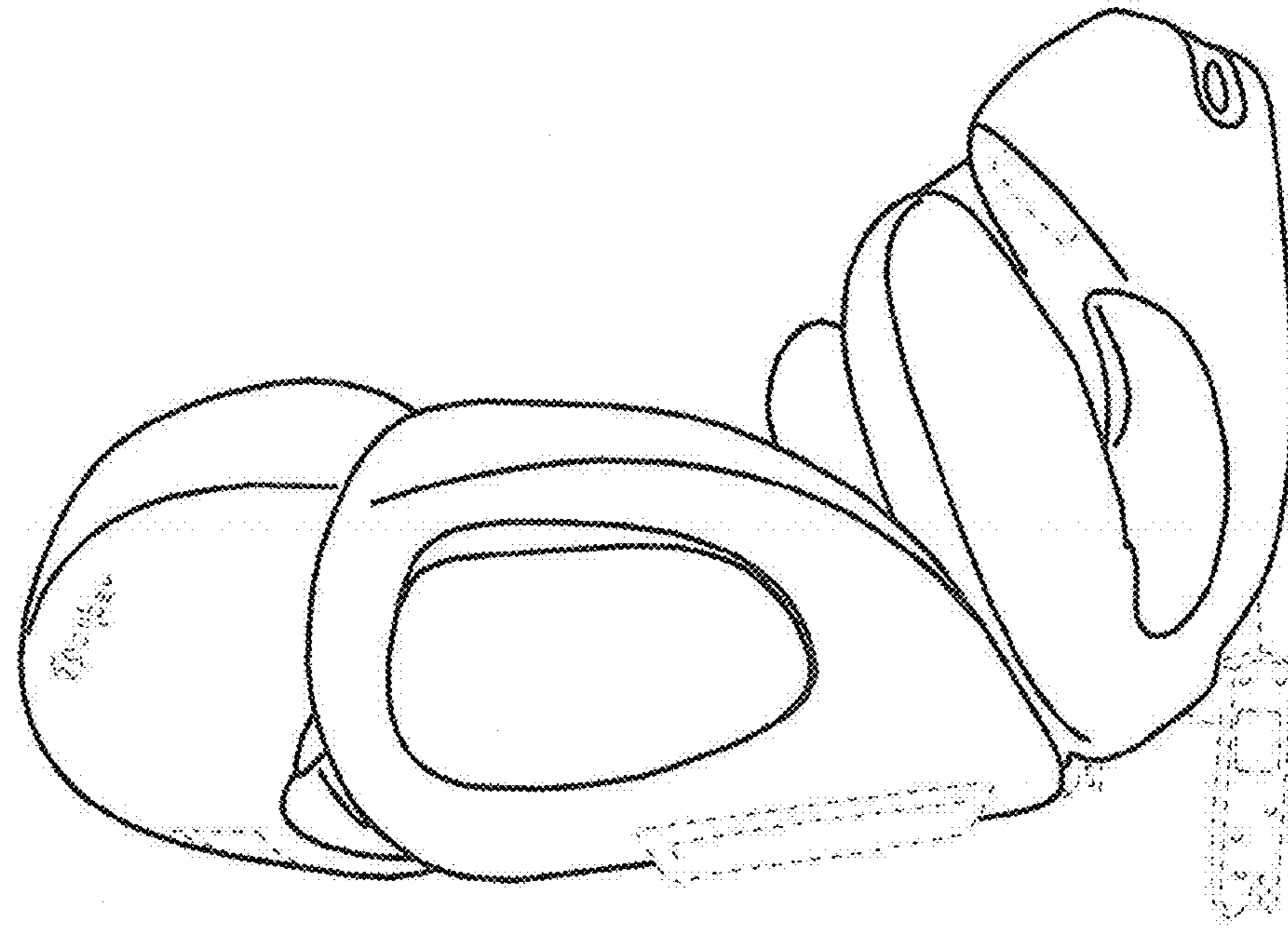


FIG. 2

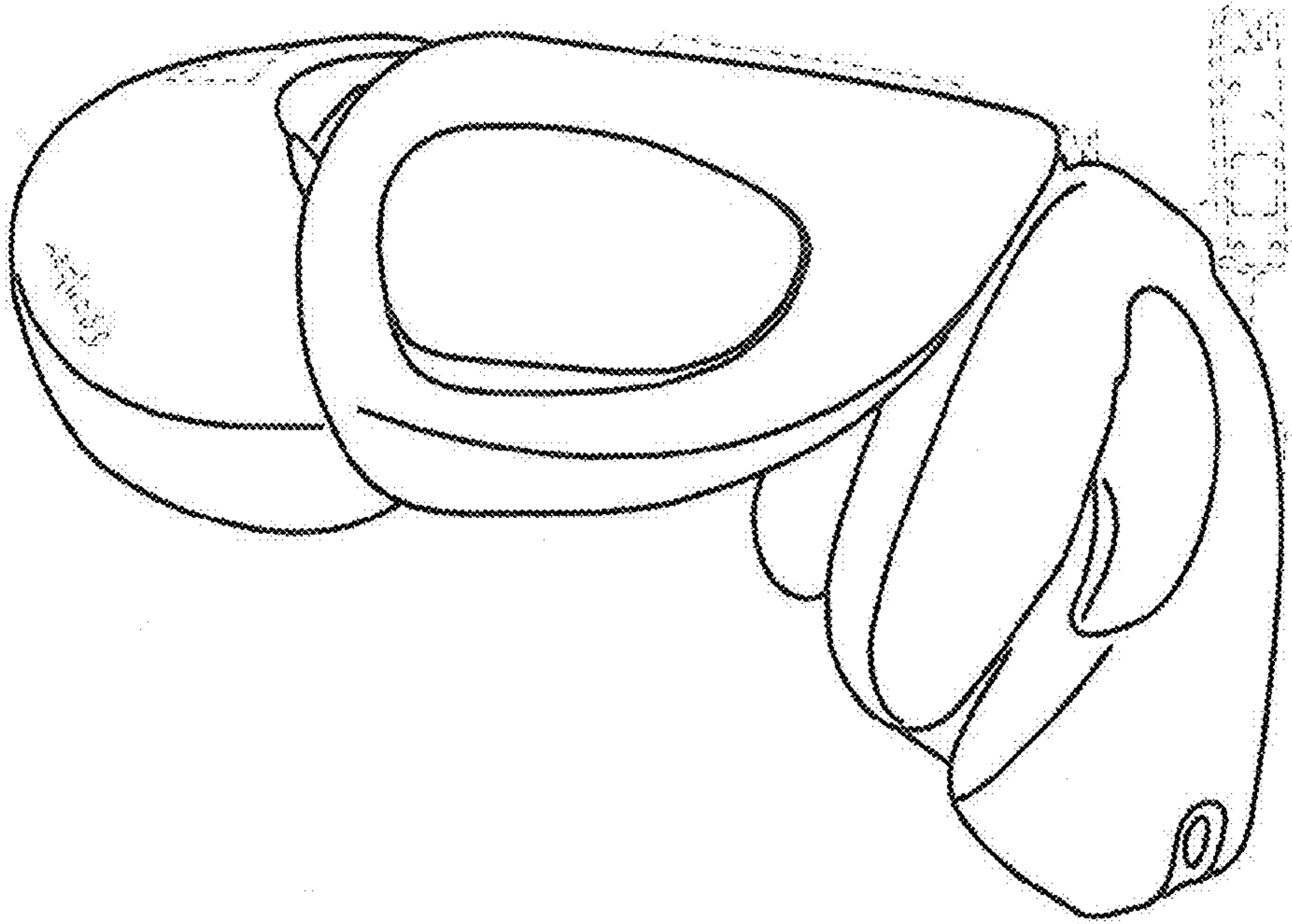


FIG. 3

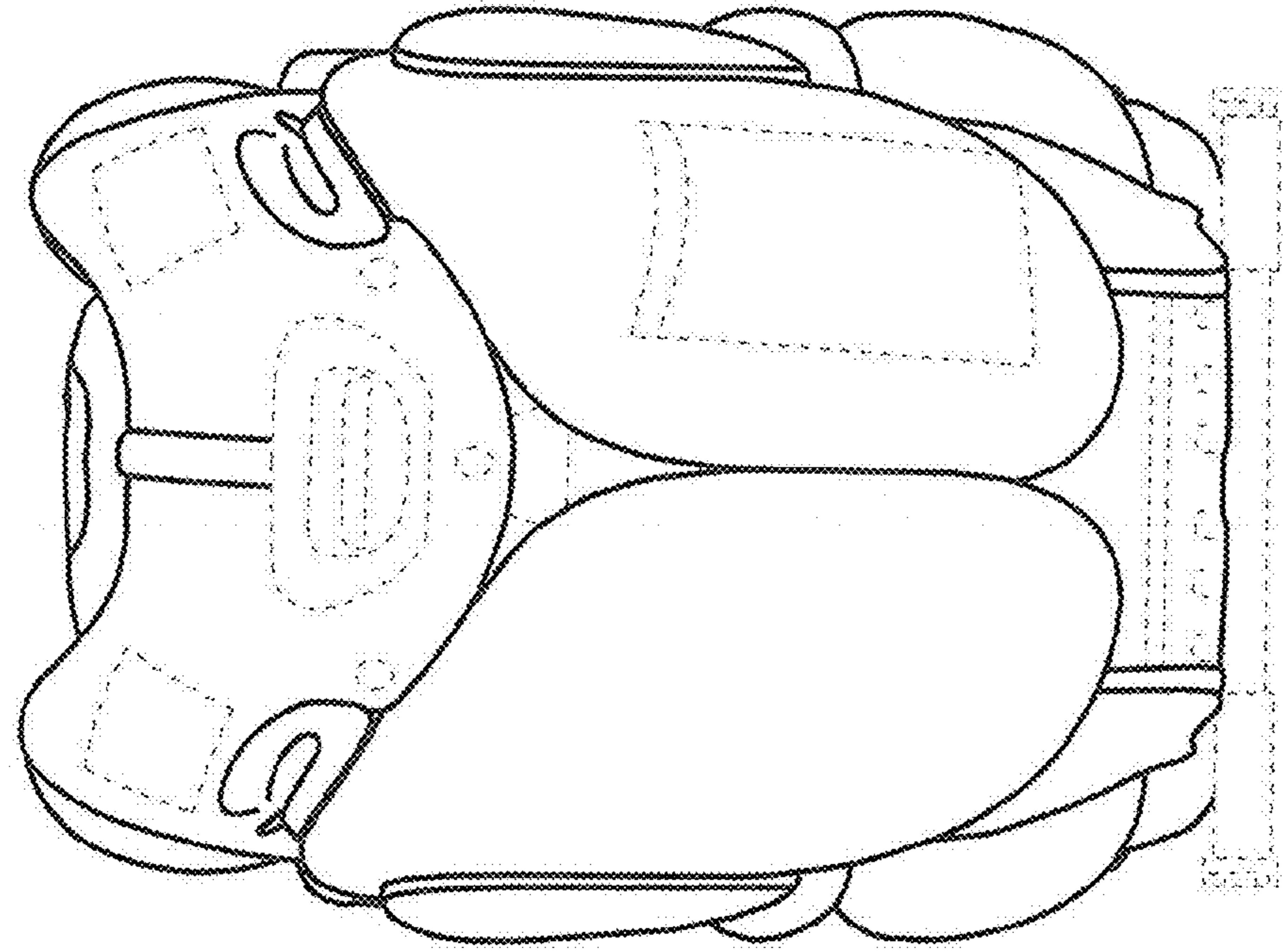


FIG. 4

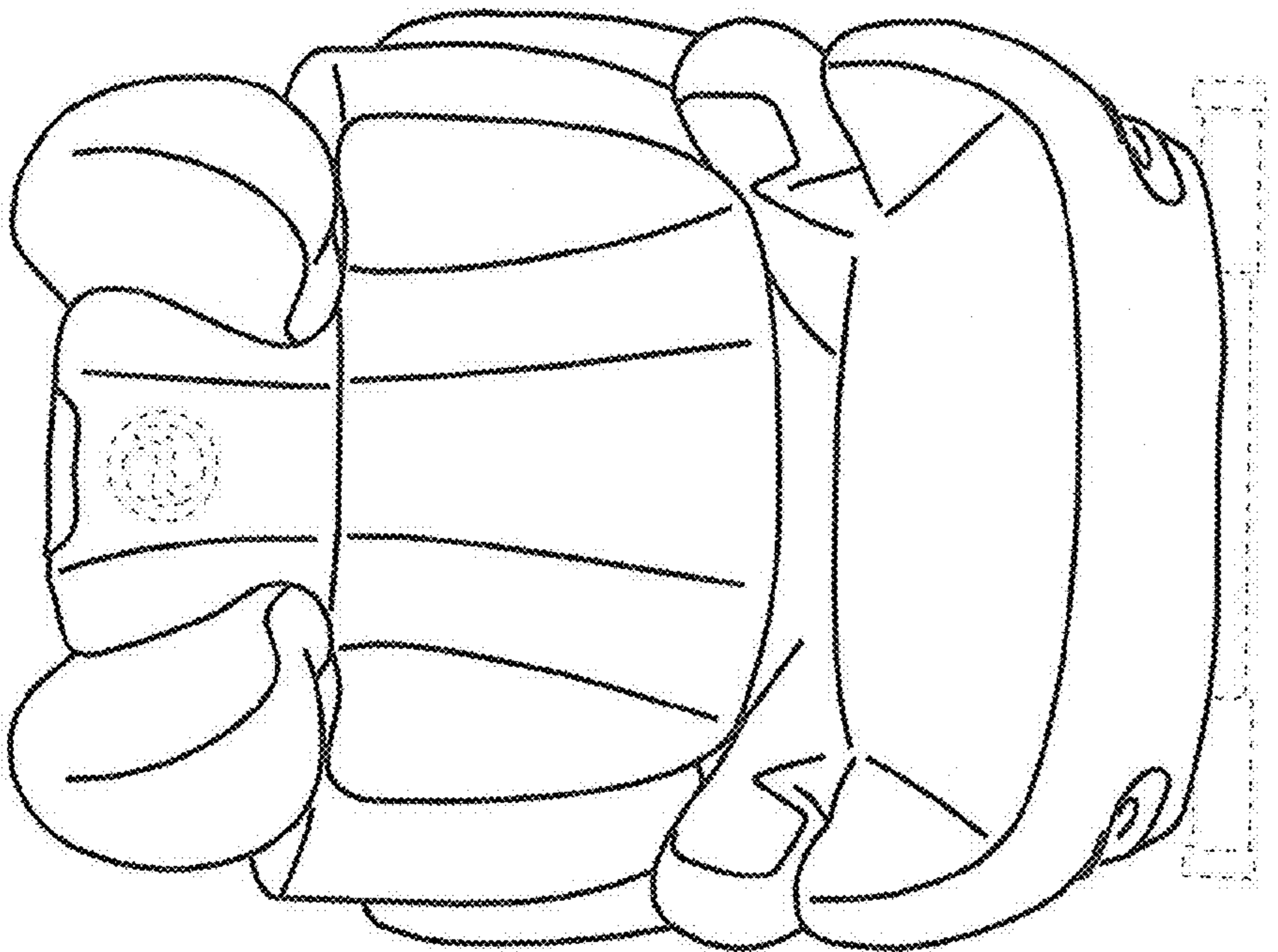


FIG. 5

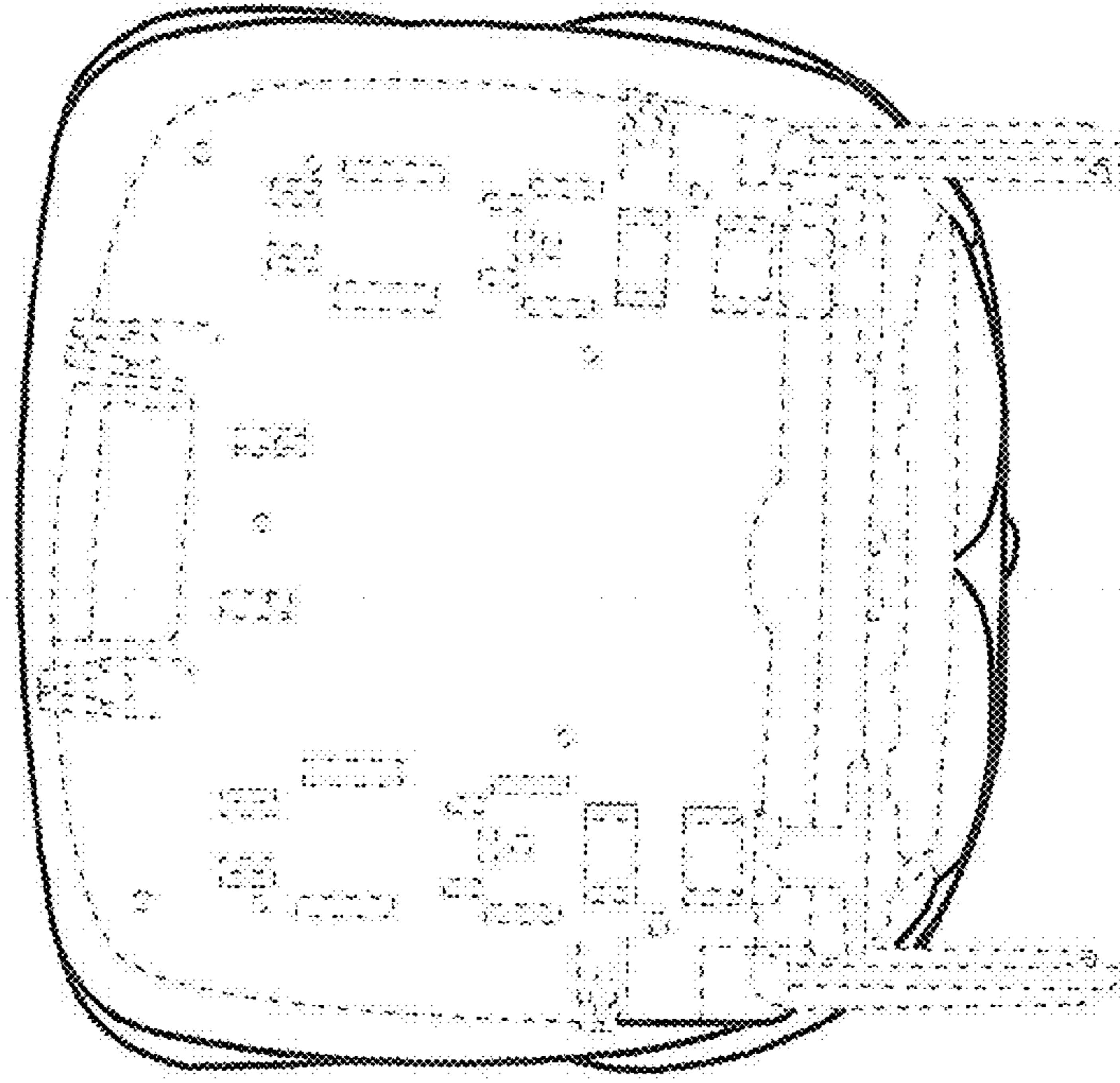


FIG. 6

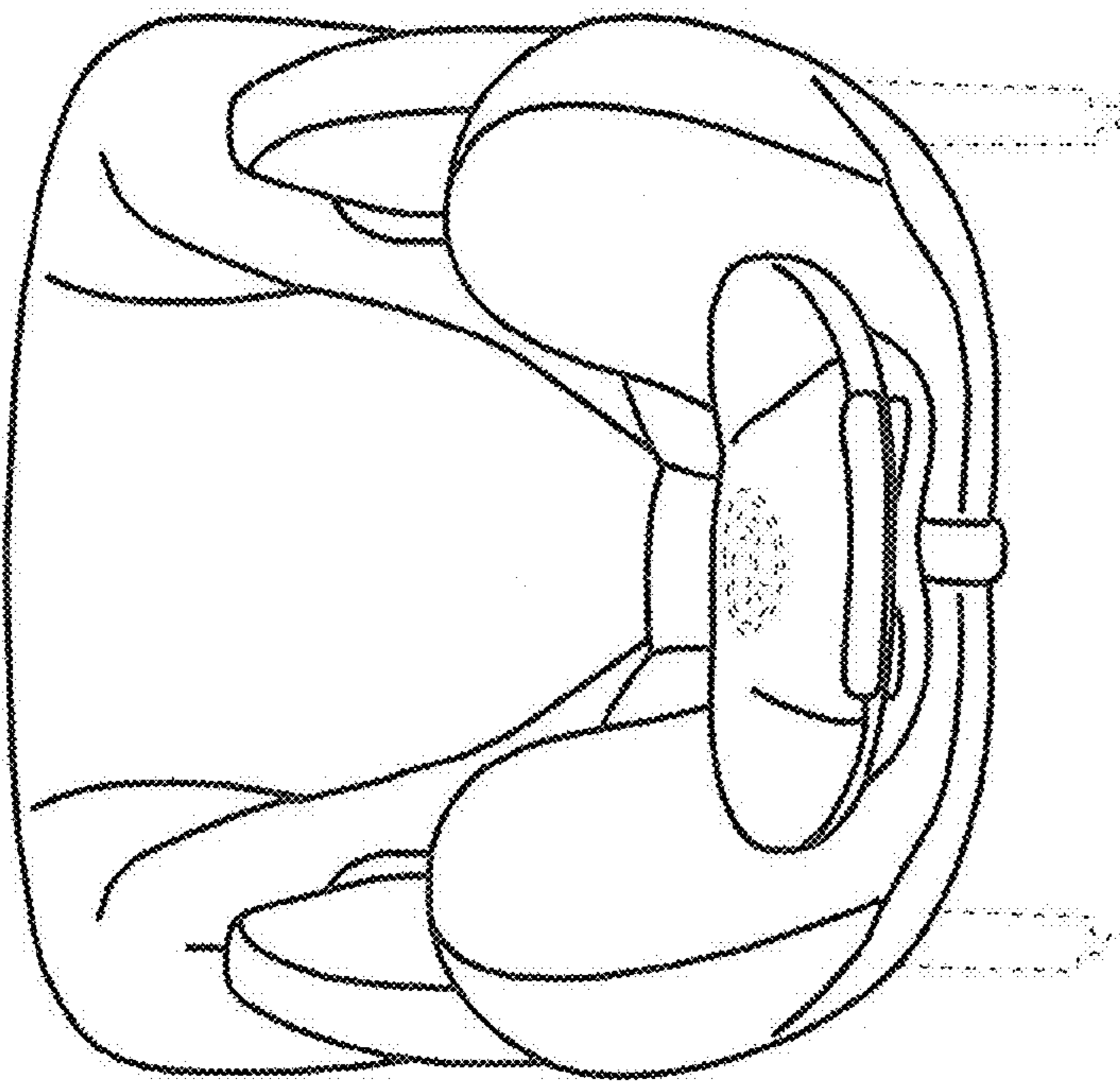


FIG. 7