



US00D744241S

(12) **United States Design Patent**
Krohmer et al.

(10) **Patent No.:** **US D744,241 S**
(45) **Date of Patent:** **** Dec. 1, 2015**

(54) **GLUE BRUSH HEAD**

(71) Applicant: **Rockler Companies, Inc.**, Medina, MN (US)

(72) Inventors: **Steve Donald Krohmer**, Coon Rapids, MN (US); **Daniel L. Wenning**, Minneapolis, MN (US)

(73) Assignee: **Rockler Companies, Inc.** MN (US)

(**) Term: **14 Years**

(21) Appl. No.: **29/525,123**

(22) Filed: **Apr. 27, 2015**

Related U.S. Application Data

(62) Division of application No. 29/439,269, filed on Dec. 8, 2012.

(51) **LOC (10) Cl.** **04-01**

(52) **U.S. Cl.**
USPC **D4/130; D4/136**

(58) **Field of Classification Search**

USPC D4/130, 132, 135, 136; D28/7, 20; 15/159.1, 160, 176.1, 186-188, 207.2, 15/DIG. 5; 132/120, 207
CPC A46B 1/00; A46B 3/00; A46B 3/005; A46B 3/02; A46B 3/04; A46B 3/22; A46B 5/0095; A46B 7/04; A46B 7/042; A46B 9/00; A46B 9/005; A46B 9/02; A46B 9/028; A46B 2200/00; A46B 2200/20; A46B 2200/202; A46B 2200/207; A46D 1/00; Y10S 15/05

See application file for complete search history.

(56) **References Cited**

U.S. PATENT DOCUMENTS

D117,933 S 12/1939 Manchester et al.

D162,941 S 4/1951 Ehrman
D356,259 S 3/1995 Hoyt
D398,779 S 9/1998 Ebbenga
D441,536 S 5/2001 Jackson-MacDonald

(Continued)

FOREIGN PATENT DOCUMENTS

CN 202489457 10/2012
CN 202491629 10/2012
DE 20313797 U1 * 11/2003 A47J 43/28
WO 2009092931 7/2009

OTHER PUBLICATIONS

Disposable Glue Brushes, obtained from www.rockler.com/product_popup.cfm?page=5813, printed Mar. 18, 2013—publicly available information prior to Dec. 8, 2011 (1 page).

(Continued)

Primary Examiner — Melanie H Tung

Assistant Examiner — Lavone D Tabor

(74) *Attorney, Agent, or Firm* — James L. Young; Westman, Champlin & Koehler P.A.

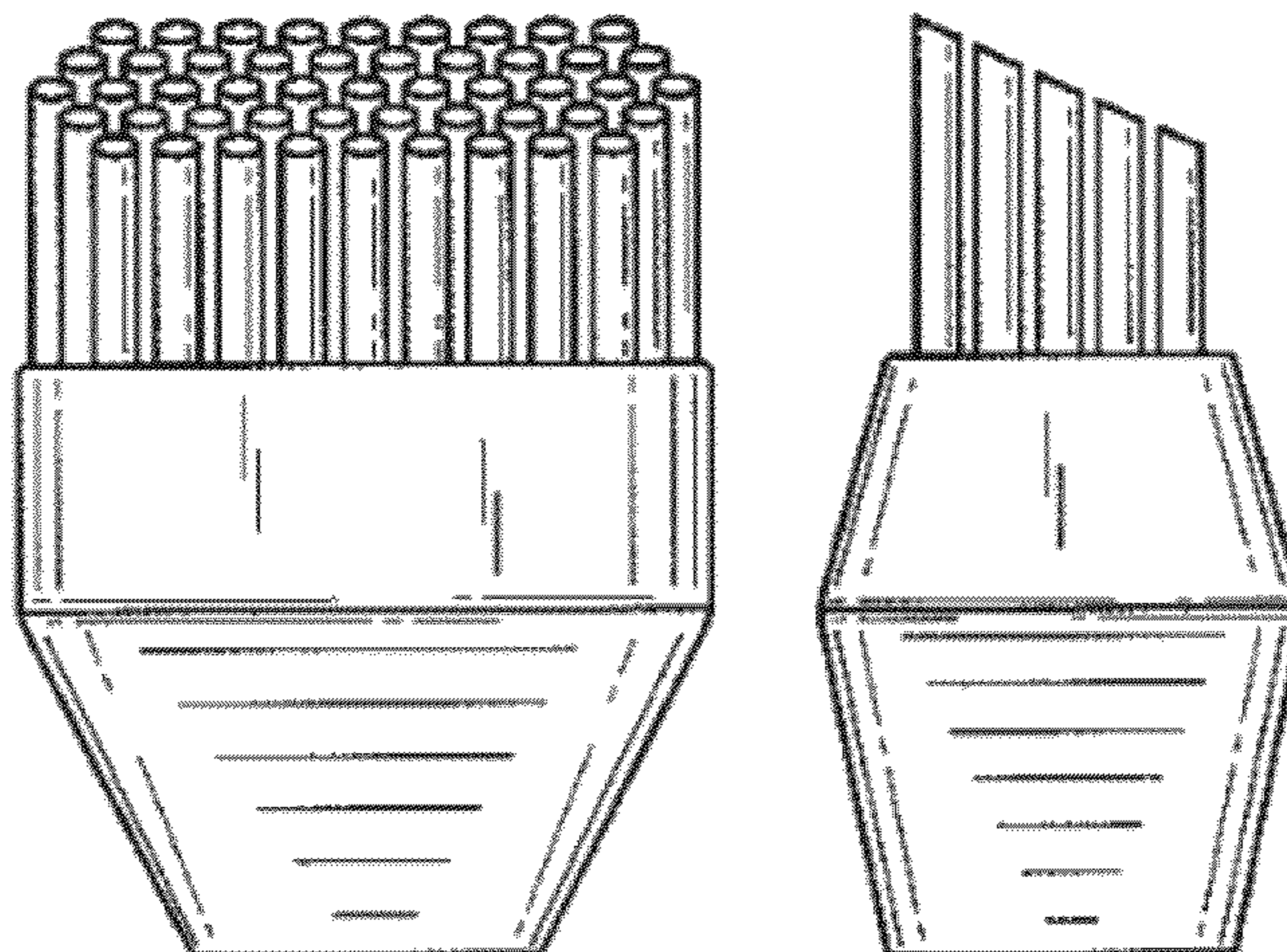
(57) **CLAIM**

The ornamental design for a glue brush head, as shown and described.

DESCRIPTION

FIG. 1 is a perspective view of a glue brush head.
FIG. 2 is a front plan view thereof.
FIG. 3 is a rear plan view thereof.
FIG. 4 is a top plan view thereof.
FIG. 5 is a bottom plan view thereof; and,
FIG. 6 is a side plan view thereof, the sides being symmetric.
The broken lines and the areas within the broken lines shown in FIG. 5 illustrate portions of the glue brush head that form no part of the claimed design.

1 Claim, 1 Drawing Sheet



(56)

References Cited

U.S. PATENT DOCUMENTS

6,510,816	B2 *	1/2003	Ehrmann	119/601
7,793,378	B1	9/2010	Kirby	
2007/0157406	A1 *	7/2007	Kim	15/172
2010/0199449	A1 *	8/2010	Ho et al.	15/207.2

OTHER PUBLICATIONS

36-Piece Chip Brush Set, obtained from www.rockler.com/product_popup.cfm?page=10353, printed Mar. 18, 2013—publically available information prior to Dec. 8, 2011 (1 page).

1" China Bristle Brush—Box of 36, obtained from www.rockler.com/product_popup.cfm?page=29967, printed Mar. 18, 2013—publically available information prior to Dec. 8, 2011 (1 page).

GrillPro 41090 2-Piece Silicone Basting Brush, obtained from <http://www.amazon.com/GrillPro-41090-2-Piece-Silicone-Basting/dp/B000Q00000>, printed Apr. 8, 2013—publically available information prior to Dec. 8, 2011 (5 pages).

Oxo Good Grips Large Silicone Basting Brush, obtained from <http://www.amazon.com/OXO-Grips-Large-Silicone-Basting/dp/B000Q00000>, printed Apr. 8, 2013—publically available information prior to Dec. 8, 2011 (5 pages).

Le Creuset Silicone Basting Brush, obtained from <http://www.amazon.com/Le-Creuset-Revolution-Silicone-Basting/dp/B000Q00000>, printed Apr. 8, 2013—publically available information prior to Dec. 8, 2011 (4 pages).

* cited by examiner

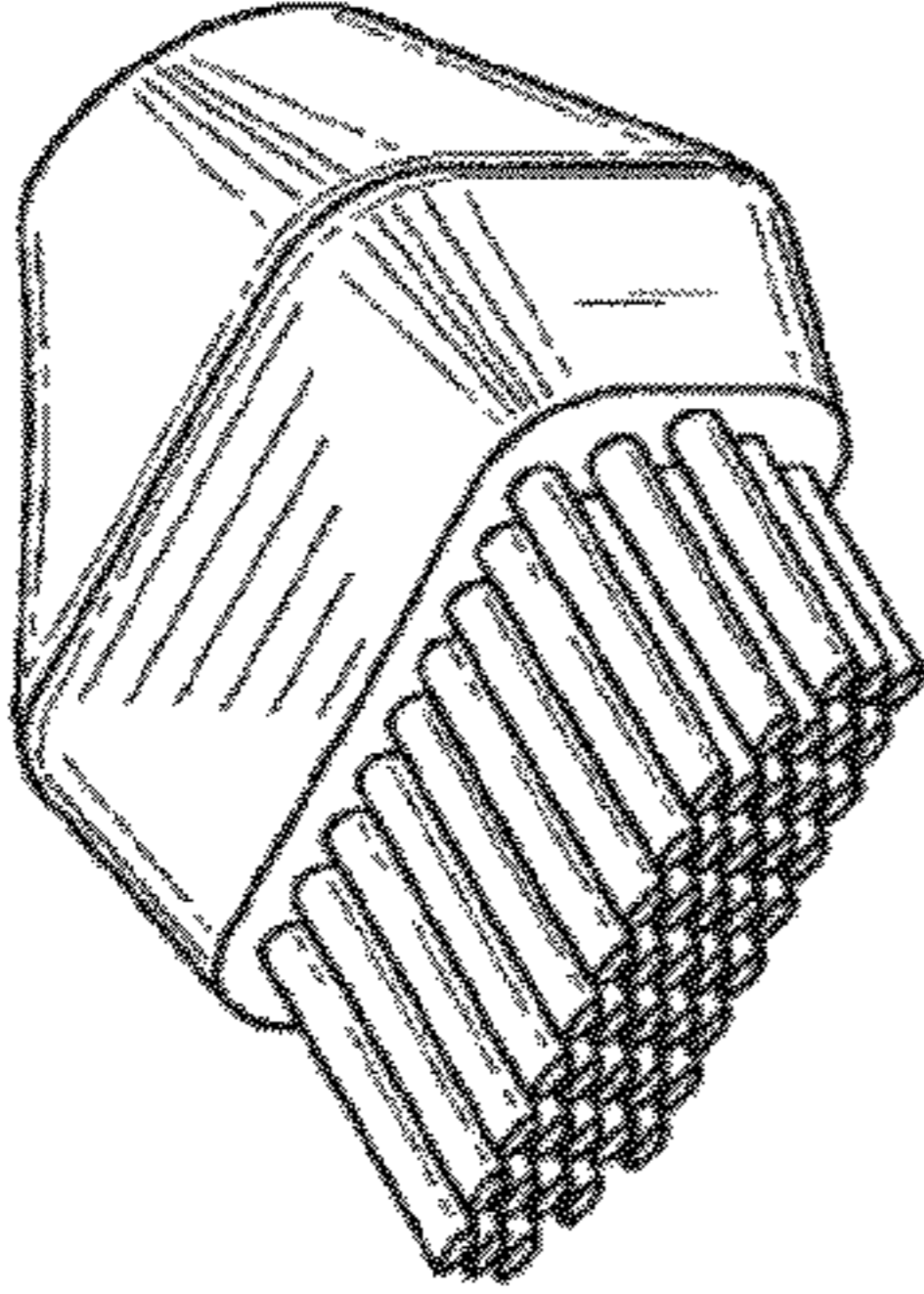


Fig. 1

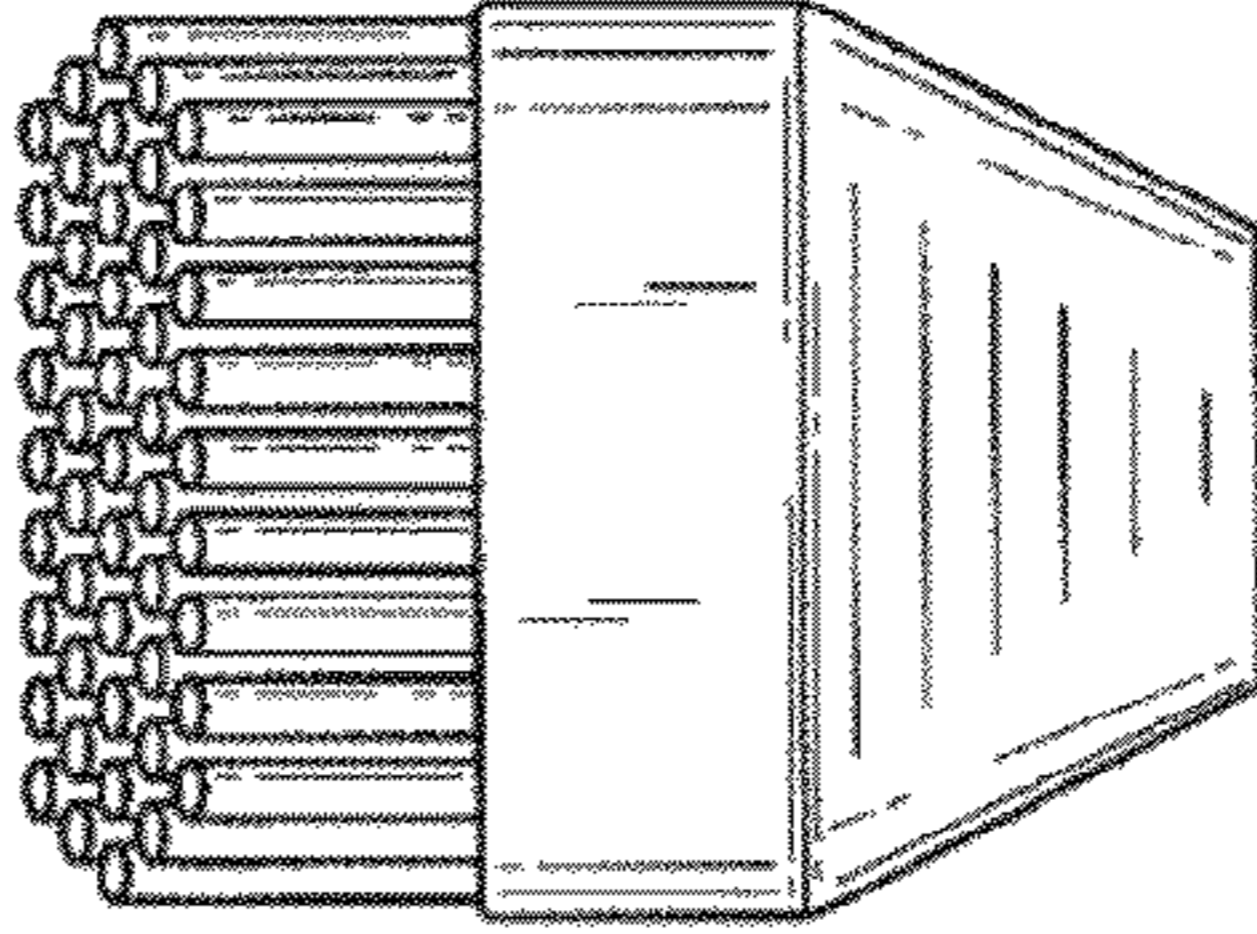


Fig. 2

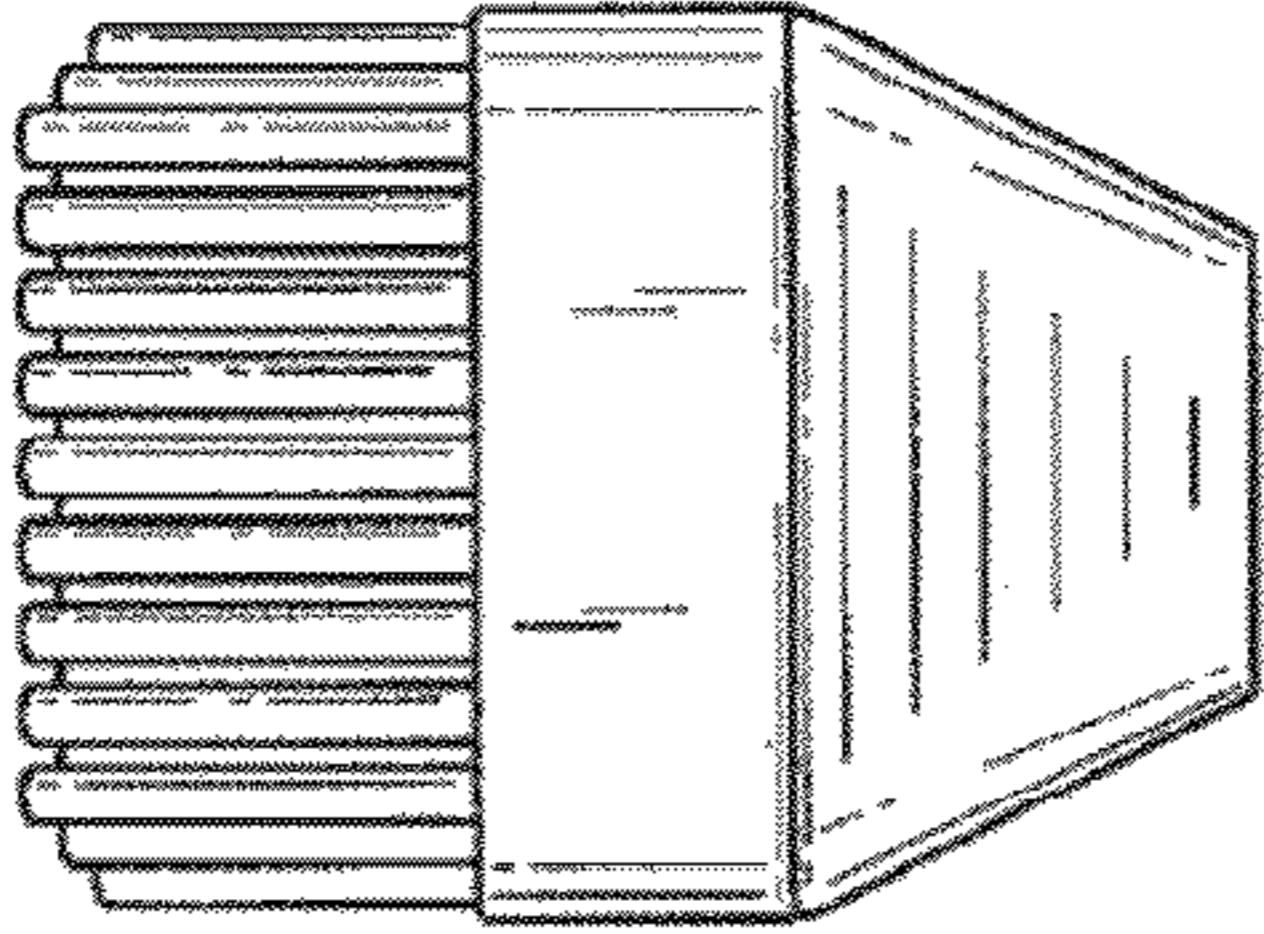


Fig. 3




Fig. 4

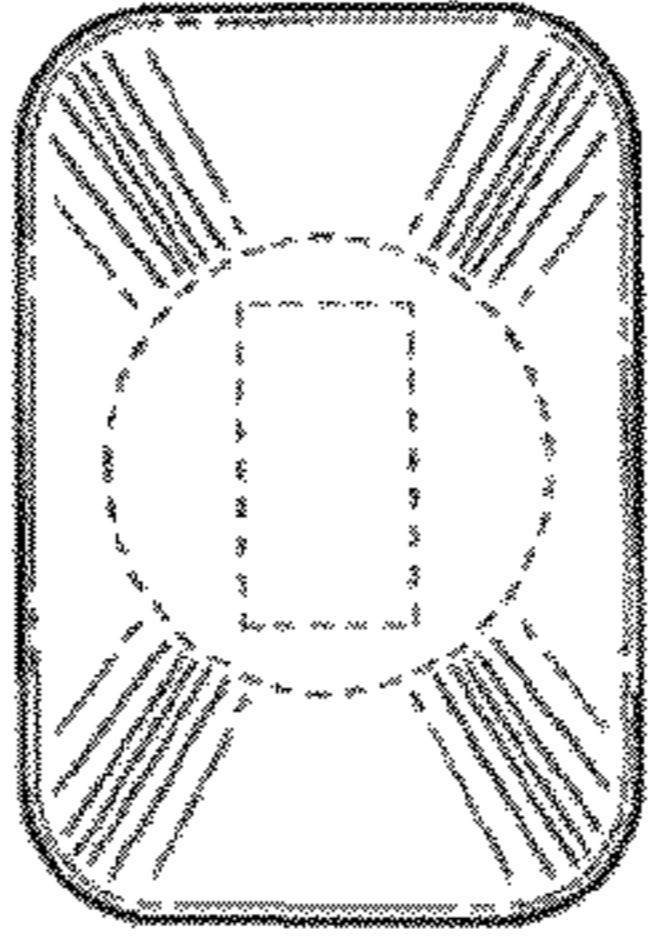


Fig. 5

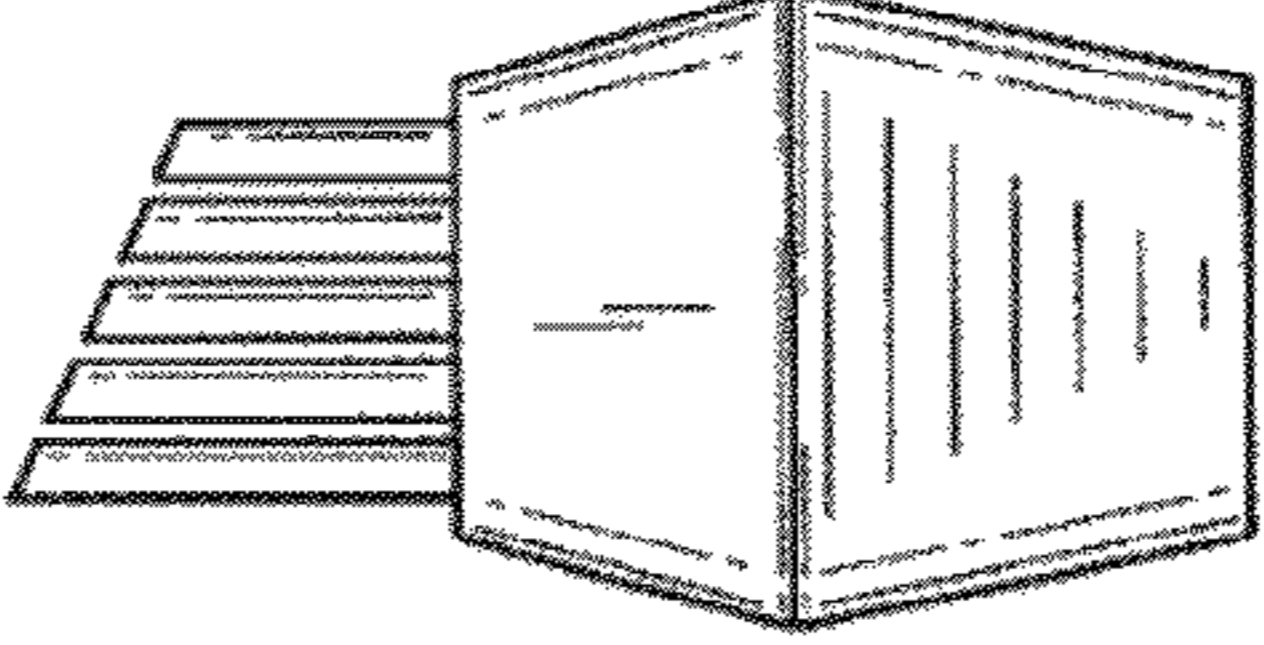


Fig. 6