



US00D744235S

(12) **United States Design Patent**
Eskandry

(10) **Patent No.:** **US D744,235 S**
(45) **Date of Patent:** **** Dec. 1, 2015**

- (54) **ELONGATED ACCESSORY POUCH**
- (71) Applicant: **Ezra D. Eskandry**, Aventura, FL (US)
- (72) Inventor: **Ezra D. Eskandry**, Aventura, FL (US)
- (**) Term: **14 Years**
- (21) Appl. No.: **29/487,469**
- (22) Filed: **Apr. 9, 2014**
- (51) **LOC (10) Cl.** **03-01**
- (52) **U.S. Cl.**
USPC **D3/303**
- (58) **Field of Classification Search**
USPC D3/247, 249-253, 303
CPC A45C 1/06; A45C 3/08; A45C 11/18;
A45C 11/182
See application file for complete search history.

- D710,105 S * 8/2014 Hondos D3/303
- D710,106 S * 8/2014 Coleman D3/303
- D711,106 S * 8/2014 Davidson D3/303
- D713,644 S * 9/2014 Johnson et al. D3/303
- D719,732 S * 12/2014 Hyzdu D3/303

* cited by examiner

Primary Examiner — Holly Baynham
(74) *Attorney, Agent, or Firm* — Robert C. Kain, Jr.

(57) **CLAIM**
I claim the ornamental design for an elongated accessory pouch, as shown and described.

DESCRIPTION

FIG. 1 is front elevational view of an elongated accessory pouch;
FIG. 2 is a rear view of the elongated accessory pouch;
FIG. 3 is bottom view of the elongated accessory pouch;
FIG. 4 is a top view of the elongated accessory pouch; and,
FIG. 5 is a right side view of the elongated accessory pouch (the left side view being a mirror image of the right side view).
The broken lines showing stitching are for the purposes of illustrating environment and form no part of the claimed design.

1 Claim, 3 Drawing Sheets

- (56) **References Cited**
U.S. PATENT DOCUMENTS
D483,181 S * 12/2003 Evans D3/318
D600,918 S * 9/2009 Carlevale D3/318
D615,759 S * 5/2010 Evans D3/318
D702,043 S * 4/2014 Johnson et al. D3/247

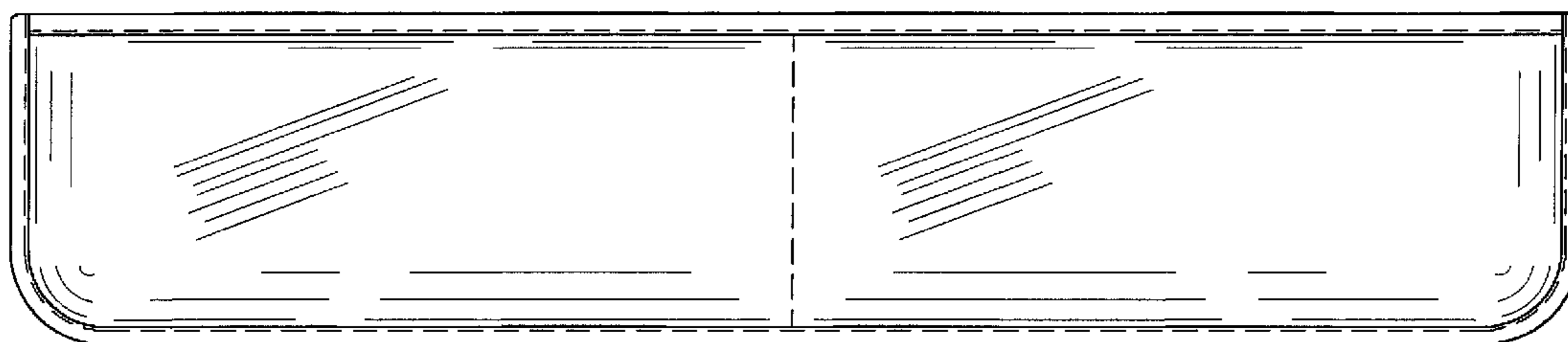


FIG. 1

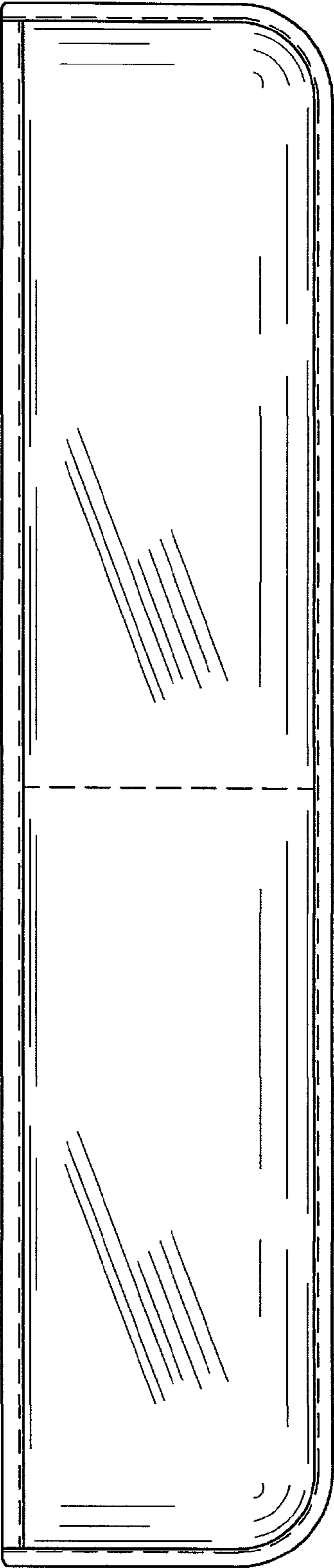


FIG. 2

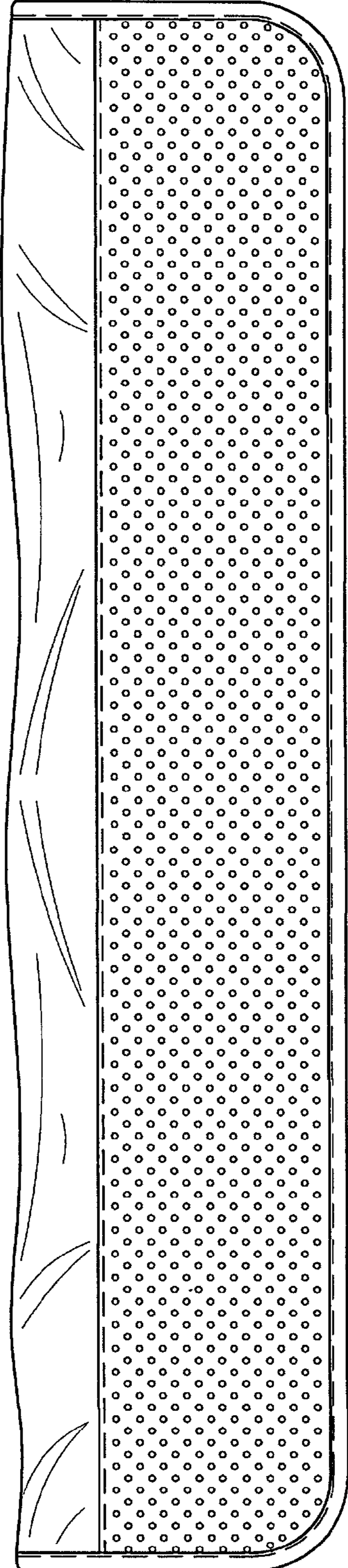


FIG.3

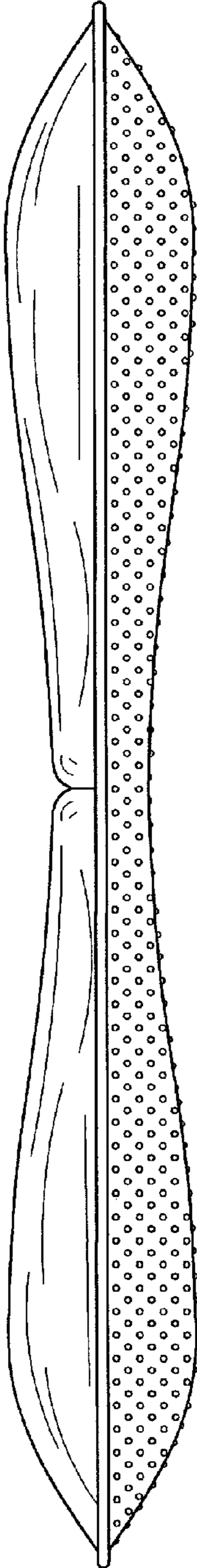


FIG.4

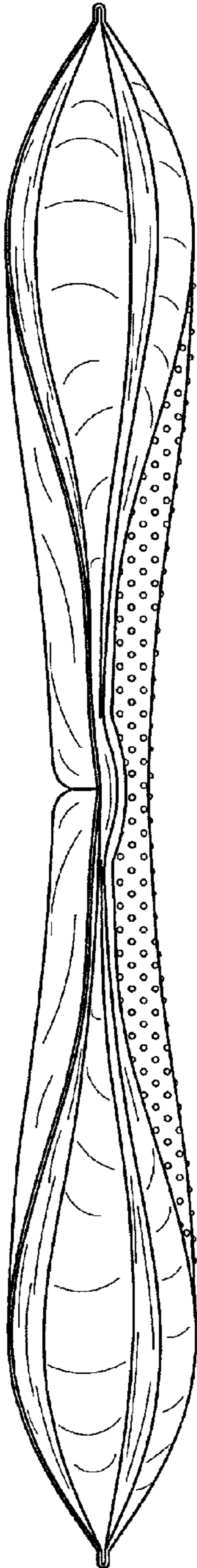


FIG.5

