



US00D744232S

(12) **United States Design Patent**
Holm

(10) **Patent No.:** **US D744,232 S**

(45) **Date of Patent:** **** Dec. 1, 2015**

(54) **BODY WORN DEVICE FOR AIR DRYING FISHING FLIES**

(71) Applicant: **Christopher Holm**, Valencia, CA (US)

(72) Inventor: **Christopher Holm**, Valencia, CA (US)

(**) Term: **14 Years**

(21) Appl. No.: **29/489,399**

(22) Filed: **Apr. 29, 2014**

(51) **LOC (10) Cl.** **03-01**

(52) **U.S. Cl.**
USPC **D3/221**

(58) **Field of Classification Search**
USPC D3/221, 203.2, 207-212; 43/25.2, 26,
43/54.1, 57.1; 224/920; 206/315.11;
D22/134, 199

See application file for complete search history.

(56) **References Cited**

U.S. PATENT DOCUMENTS

2,540,340 A * 2/1951 Linblade 43/57.1
2,978,830 A * 4/1961 Killian 43/57.1
4,186,511 A * 2/1980 Slacter 43/57.1

5,337,511 A * 8/1994 Ashbaugh 43/57.1
5,454,185 A * 10/1995 Love 43/57.1
D374,982 S * 10/1996 Hamilton D3/221
D414,927 S * 10/1999 Hamilton D3/221
D449,857 S * 10/2001 Rosenbaum D3/208
D584,505 S * 1/2009 Baskett D3/221

* cited by examiner

Primary Examiner — Catheri Oliver-Garcia

(74) *Attorney, Agent, or Firm* — QuickPatents; Kevin Prince

(57) **CLAIM**

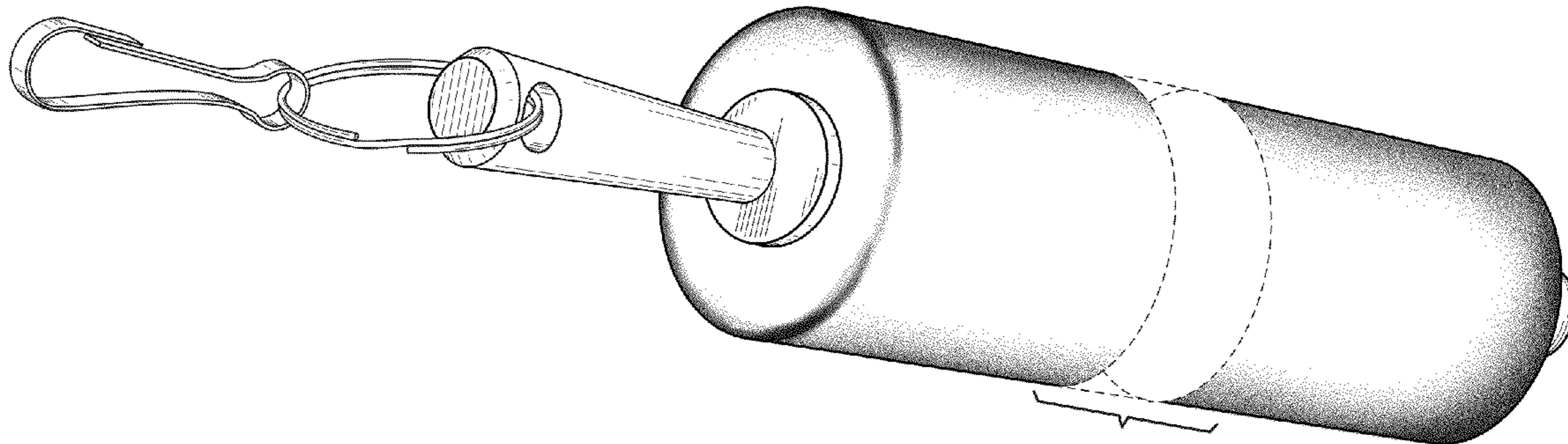
I claim the ornamental design for a body worn device for air drying fishing flies, as shown and described.

DESCRIPTION

FIG. 1 is a perspective view of a body worn device for air drying fishing flies, showing my new design;
FIG. 2 is a front elevational view thereof;
FIG. 3 is a rear elevational view thereof;
FIG. 4 is a left-side elevational view thereof;
FIG. 5 is a right-side elevational view thereof;
FIG. 6 is a top plan view thereof; and,
FIG. 7 is a bottom plan view thereof.

The broken lines in the drawings showing a central region of the design form no part of the claimed design.

1 Claim, 3 Drawing Sheets



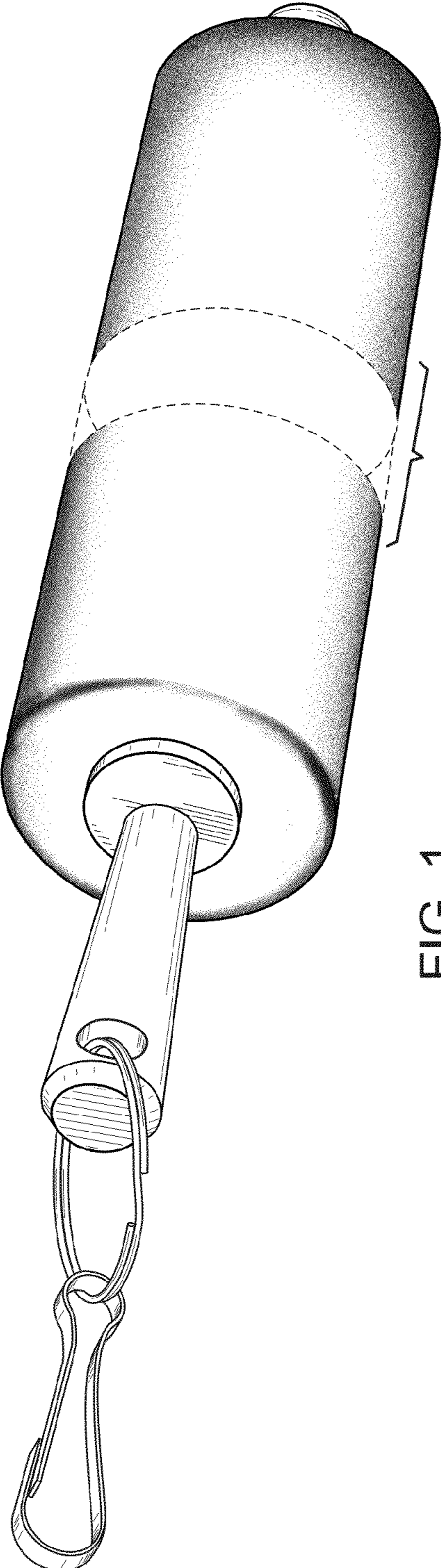


FIG. 1

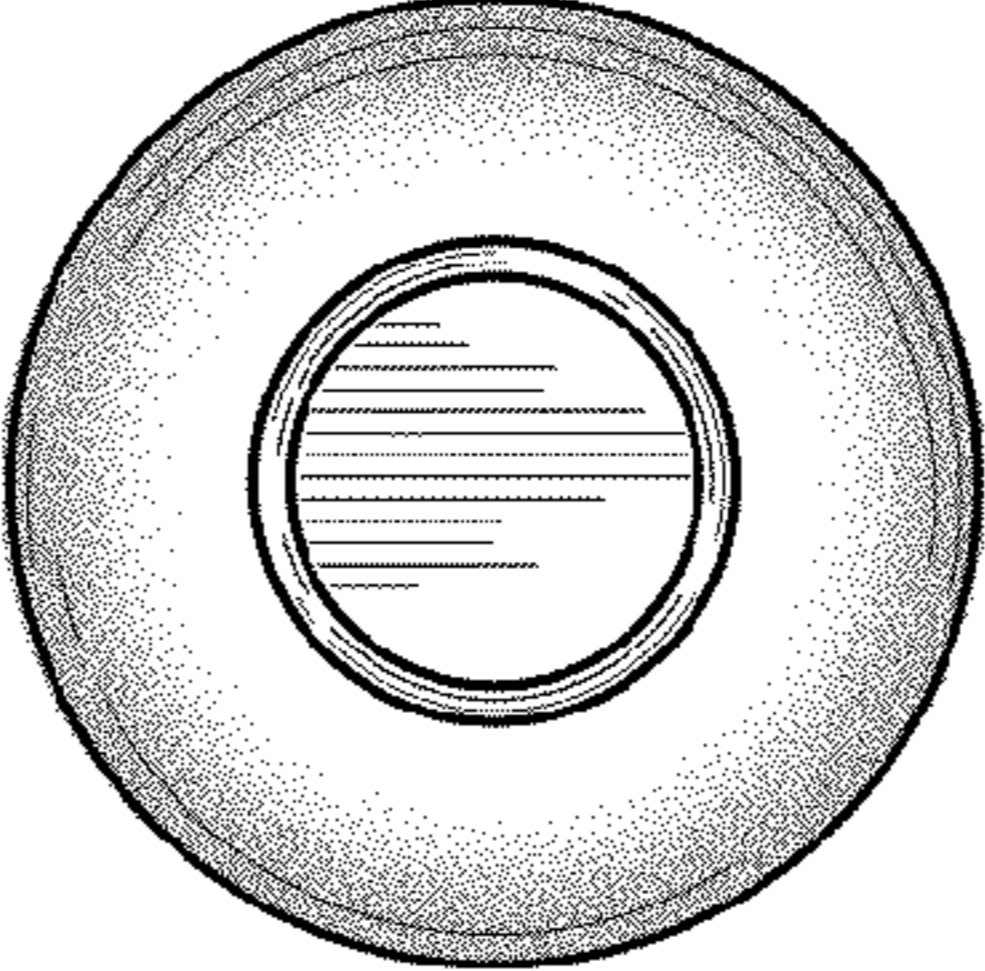


FIG. 7

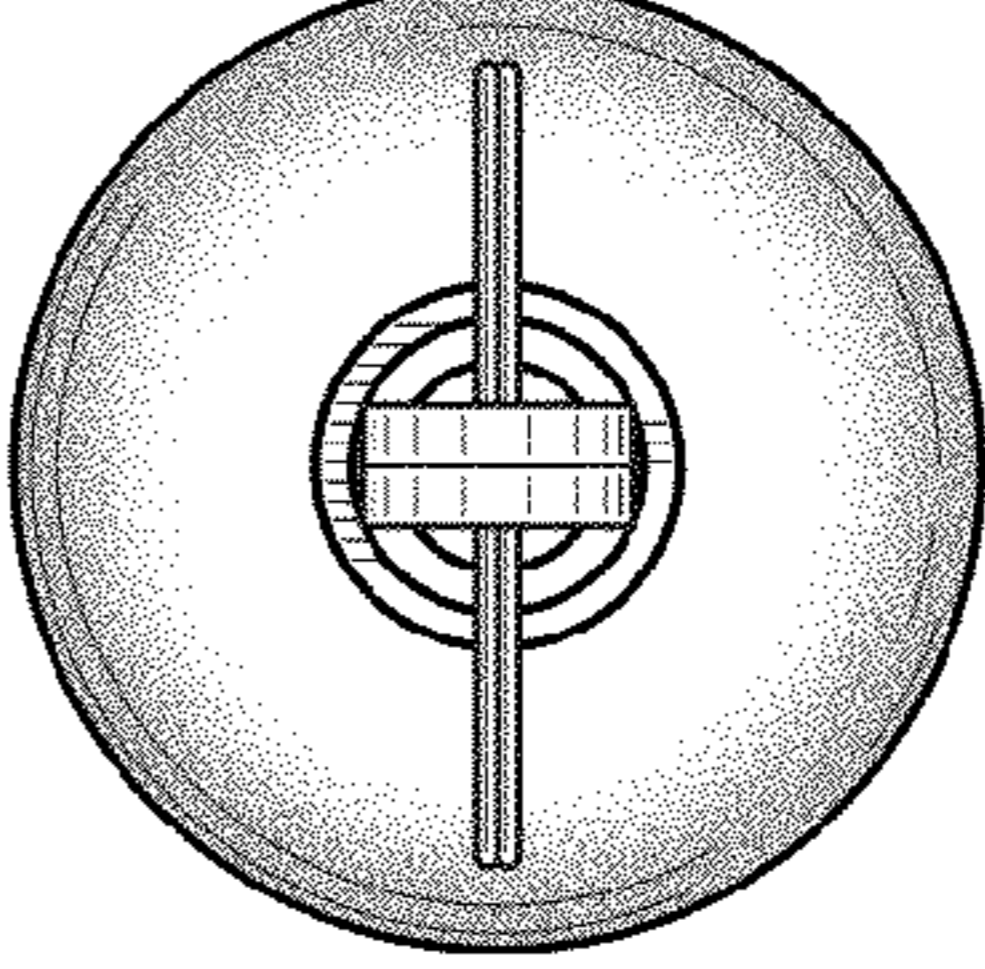


FIG. 6




FIG. 2




FIG. 3




FIG. 4




FIG. 5