



US00D744218S

(12) **United States Design Patent**
Miner

(10) **Patent No.:** **US D744,218 S**

(45) **Date of Patent:** **** Dec. 1, 2015**

(54) **SHOE OUTSOLE**

(71) Applicant: **NIKE, Inc.**, Beaverton, OR (US)

(72) Inventor: **Mark C. Miner**, Portland, OR (US)

(73) Assignee: **NIKE, Inc.**, Beaverton, OR (US)

(**) Term: **14 Years**

(21) Appl. No.: **29/510,392**

(22) Filed: **Nov. 26, 2014**

(51) **LOC (10) Cl.** **02-04**

(52) **U.S. Cl.**
USPC **D2/960**; D2/951; D2/953; D2/957

(58) **Field of Classification Search**
USPC D2/902, 906, 908, 916, 918, 925,
D2/946-962, 977; 36/3 B, 22 R, 24.5, 25 R,
36/28, 32 R, 34 R, 59 C, 67 A, 103
CPC A43B 13/00; A43B 13/02; A43B 13/023;
A43B 13/026; A43B 13/04; A43B 13/08;
A43B 13/10; A43B 13/12; A43B 13/14;
A43B 13/141; A43B 13/143; A43B 13/16;
A43B 13/18; A43B 13/181; A43B 13/187;
A43B 13/189; A43B 13/20; A43B 13/22;
A43B 13/223; A43B 13/24; A43B 13/28;
A43B 13/30; A43B 13/32; A43B 13/34;
A43B 13/36

See application file for complete search history.

(56) **References Cited**

U.S. PATENT DOCUMENTS

D238,123 S 12/1975 Davis
D259,595 S 6/1981 Famolare, Jr.
D279,044 S 6/1985 Norton et al.
D281,460 S * 11/1985 Parker D2/957
D292,242 S 10/1987 Kelley

D298,683 S 11/1988 Kelley et al.
D301,934 S 7/1989 Simonin
D303,871 S 10/1989 Driscoll
D329,534 S * 9/1992 Worthington D2/959
D388,595 S * 1/1998 Lucas D2/954
D399,645 S 10/1998 Percuoco
D405,597 S 2/1999 Carlson
D407,200 S * 3/1999 Clarke D2/972
D411,911 S 7/1999 Carlson
D427,755 S 7/2000 Tresser

(Continued)

OTHER PUBLICATIONS

Nike Footwear Catalog, 2011 Summer Men's Footwear Performance, p. 18, published Aug. 2010, NIKE, Inc., USA.

(Continued)

Primary Examiner — T. Chase Nelson

(74) *Attorney, Agent, or Firm* — Banner & Witcoff, Ltd.

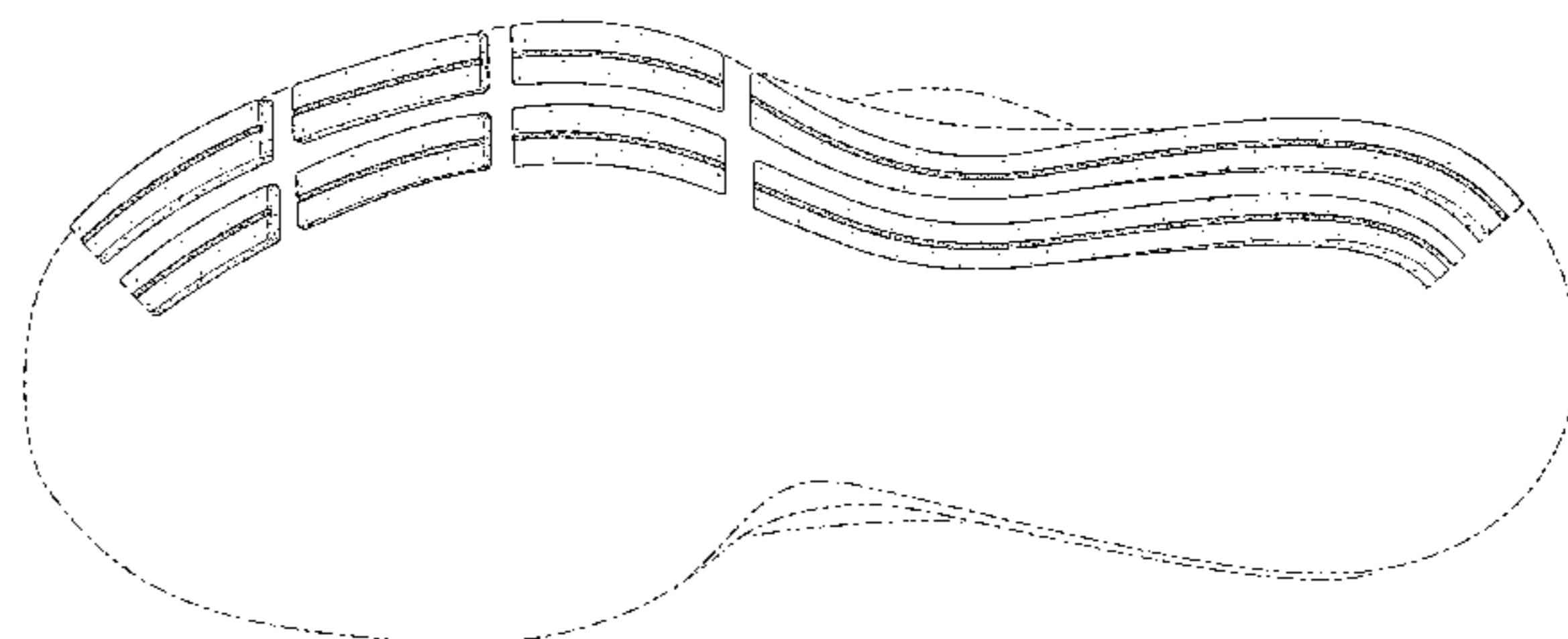
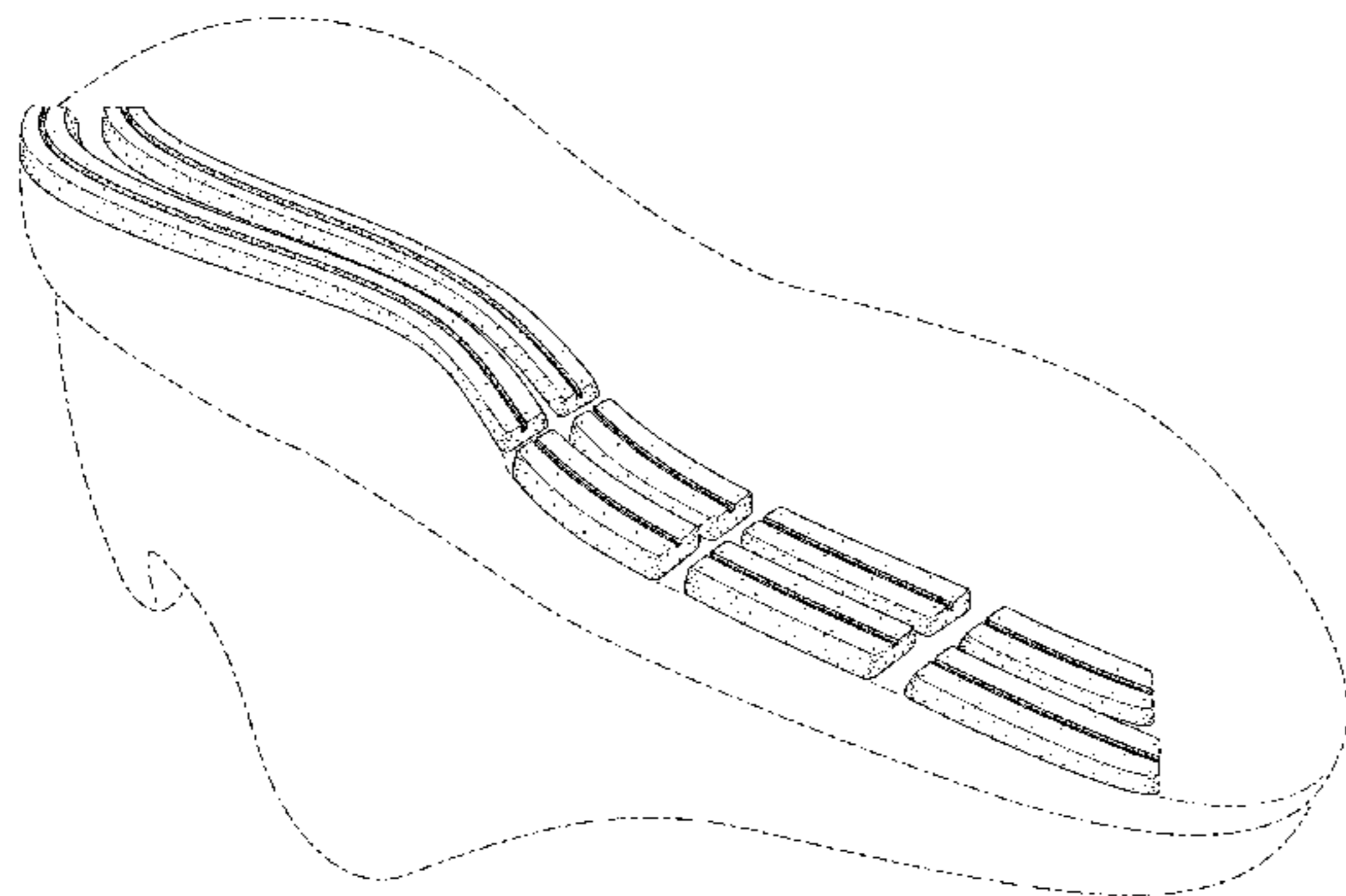
(57) **CLAIM**

The ornamental design for a shoe outsole, as shown and described.

DESCRIPTION

FIG. 1 is a front perspective view of a shoe outsole showing my new design;
FIG. 2 is a plan view thereof;
FIG. 3 is a rear perspective view thereof;
FIG. 4 is a front perspective view of a shoe outsole showing an alternative embodiment of my new design;
FIG. 5 is a plan view thereof; and,
FIG. 6 is a rear perspective view thereof.
The broken lines immediately adjacent to the shaded area represent unclaimed boundaries of the design. The broken lines showing the remainder of the shoe are for environmental purposes only and form no part of the claimed design.

1 Claim, 6 Drawing Sheets



(56)

References Cited

OTHER PUBLICATIONS

U.S. PATENT DOCUMENTS

D440,385 S 4/2001 Matis et al.
D492,095 S 6/2004 Sanchez et al.
D536,861 S 2/2007 Rasmussen
D560,336 S * 1/2008 Nakashima D2/959
D612,137 S 3/2010 Duan
D616,639 S * 6/2010 Larregain et al. D2/957
D638,209 S 5/2011 Eidson et al.
D649,756 S * 12/2011 Thornhill D2/960
D667,213 S * 9/2012 Chen D2/977
D671,724 S 12/2012 Avar et al.
D697,296 S 1/2014 Loyley
D711,637 S 8/2014 Miner
D714,039 S 9/2014 Miner

Nike Footwear Catalog, 2012 Holiday Livestrong Footwear, p. 3, published Feb. 2012, NIKE, Inc., USA.
Nike Footwear Catalog, 2013 Fall Livestrong Footwear, p. 4, published Nov. 2012, NIKE, Inc., USA.
Nike Footwear Catalog, 2013 Spring Core Footwear, p. 10, published May 2012, NIKE, Inc., USA.
Nike Footwear Catalog, 2014 Summer Men's Footwear Performance, p. 15, published Aug. 14, 2013, NIKE, Inc., USA.
Nike Footwear Catalog, 2015 Spring Men's Performance Footwear, p. 17, published May 14, 2014, NIKE, Inc., USA.
Nike Footwear Catalog, 2015 Summer Men's Performance Footwear, p. 21, published Aug. 1, 2014, NIKE, Inc., USA.

* cited by examiner

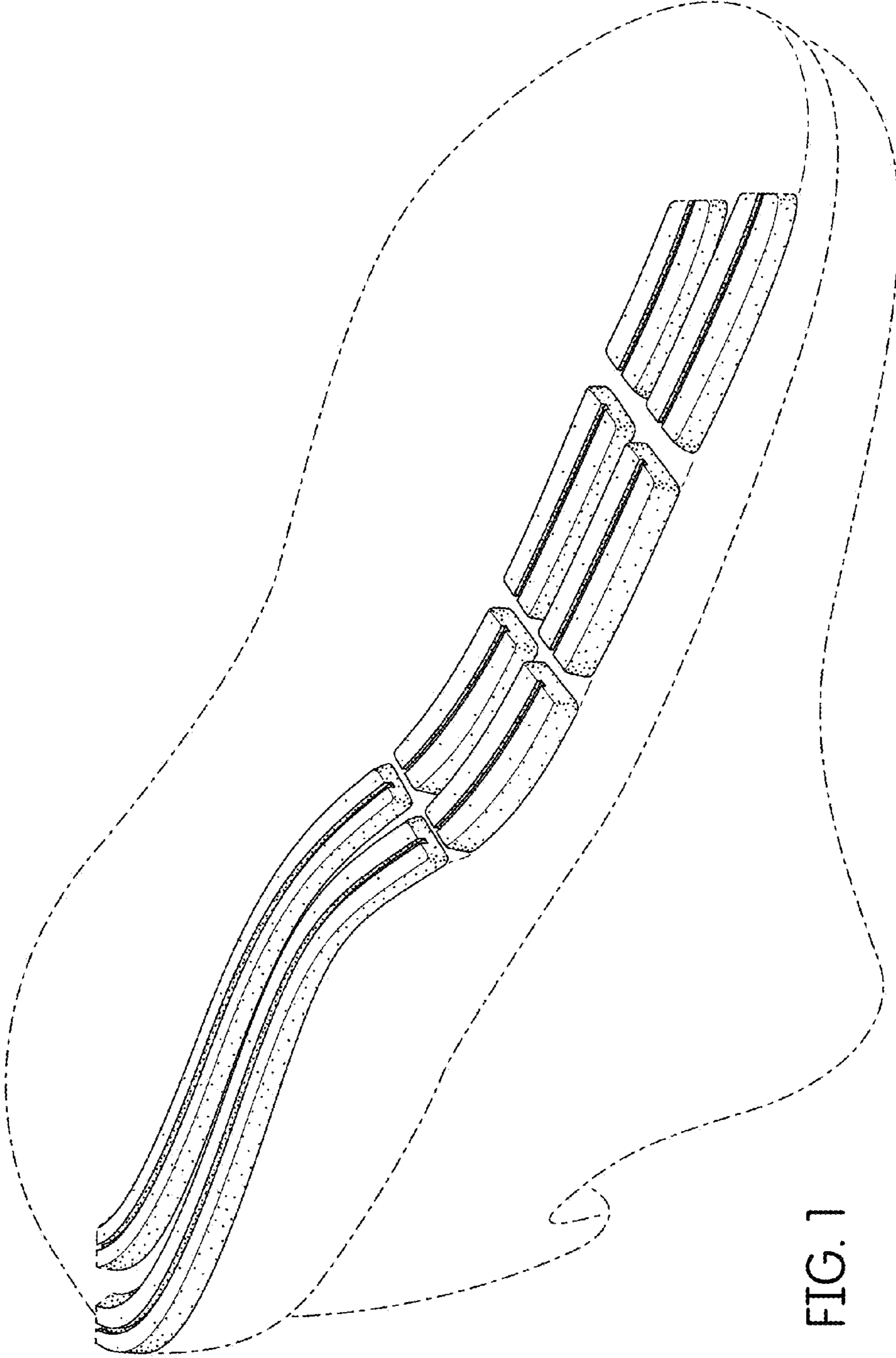


FIG. 1

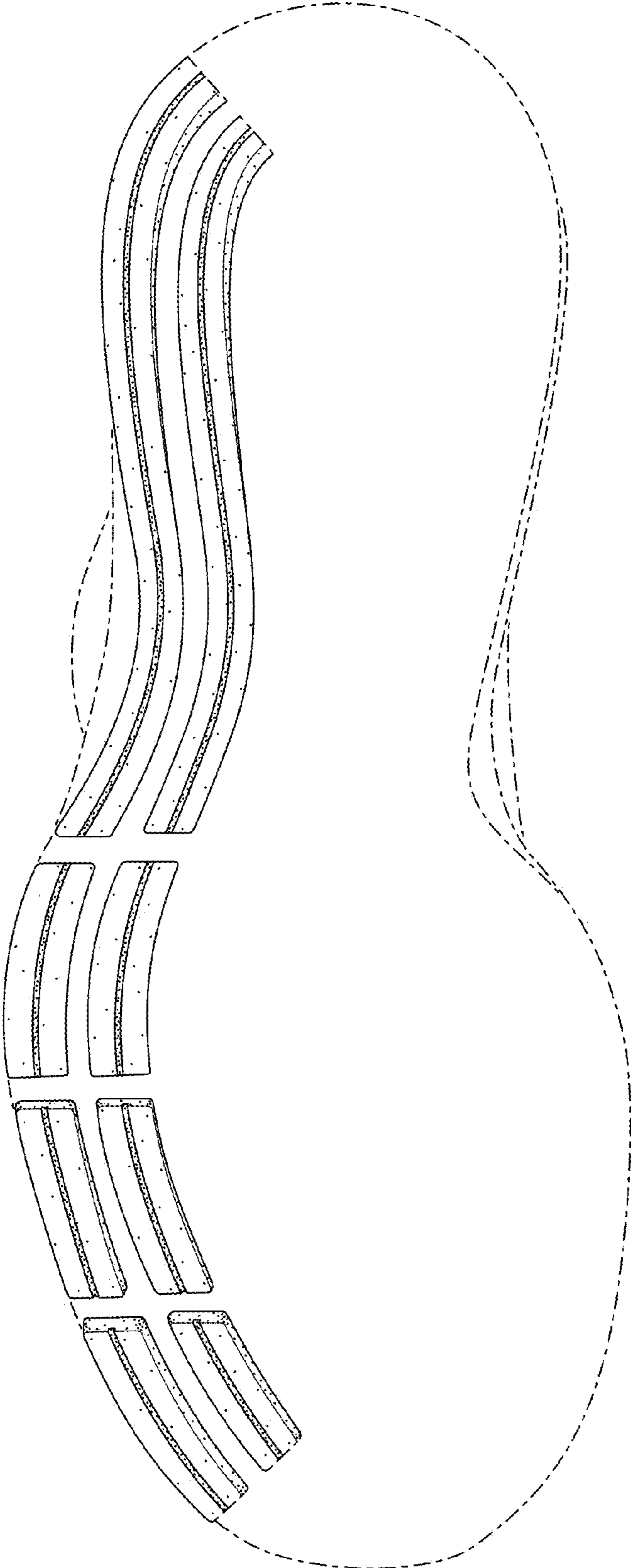


FIG. 2

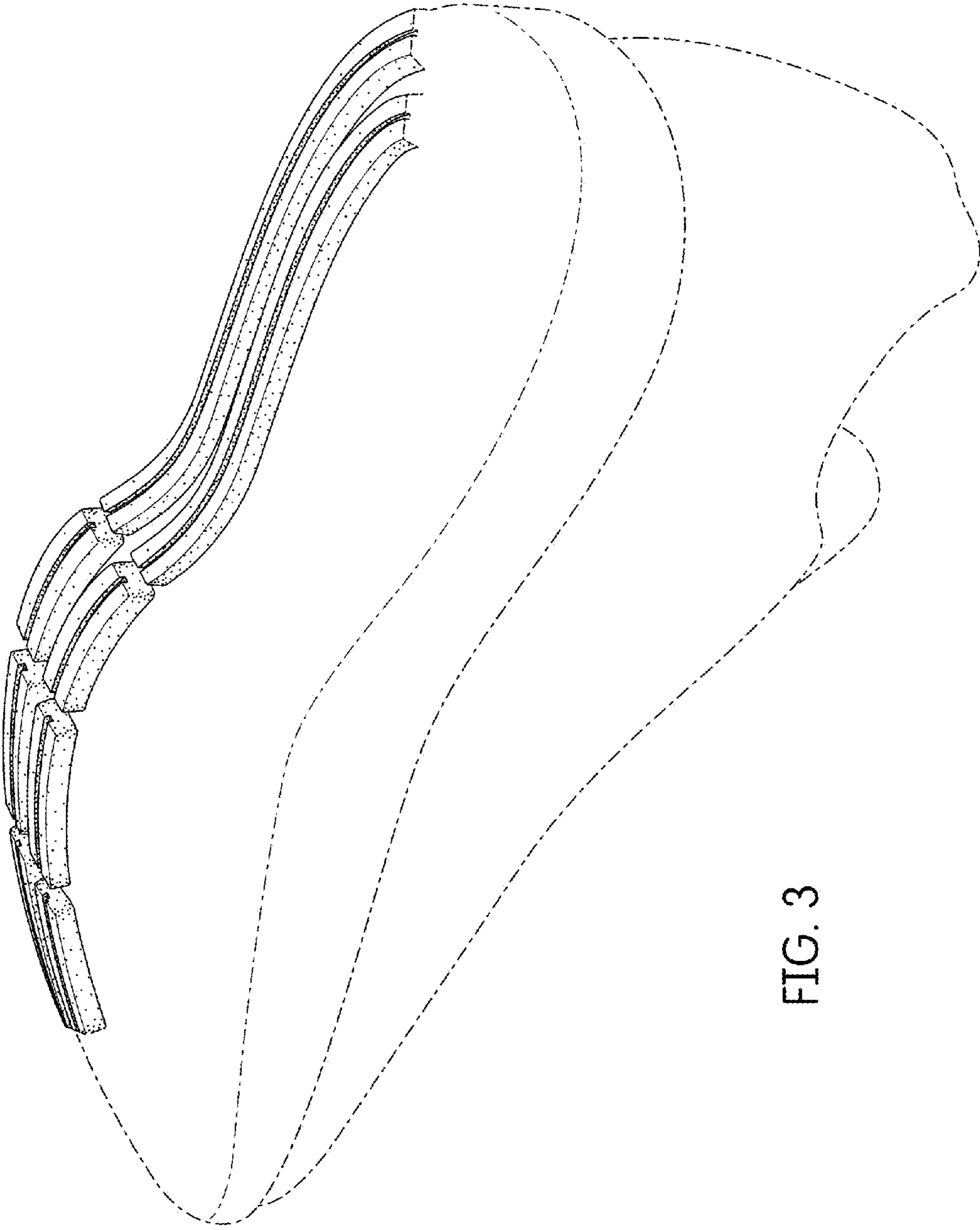


FIG. 3

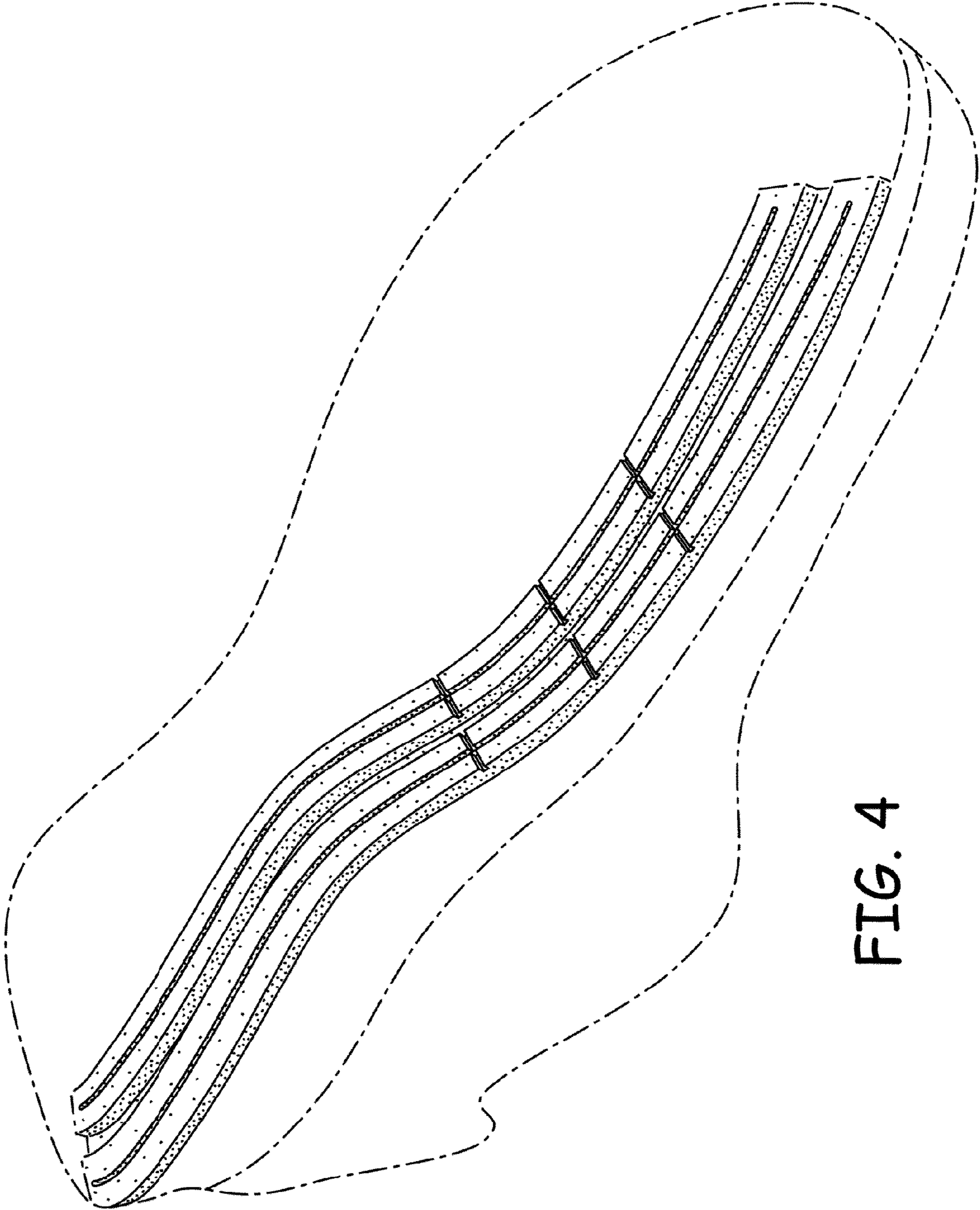


FIG. 4

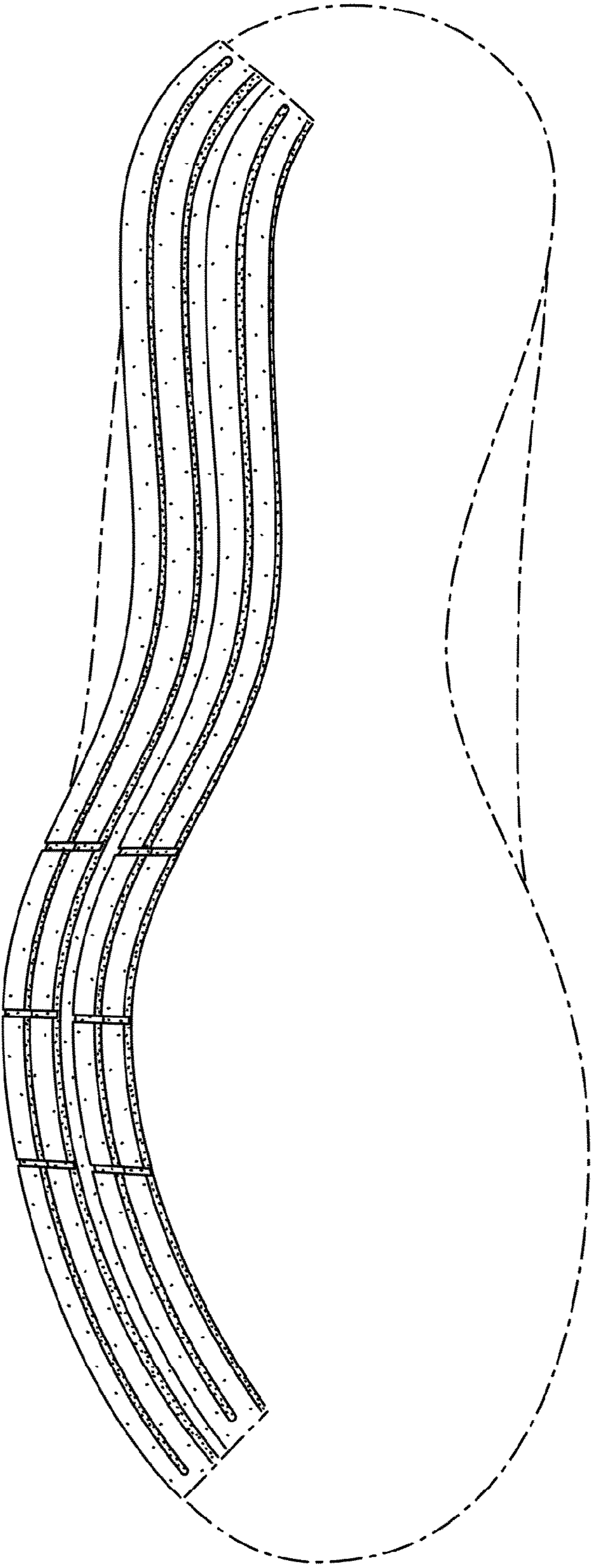


FIG. 5

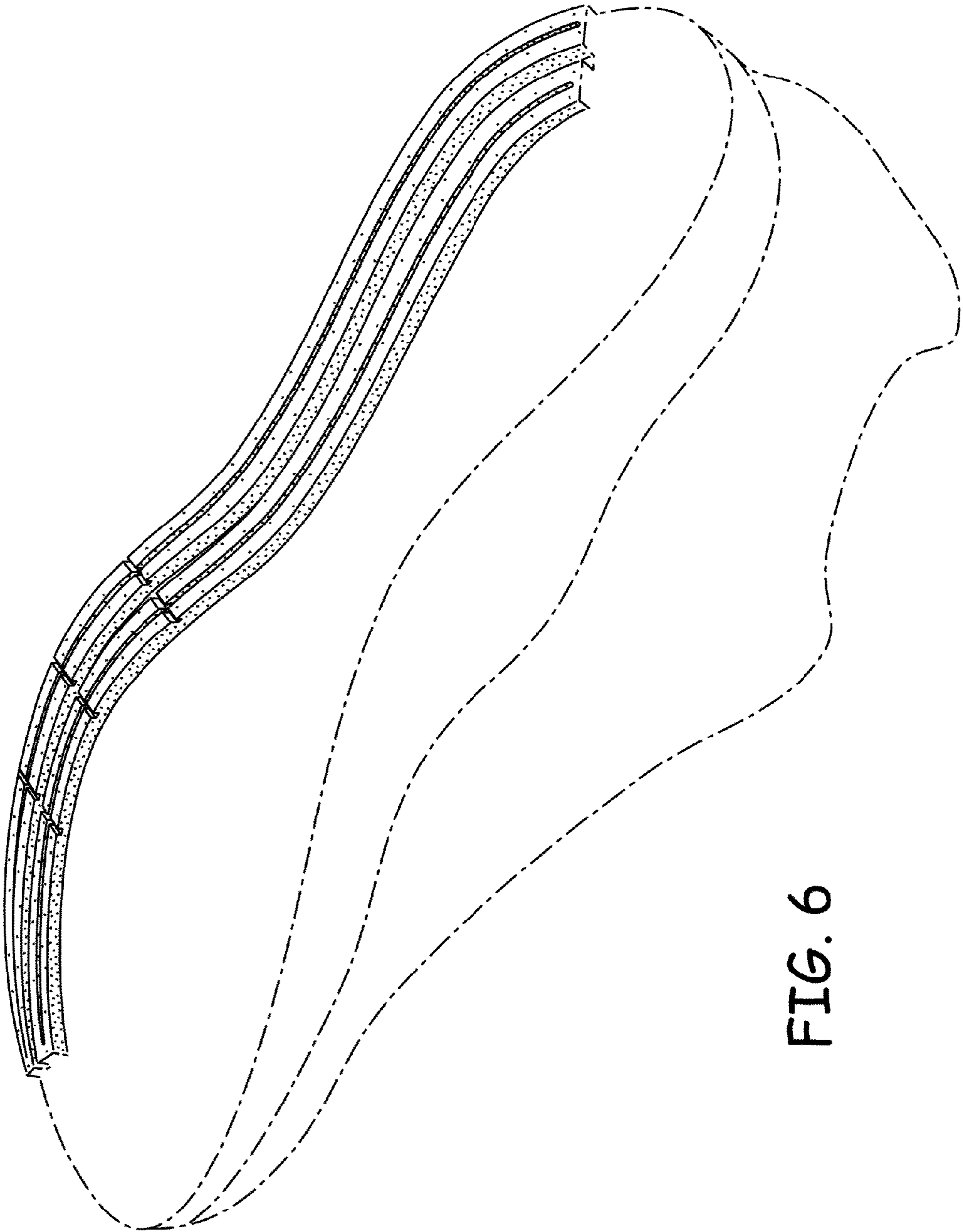


FIG. 6