



US00D744213S

(12) **United States Design Patent**  
**Kasprzak**

(10) **Patent No.:** **US D744,213 S**

(45) **Date of Patent:** **\*\* Dec. 1, 2015**

(54) **SOLE**

(71) Applicant: **ECCO Sko A/S**, Bredebro (DK)

(72) Inventor: **Dieter Kasprzak**, Bredebro (DK)

(73) Assignee: **ECCO Sko A/S**, Bredebro (DK)

(\*\*) Term: **14 Years**

(21) Appl. No.: **29/485,177**

(22) Filed: **Mar. 17, 2014**

(30) **Foreign Application Priority Data**

Sep. 18, 2013 (EM) ..... 002311530-0004

(51) **LOC (10) Cl.** ..... **02-04**

(52) **U.S. Cl.**  
USPC ..... **D2/957; D2/951**

(58) **Field of Classification Search**

USPC ..... D2/902, 906, 908, 916, 918, 925,  
D2/946-962, 977; 36/3 B, 22 R, 24.5, 25 R,  
36/28, 32 R, 34 R, 59 C, 67 A, 103  
CPC ..... A43B 13/00; A43B 13/02; A43B 13/023;  
A43B 13/026; A43B 13/04; A43B 13/08;  
A43B 13/10; A43B 13/12; A43B 13/14;  
A43B 13/141; A43B 13/143; A43B 13/16;  
A43B 13/18; A43B 13/181; A43B 13/187;  
A43B 13/189; A43B 13/20; A43B 13/22;  
A43B 13/223; A43B 13/24; A43B 13/28;  
A43B 13/30; A43B 13/32; A43B 13/34;  
A43B 13/36

See application file for complete search history.

(56) **References Cited**

**U.S. PATENT DOCUMENTS**

1,869,257 A \* 7/1932 Hitzler ..... 36/3 R  
4,255,874 A \* 3/1981 Sironi ..... 36/32 R  
D281,032 S \* 10/1985 Austin ..... D2/957

D352,597 S \* 11/1994 Cohen ..... D2/953  
D357,570 S \* 4/1995 Parisotto ..... D2/904  
D395,341 S \* 6/1998 Greenberg ..... D2/957  
5,843,268 A \* 12/1998 Lyden et al. .... 156/324.4  
D412,238 S \* 7/1999 Greenberg ..... D2/957  
5,926,974 A \* 7/1999 Friton ..... 36/28  
D468,079 S \* 1/2003 DeGrand et al. .... D2/951  
D495,857 S \* 9/2004 Herbst ..... D2/957  
D504,756 S \* 5/2005 Adams et al. .... D2/952  
D552,334 S \* 10/2007 Lee ..... D2/957  
D571,987 S \* 7/2008 Della Valle ..... D2/954  
D580,637 S \* 11/2008 Winjum ..... D2/951  
D591,035 S \* 4/2009 Belley et al. .... D2/952  
D592,847 S \* 5/2009 Rosenbaum ..... D2/957  
7,707,750 B2 \* 5/2010 Garneau ..... 36/131  
D635,338 S \* 4/2011 Favreau et al. .... D2/946  
D645,239 S \* 9/2011 McClaskie ..... D2/957  
D646,050 S \* 10/2011 Norton ..... D2/957  
D686,403 S \* 7/2013 Denniston ..... D2/957  
D686,404 S \* 7/2013 McCourt ..... D2/958  
D712,124 S \* 9/2014 Truelsen ..... D2/957  
D724,295 S \* 3/2015 Dodge et al. .... D2/954  
8,991,076 B2 \* 3/2015 Kasprzak ..... 36/127

(Continued)

*Primary Examiner* — T. Chase Nelson

(74) *Attorney, Agent, or Firm* — McCormick, Paulding & Huber LLP

(57) **CLAIM**

The ornamental design for a sole, substantially as shown.

**DESCRIPTION**

FIG. 1 is a bottom view of a sole comprising a new, original and ornamental design;

FIG. 2 is a front view thereof;

FIG. 3 is a left-hand side view thereof;

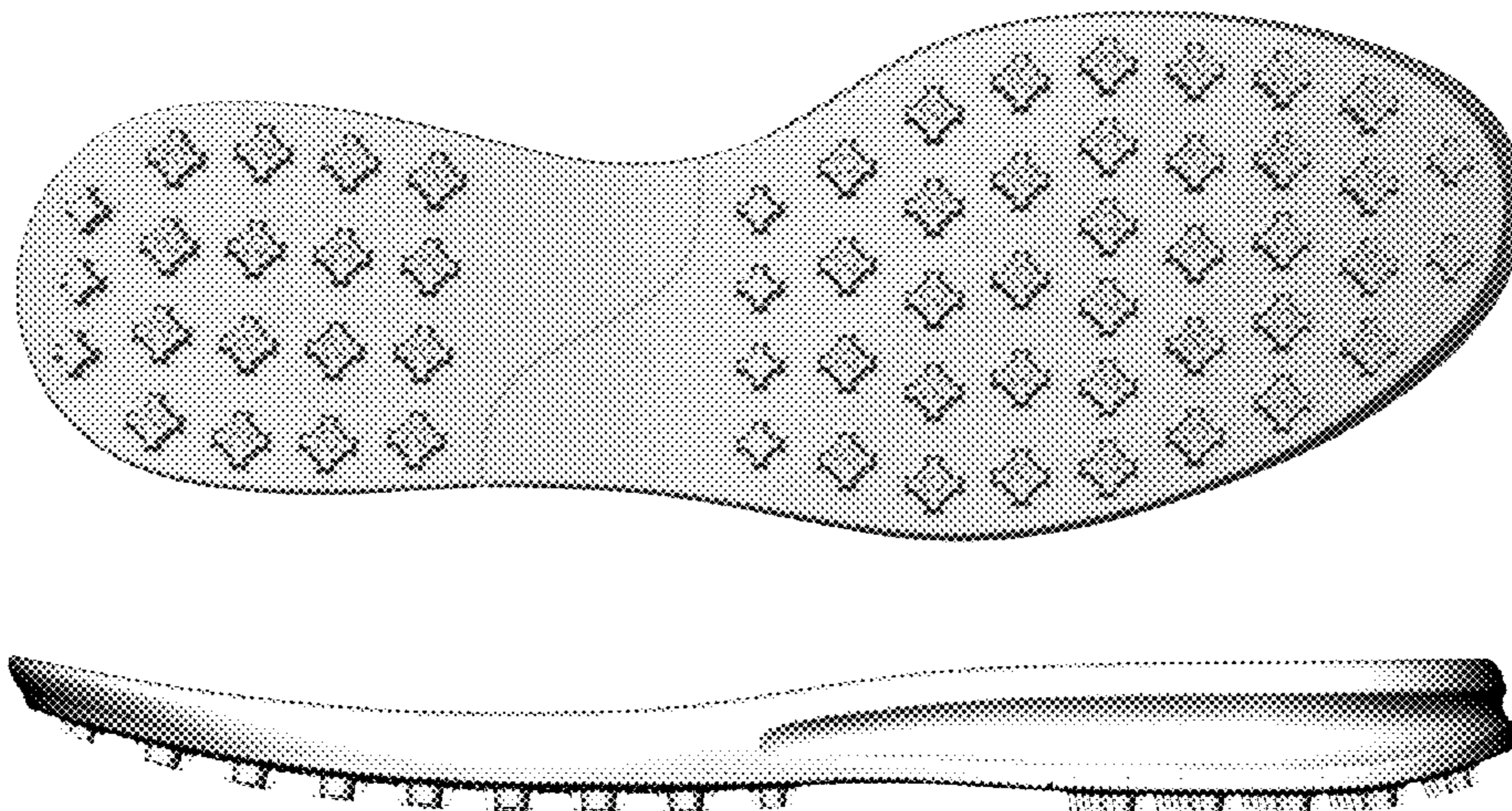
FIG. 4 is a front, top, right-hand side perspective view thereof;

FIG. 5 is a right-hand side view thereof;

FIG. 6 is a top view thereof; and,

FIG. 7 is a rear view thereof.

**1 Claim, 4 Drawing Sheets**



(56)

**References Cited**

U.S. PATENT DOCUMENTS

D726,998 S *	4/2015	Mochen .....	D2/906	2008/0235990 A1 *	10/2008	Wegener .....	36/100
D728,912 S *	5/2015	Taestensen .....	D2/954	2011/0252669 A1 *	10/2011	Kasprzak .....	36/127
D728,915 S *	5/2015	Taestensen .....	D2/960	2012/0324762 A1 *	12/2012	Soumokil et al. ....	36/103
9,021,722 B2 *	5/2015	Kasprzak .....	36/127	2013/0160328 A1 *	6/2013	Hatfield et al. ....	36/103
D731,769 S *	6/2015	Raysse .....	D2/954	2013/0232823 A1 *	9/2013	Kasprzak .....	36/103
D734,931 S *	7/2015	McCourt .....	D2/957	2014/0325876 A1 *	11/2014	Dodge et al. ....	36/103
D734,934 S *	7/2015	Cate et al. ....	D2/962	2015/0047222 A1 *	2/2015	Rushbrook .....	36/83
2004/0016146 A1 *	1/2004	Oman et al. ....	36/29	2015/0128455 A1 *	5/2015	Lubart .....	36/25 R
2006/0005423 A1 *	1/2006	Wu .....	36/3 B	2015/0173450 A1 *	6/2015	Kasprzak .....	A43B 13/02
				2015/0196087 A1 *	7/2015	Meschter et al. ....	A43B 13/02
				2015/0208755 A1 *	7/2015	Rustam et al. ....	A43B 13/02

\* cited by examiner

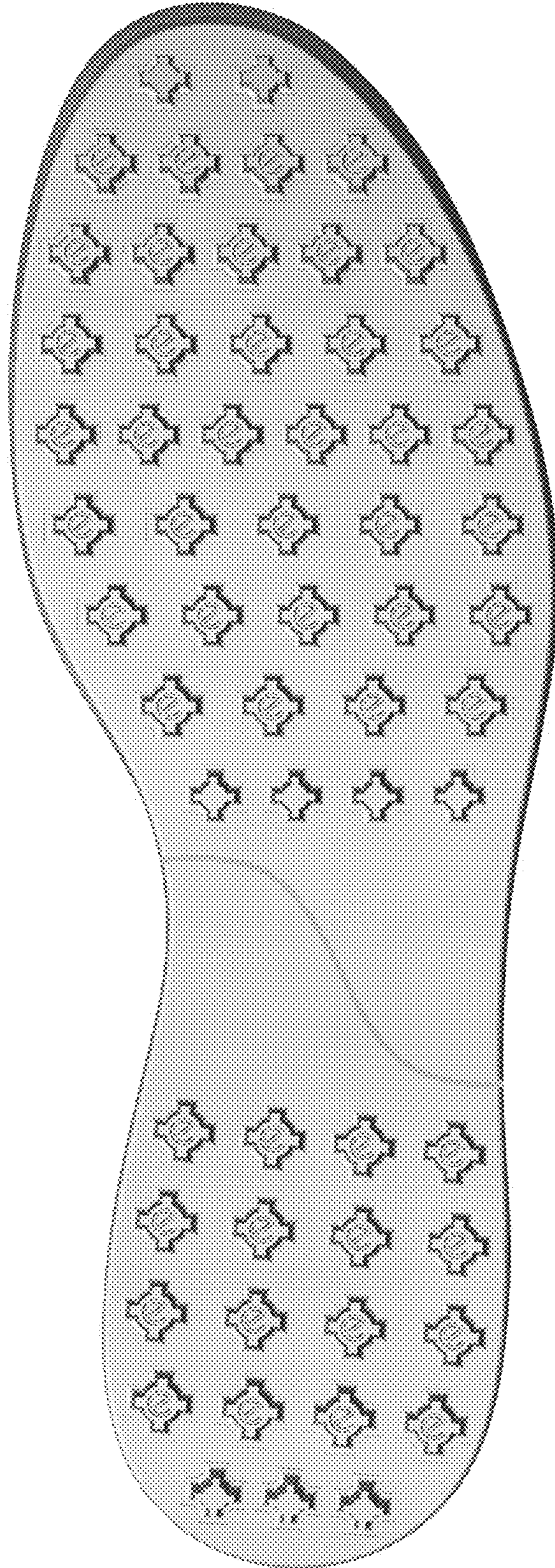


FIG. 1




FIG. 2

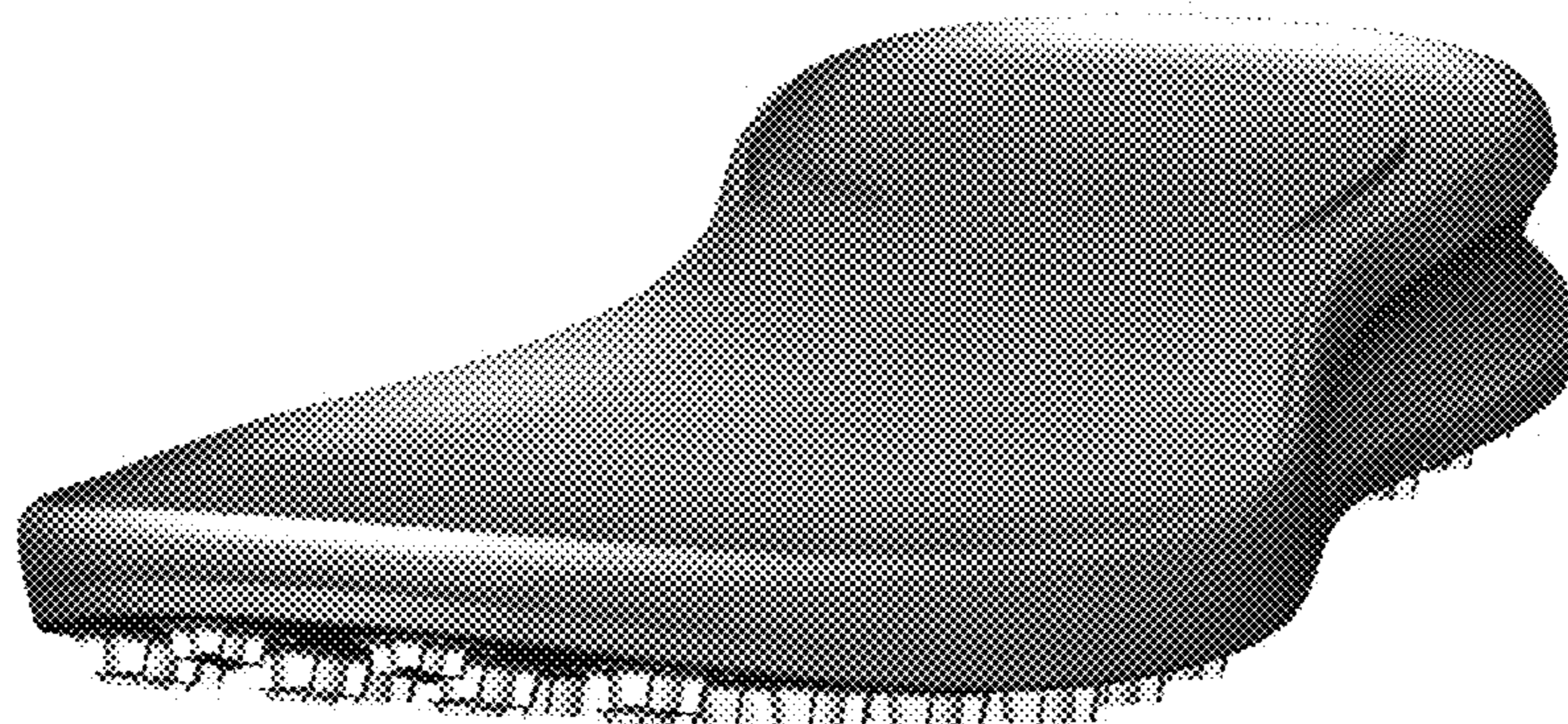


FIG. 4




FIG. 7




FIG. 3

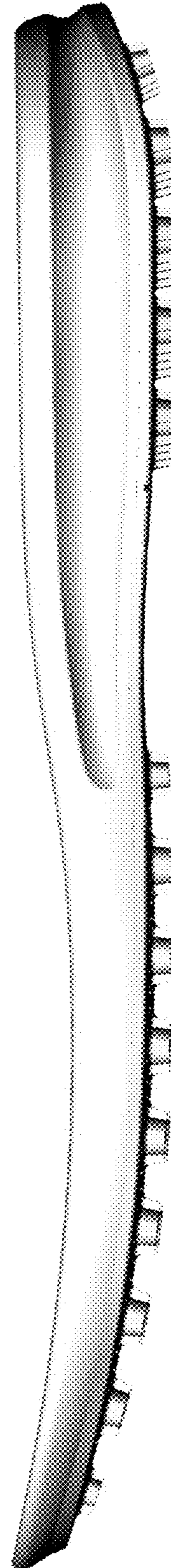


FIG. 5

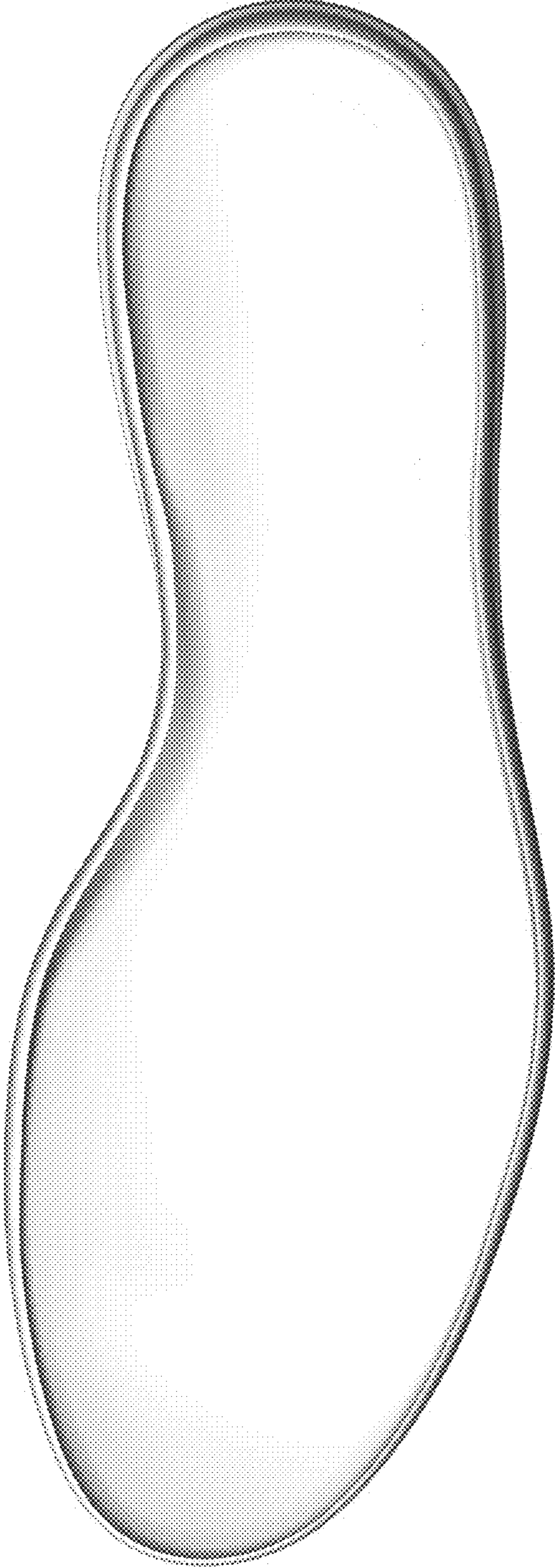


FIG. 6