



US00D744131S

(12) **United States Design Patent**
Weil

(10) **Patent No.:** **US D744,131 S**

(45) **Date of Patent:** **** Nov. 24, 2015**

(54) **TAILLIGHT FOR A VEHICLE**
(71) Applicant: **Bayerische Motoren Werke Aktiengesellschaft, Munich (DE)**
(72) Inventor: **Christopher Weil, Munich (DE)**
(73) Assignee: **Bayerische Motoren Werke Aktiengesellschaft, Munich (DE)**

D716,978 S * 11/2014 Selvaag D26/28
D720,484 S * 12/2014 Nordmann D26/28
D720,873 S * 1/2015 Lim et al. D26/28

(**) Term: **14 Years**
(21) Appl. No.: **29/486,321**
(22) Filed: **Mar. 28, 2014**

FOREIGN PATENT DOCUMENTS

WO DM/072624 5/2010
WO DM/079908 7/2013

* cited by examiner

Primary Examiner — Garth Rademaker
Assistant Examiner — Llorellys Martinez-Rivera
(74) *Attorney, Agent, or Firm* — Crowell & Moring LLP

(30) **Foreign Application Priority Data**
Sep. 30, 2013 (DE) 40 2013 100 992
(51) **LOC (10) Cl.** **26-06**
(52) **U.S. Cl.**
USPC **D26/28**
(58) **Field of Classification Search**
USPC D26/28-36; 362/459-476, 485-487,
362/543-549
CPC ... F21S 48/1159; F21S 48/00; F21S 48/1241;
F21S 48/10; F21S 48/1329; F21S 48/20;
F21S 48/2225; F21S 48/1266
See application file for complete search history.

(57) **CLAIM**
The ornamental design for a taillight for a vehicle, as shown and described.

DESCRIPTION

This application contains subject matter related to the following U.S. design patent applications:
Application Ser. No. 29/486,314, filed herewith and entitled “vehicle, toy, and/or replicas thereof”; and
Application Ser. No. 29/486,316, filed herewith and entitled “vehicle, toy, and/or replicas thereof”.
FIG. 1 is a front view of a taillight for a vehicle according to the design;
FIG. 2 is a left, front perspective view thereof;
FIG. 3 is a right, front perspective view thereof;
FIG. 4 is a left side view thereof;
FIG. 5 is a right side view thereof;
FIG. 6 is a top view thereof;
FIG. 7 is a bottom view thereof; and,
FIG. 8 is a rear view thereof.
The distortion line shown in FIG. 4 is caused by light refraction at a seam where two pieces of material forming the transparent outer portion of the design meet.

(56) **References Cited**
U.S. PATENT DOCUMENTS
D302,595 S * 8/1989 Spada et al. D26/28
D605,793 S * 12/2009 Weil D26/28
D638,559 S * 5/2011 Huet D26/28
D638,962 S * 5/2011 Froehlich D26/28
D694,441 S * 11/2013 Johnson D26/28

1 Claim, 8 Drawing Sheets






Fig. 1



Fig. 2



Fig. 3



Fig. 4

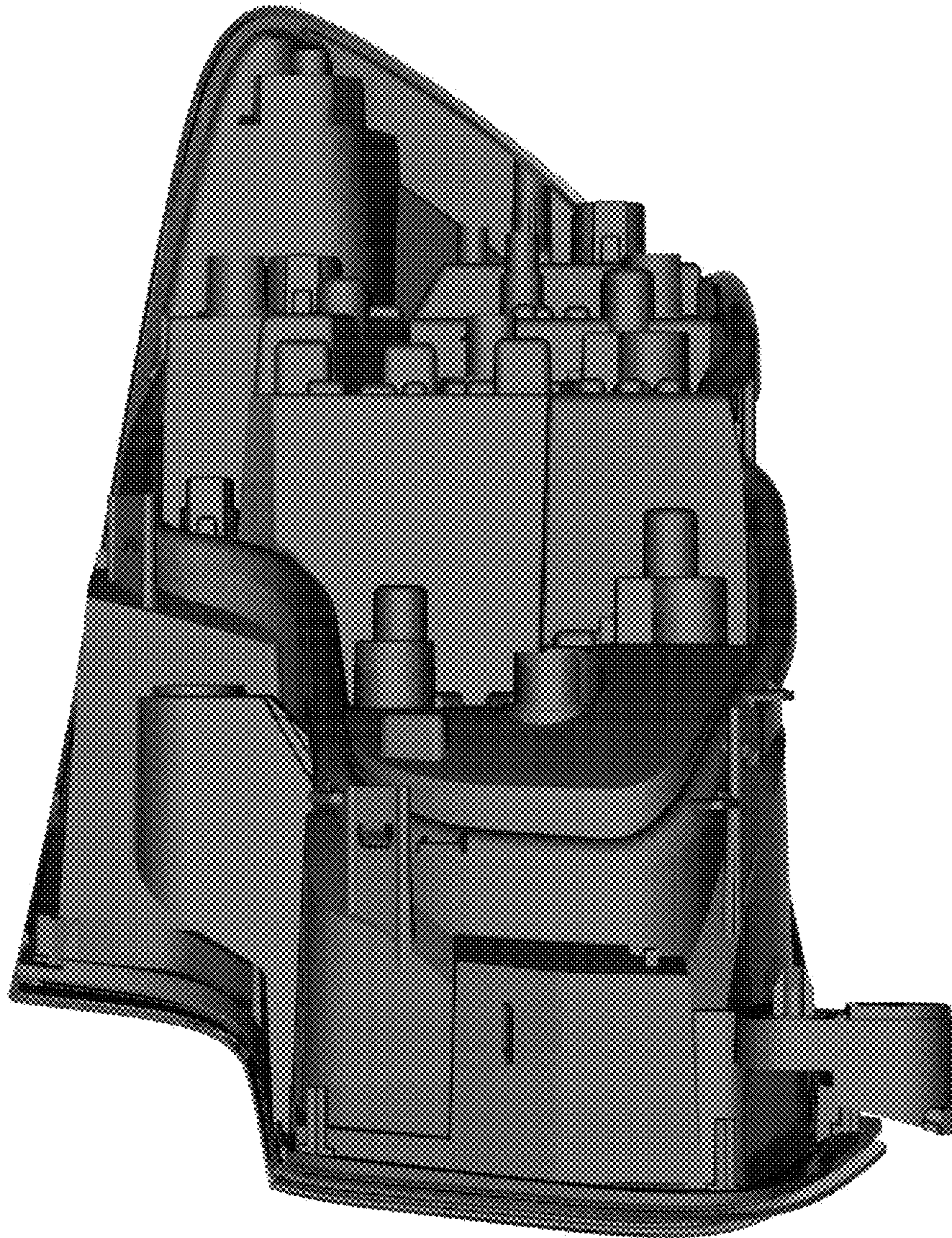


Fig. 5

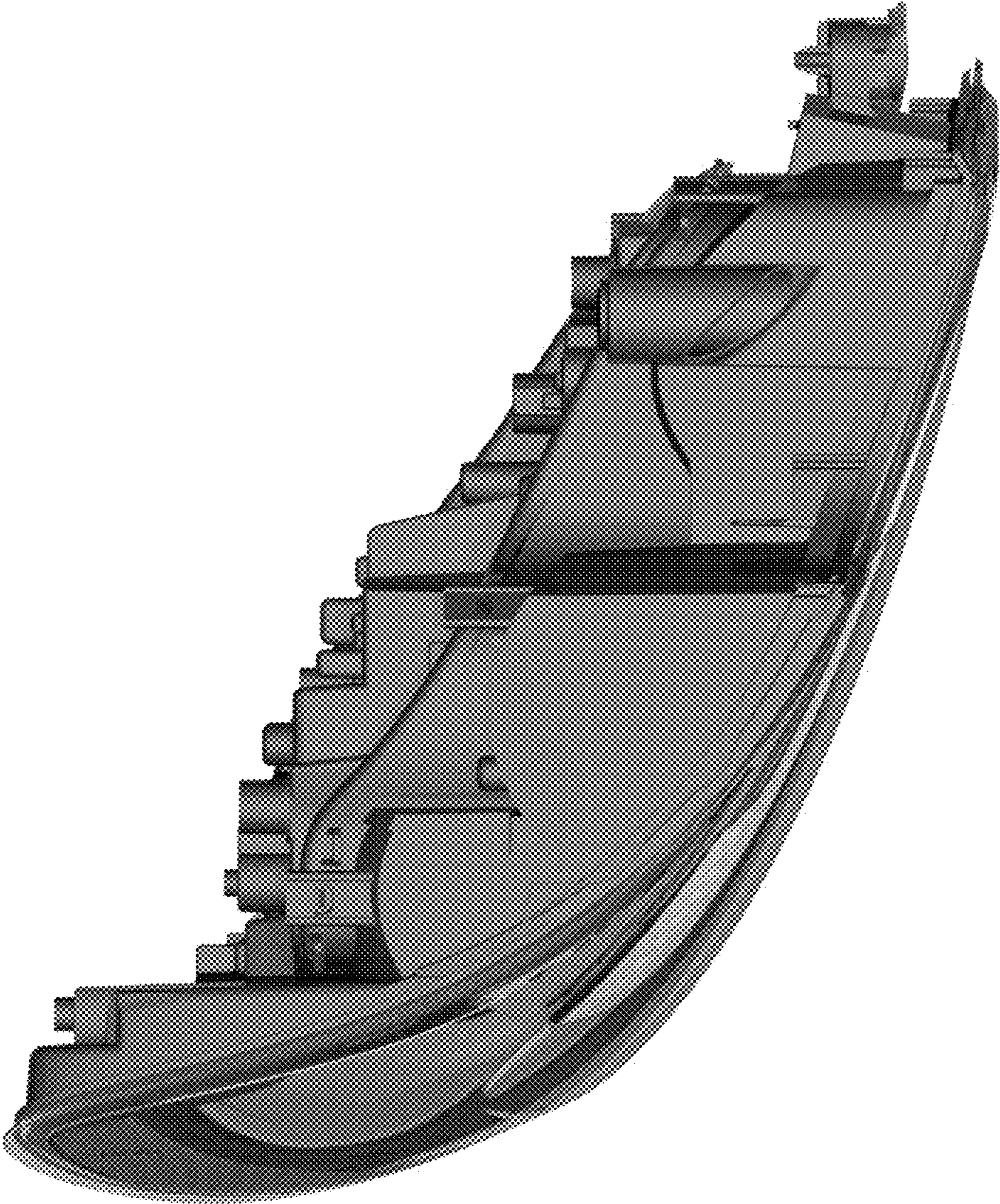


Fig. 6

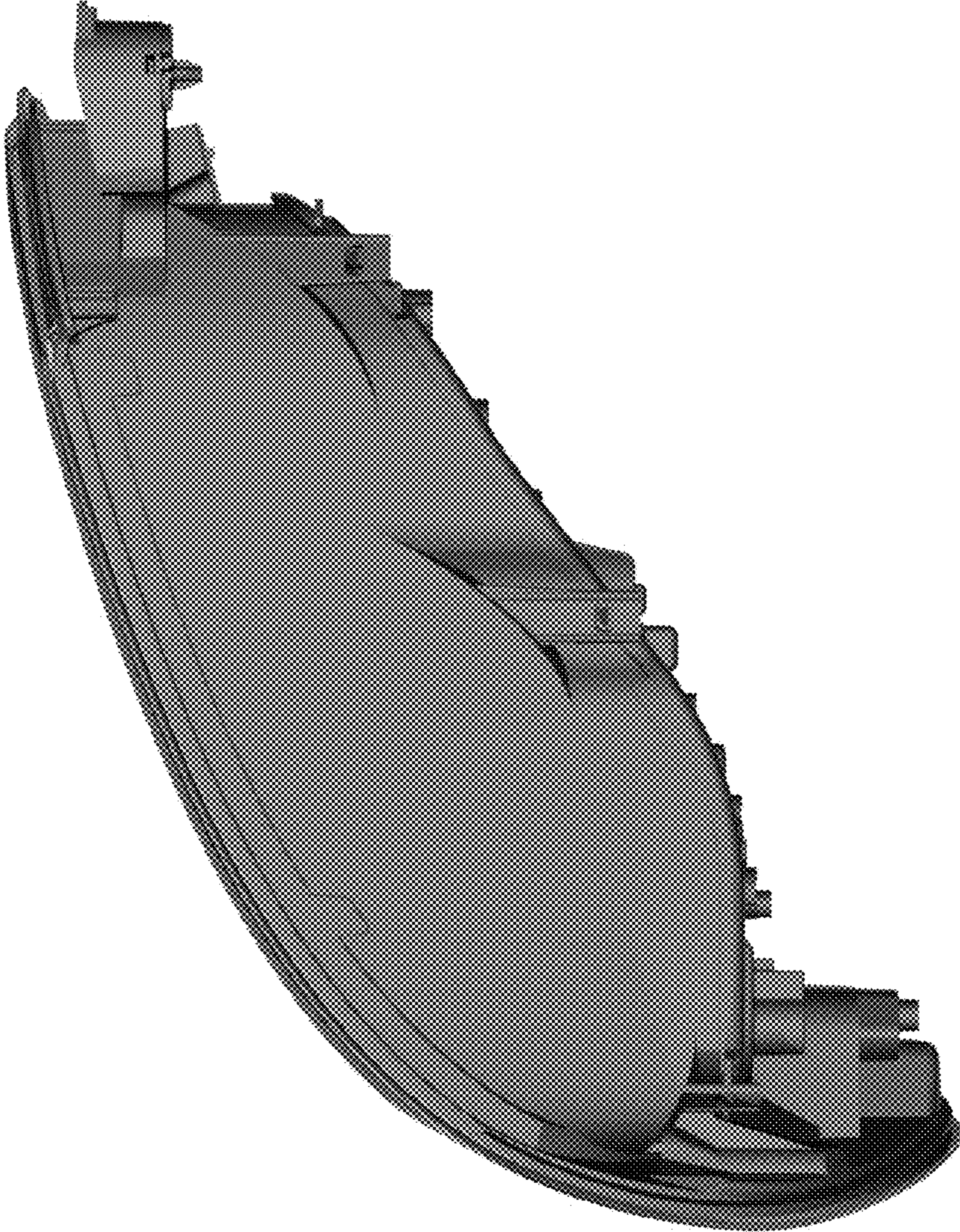


Fig. 7

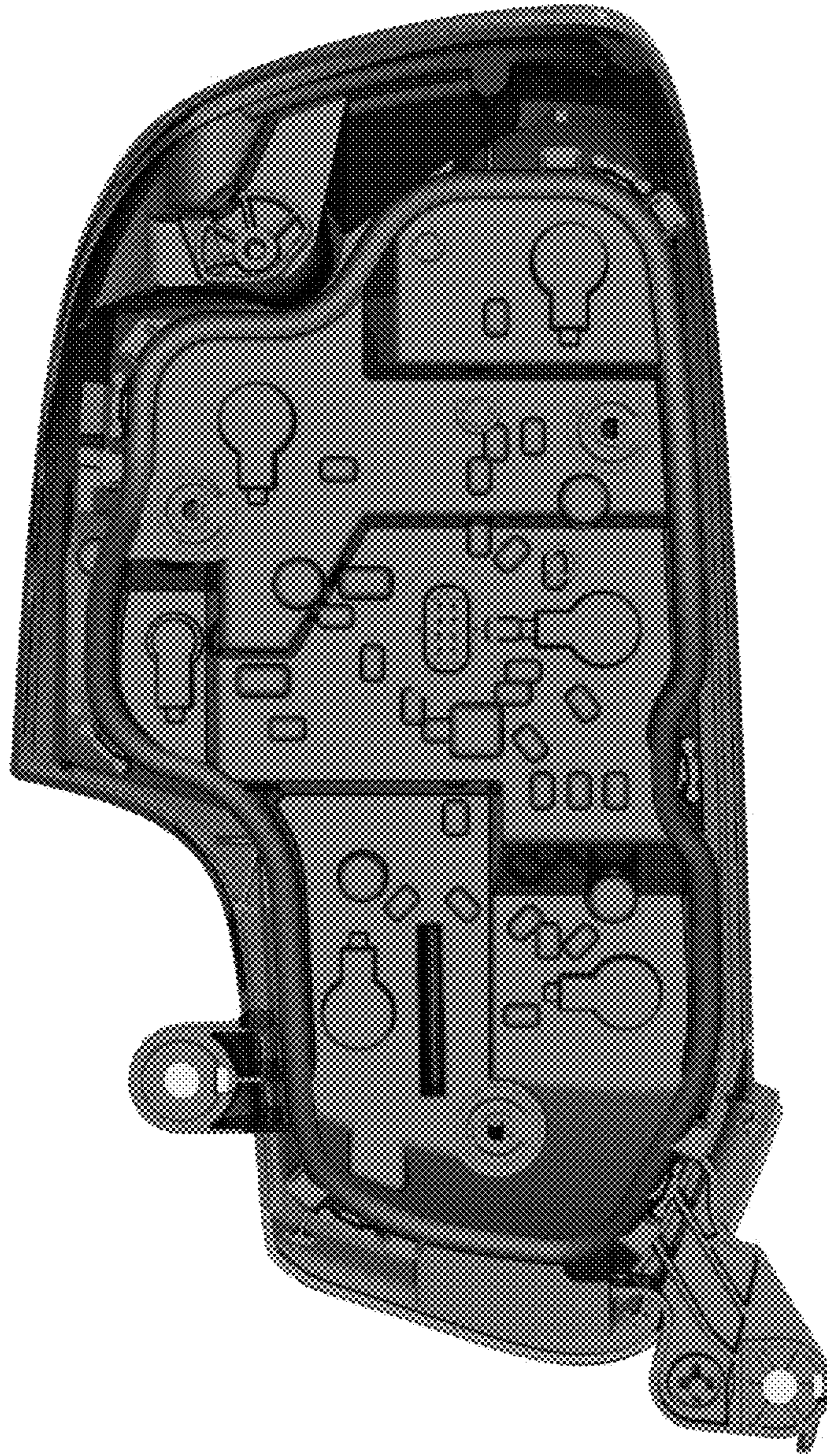


Fig. 8