



US00D744116S

(12) **United States Design Patent**
Gervais et al.

(10) **Patent No.:** **US D744,116 S**
(45) **Date of Patent:** **** Nov. 24, 2015**

(54) **PORTION OF A LATTICE**

(71) Applicant: **Universal Forest Products, Inc.**, Grand Rapids, MI (US)

(72) Inventors: **Yvon Gervais**, Grand Rapids, MI (US); **Michel J. Guilbeault**, Grand Rapids, MI (US); **Jonathan Laroche**, Grand Rapids, MI (US)

(73) Assignee: **Universal Forest Products, Inc.**, Grand Rapids, MI (US)

(**) Term: **14 Years**

(21) Appl. No.: **29/494,660**

(22) Filed: **Jun. 23, 2014**

(51) **LOC (10) Cl.** **08-99**

(52) **U.S. Cl.**
USPC **D25/100**

(58) **Field of Classification Search**
USPC D25/100
CPC E04B 1/19; E04B 2001/1954; E04B 2001/1936; E04B 2001/1927; E04B 2001/1984; E04B 2001/1987; E04C 2/426; E04C 2/42; E04C 2/427; E04C 2/428; E06B 9/01

See application file for complete search history.

(56) **References Cited**

U.S. PATENT DOCUMENTS

D366,532 S * 1/1996 Herbst et al. D25/100
D412,755 S * 8/1999 Lewis D25/100
D496,469 S * 9/2004 Griffith D25/100
2005/0034398 A1 * 2/2005 Mauk et al. 52/506.01

FOREIGN PATENT DOCUMENTS

WO WO 9213164 A1 * 8/1992

* cited by examiner

Primary Examiner — Doris Clark

(74) *Attorney, Agent, or Firm* — McGarry Bair PC

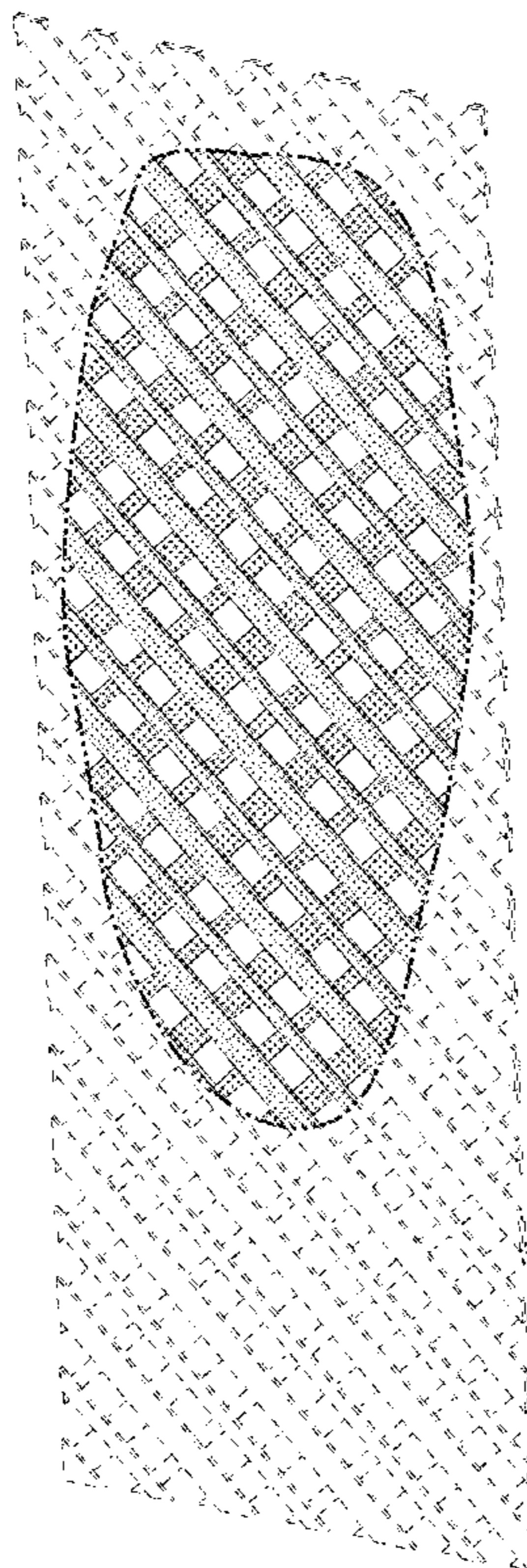
(57) **CLAIM**

The ornamental design for a portion of a lattice, as shown and described.

DESCRIPTION

FIG. 1 is a perspective view of a portion of a lattice showing our new design;
FIG. 2 is a front view of a portion of a lattice; and,
FIG. 3 is a rear view of a portion of a lattice.
The details shown in broken lines form no part of the design.

1 Claim, 3 Drawing Sheets



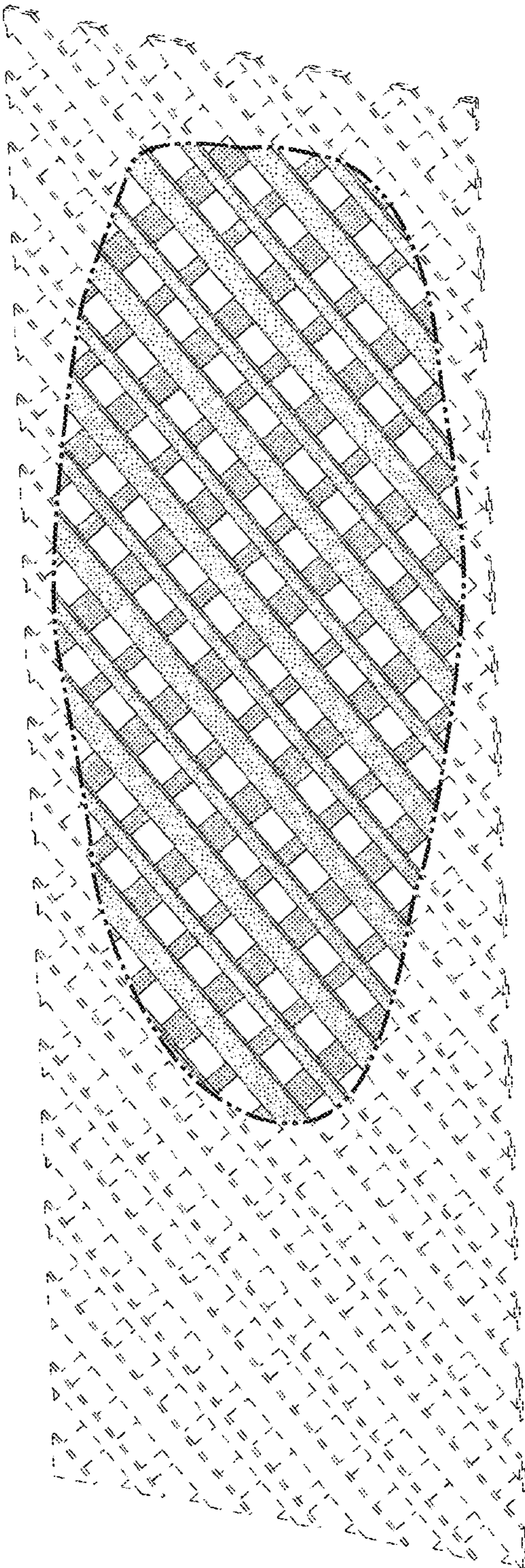


FIG. 1

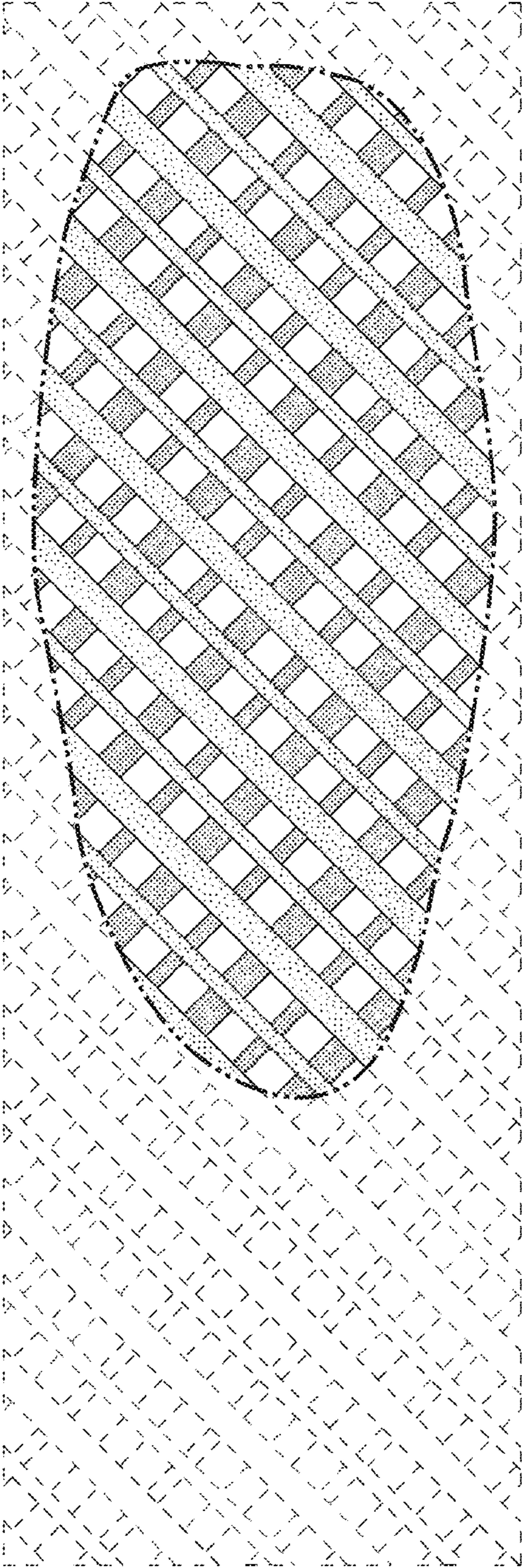


FIG. 2

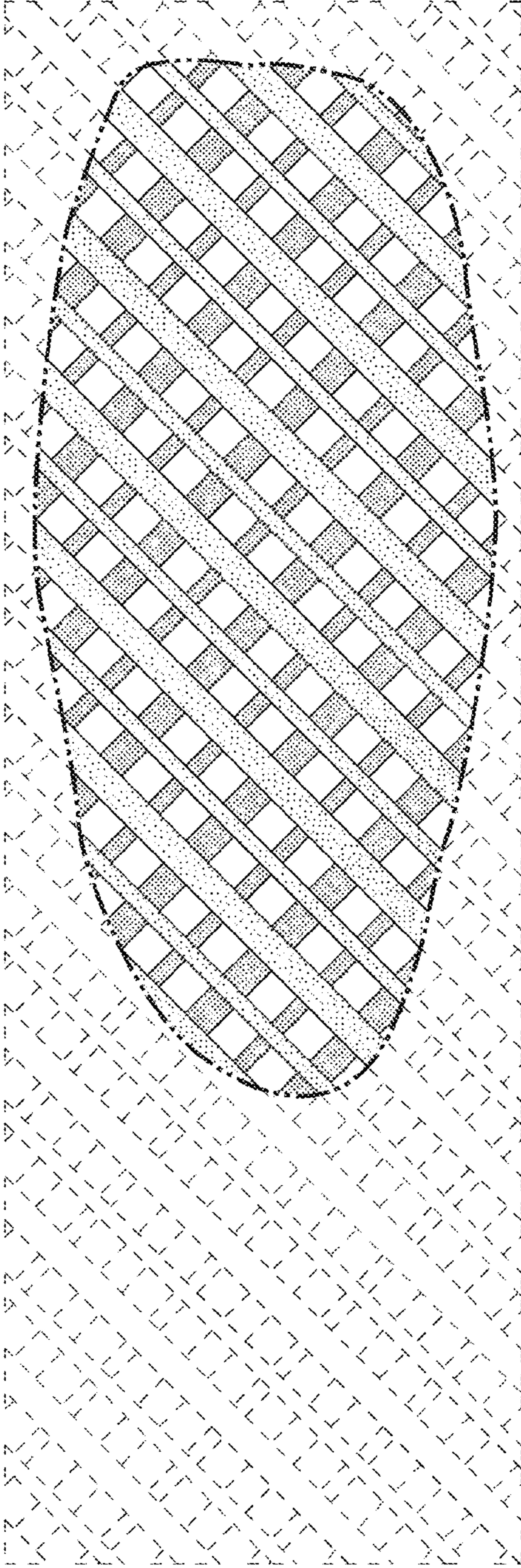


FIG. 3