



US00D744098S

(12) **United States Design Patent**  
**Suval**

(10) **Patent No.:** **US D744,098 S**

(45) **Date of Patent:** **\*\* Nov. 24, 2015**

(54) **TIP OF A PERCUTANEOUS ACCESS DEVICE**

(71) Applicant: **William Suval**, Apple Valley (CA)

(72) Inventor: **William Suval**, Apple Valley (CA)

(\*\*) Term: **14 Years**

(21) Appl. No.: **29/512,618**

(22) Filed: **Dec. 20, 2014**

(51) **LOC (10) Cl.** ..... **24-02**

(52) **U.S. Cl.**  
USPC ..... **D24/133**

(58) **Field of Classification Search**  
USPC ..... D24/135, 130, 133, 140, 147; D19/119,  
D19/120, 125, 161; 600/201, 206, 208, 215,  
600/218, 228, 229, 231, 233  
CPC ..... A61B 17/0206; A61B 17/02; A61B  
17/0293; A61B 2017/2212  
See application file for complete search history.

(56) **References Cited**

**U.S. PATENT DOCUMENTS**

- 866,180 A \* 9/1907 Ball ..... A61N 1/0448  
604/20
- 6,030,406 A \* 2/2000 Davis ..... A61B 17/00008

604/104  
D581,050 S \* 11/2008 Cottier ..... D24/133  
2005/0216048 A1 \* 9/2005 Suval ..... A61B 17/00008  
606/194

\* cited by examiner

*Primary Examiner* — Wan Laymon

*Assistant Examiner* — Mark Booker

(74) *Attorney, Agent, or Firm* — Kenneth P. Avila


(57) **CLAIM**

I claim the ornamental design for the tip of a percutaneous access device, as shown and described.

**DESCRIPTION**

FIG. 1 is a side elevation view of a tip of a percutaneous access device, the side opposite being a mirror image;  
FIG. 2 is a front elevation view thereof;  
FIG. 3 is a perspective view thereof; and,  
FIG. 4 is an enlarged perspective view thereof.  
The broken lines shown in the figures represent portions of the article that form no part of the claimed design.

**1 Claim, 3 Drawing Sheets**






FIG. 1

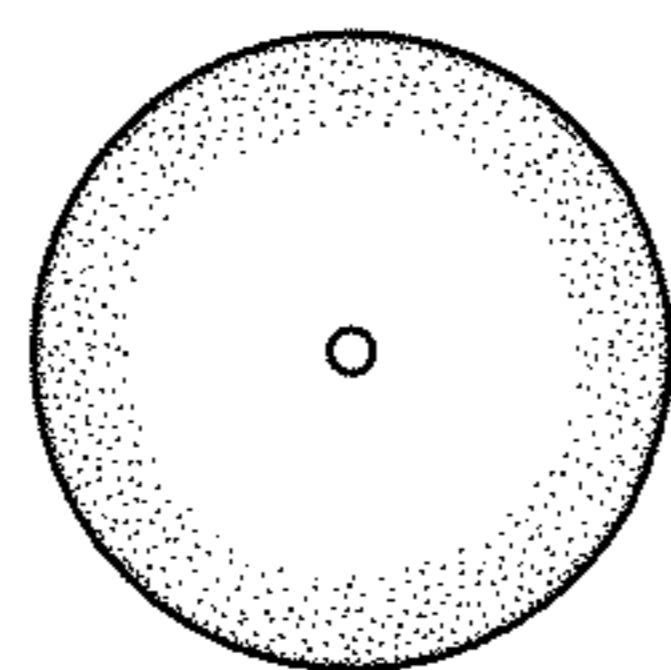


FIG. 2

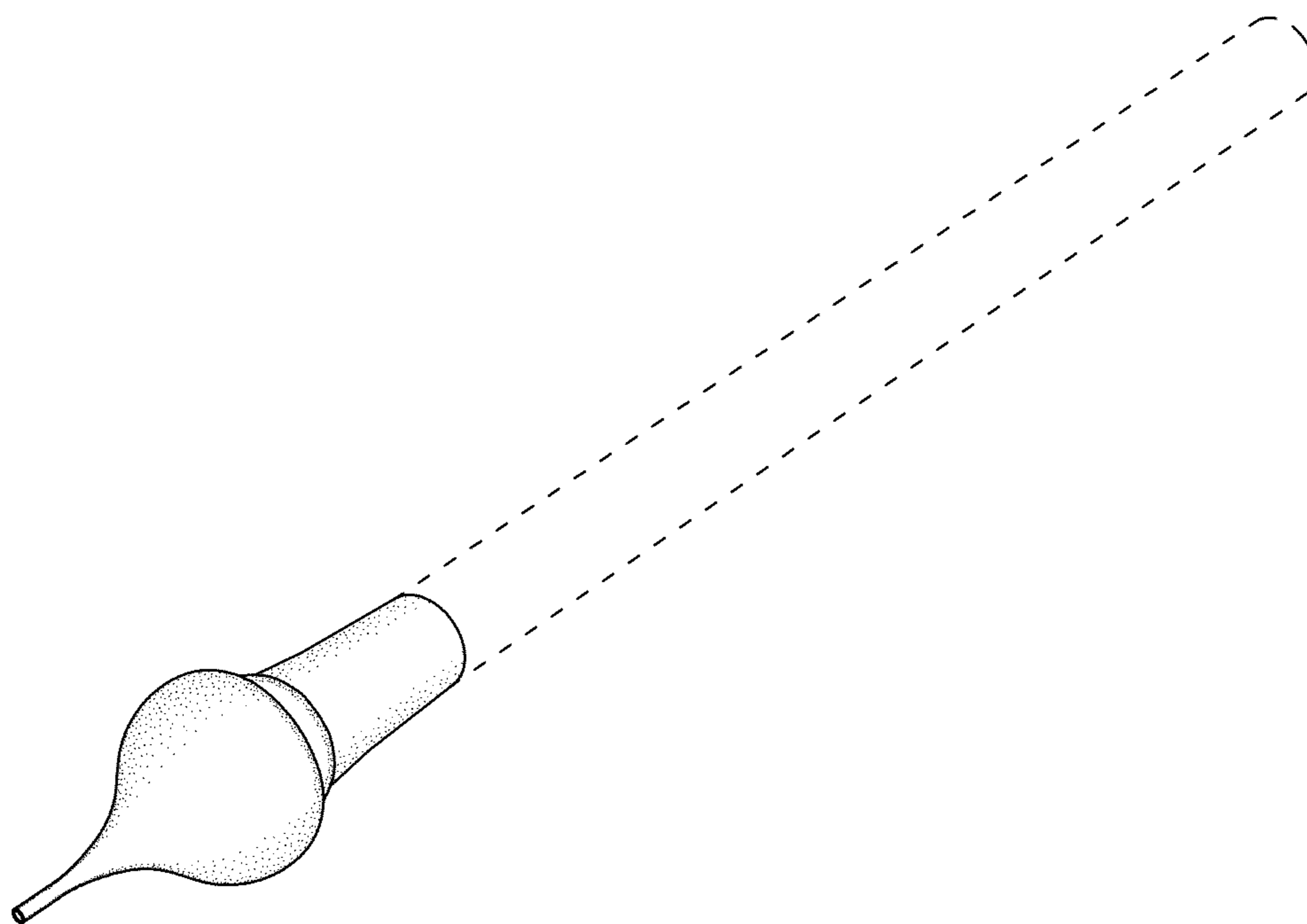


FIG. 3

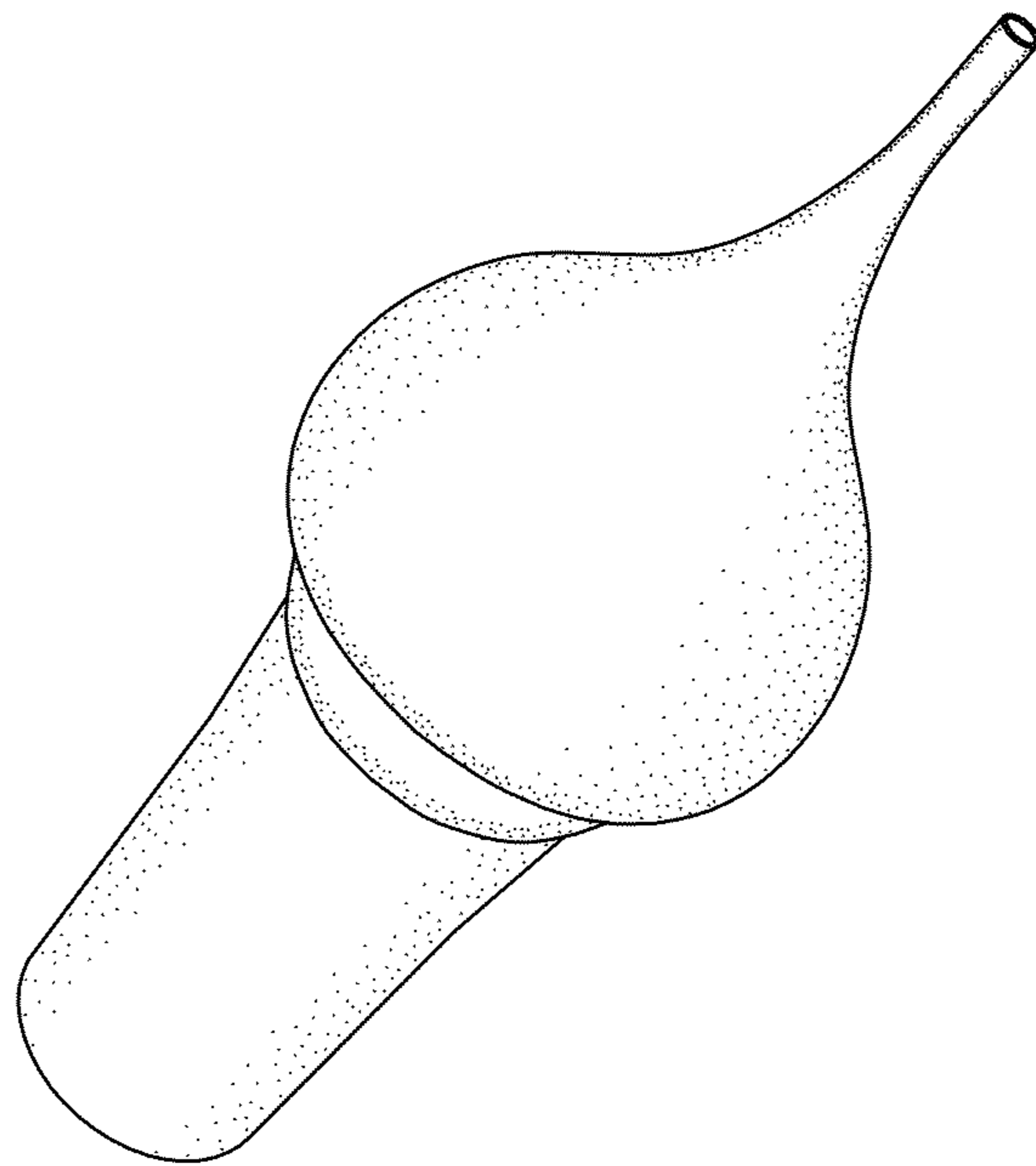


FIG. 4