



US00D744093S

(12) **United States Design Patent**  
**Bova et al.**

(10) **Patent No.:** **US D744,093 S**  
(45) **Date of Patent:** **\*\* Nov. 24, 2015**

- (54) **ABSORBENT ARTICLE**
- (71) Applicant: **The Procter & Gamble Company,**  
Cincinnati, OH (US)
- (72) Inventors: **Kevin Bova,** Cincinnati, OH (US); **Brice Daniel Westring,** Mason, OH (US); **Michael Philip Krell,** Cincinnati, OH (US); **Christine Gail Luzader,** Loveland, OH (US)
- (73) Assignee: **The Procter & Gamble Company,**  
Cincinnati, OH (US)

D443,357 S *	6/2001	Anthony .....	D24/125
D448,481 S *	9/2001	Mok .....	D24/125
D452,563 S *	12/2001	Mok .....	D24/125
D459,801 S *	7/2002	Scott-Watts et al. ....	D24/125
D487,590 S *	3/2004	De Carvalho et al. ....	D24/125
D541,932 S *	5/2007	Lemaire et al. ....	D24/124
D599,477 S	9/2009	Hood et al.	
D600,798 S	9/2009	Hood et al.	
D600,799 S	9/2009	Hood et al.	
D600,800 S	9/2009	Hood et al.	
D600,801 S	9/2009	Hood et al.	
D600,802 S	9/2009	Hood et al.	
D600,803 S	9/2009	Hood et al.	
D600,804 S	9/2009	Hood et al.	

(Continued)

(\*\*) Term: **14 Years**

FOREIGN PATENT DOCUMENTS

(21) Appl. No.: **29/465,209**

CN 301926021 5/2012

(22) Filed: **Aug. 26, 2013**

*Primary Examiner* — T. Chase Nelson

(51) **LOC (10) Cl.** ..... **24-04**

*Assistant Examiner* — Michelle E Wilson

(52) **U.S. Cl.**

(74) *Attorney, Agent, or Firm* — Andrew J. Hagerty

USPC ..... **D24/124**

(58) **Field of Classification Search**

(57) **CLAIM**

USPC ..... D24/124–125

The ornamental design for an absorbent article, as shown and described.

CPC ..... A61F 13/47218; A61F 13/4704; A61F

13/476; A61F 13/15203; A61F 13/4756;

A61F 13/5616; A61F 13/4758; A61F 13/15;

A61F 2013/4706

See application file for complete search history.

**DESCRIPTION**

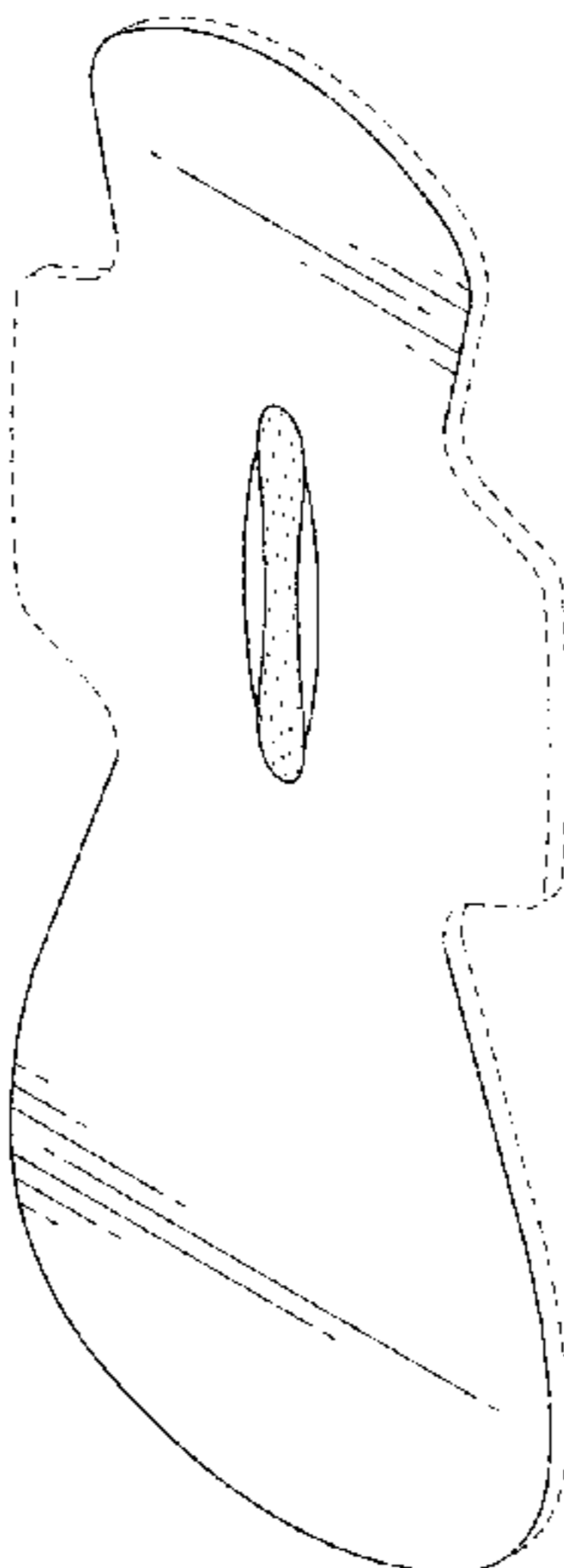
(56) **References Cited**

U.S. PATENT DOCUMENTS

3,570,491 A *	3/1971	Sneider .....	604/366
5,037,418 A *	8/1991	Kons et al. ....	604/387
D342,785 S *	12/1993	Farrell .....	D24/125
D347,892 S *	6/1994	Gegelys et al. ....	D24/124
D348,514 S *	7/1994	Pearlstein et al. ....	D24/125
D365,147 S *	12/1995	Hamel .....	D24/125
D365,877 S *	1/1996	Fraser et al. ....	D24/125

FIG. 1 is a front perspective view of an absorbent article, embodying the new design;  
 FIG. 2 is a front view of the design shown in FIG. 1;  
 FIG. 3 is a back view of the design shown in FIG. 1;  
 FIG. 4 is a first side view of the design shown in FIG. 1;  
 FIG. 5 is a second side view of the design shown in FIG. 1;  
 FIG. 6 is a first end view of the design shown in FIG. 1; and,  
 FIG. 7 is a second end view of the design shown in FIG. 1.  
 The broken line showing portions of the absorbent article illustrates the environment of the claimed design and forms no part thereof.

**1 Claim, 2 Drawing Sheets**



# US D744,093 S

Page 2

---

(56)

## References Cited

### U.S. PATENT DOCUMENTS

D606,652 S 12/2009 Hood et al.  
D607,996 S \* 1/2010 Noel et al. .... D24/124  
D614,765 S \* 4/2010 Webster ..... D24/124

D614,766 S \* 4/2010 Hernandez ..... D24/125  
D630,730 S \* 1/2011 Clark ..... D24/125  
D641,867 S 7/2011 Hood et al.  
D662,587 S \* 6/2012 Fernandez ..... D24/125

\* cited by examiner

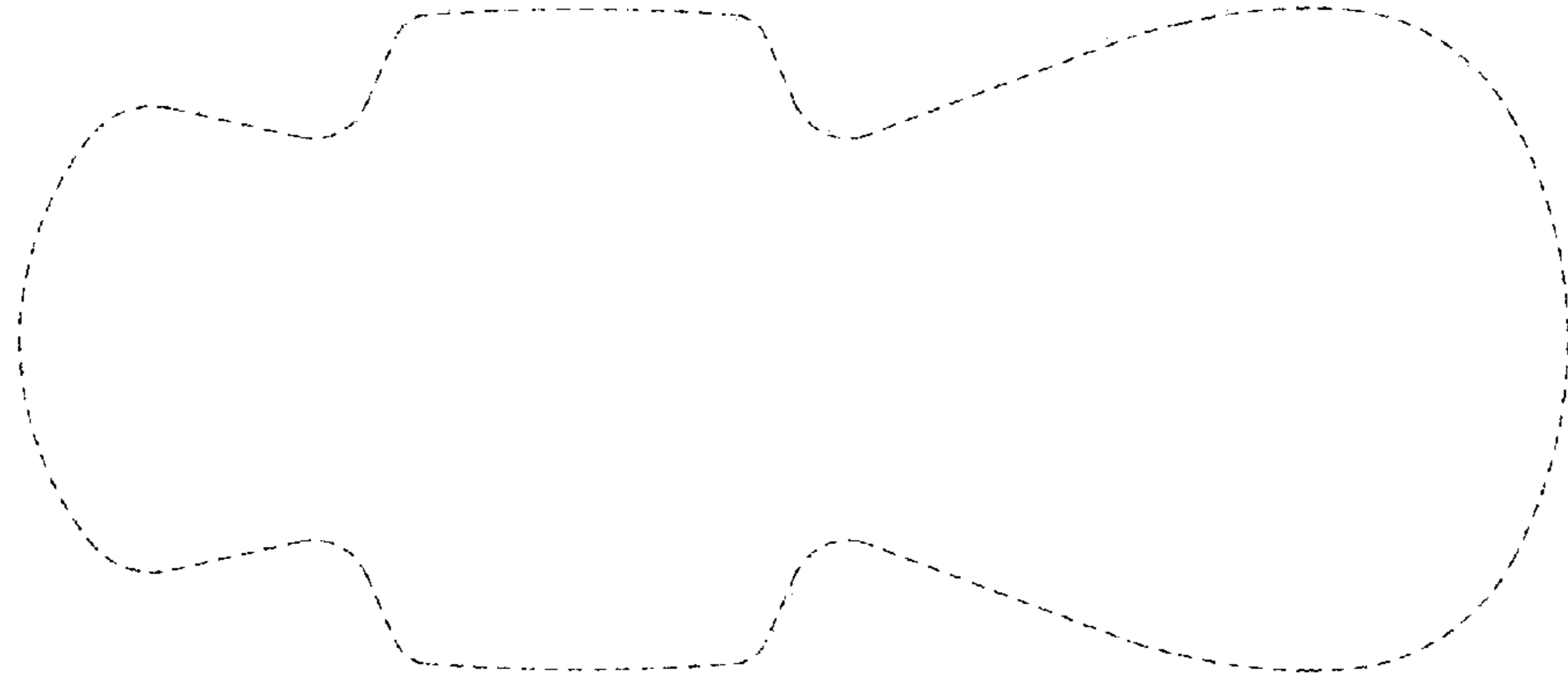


Fig. 3

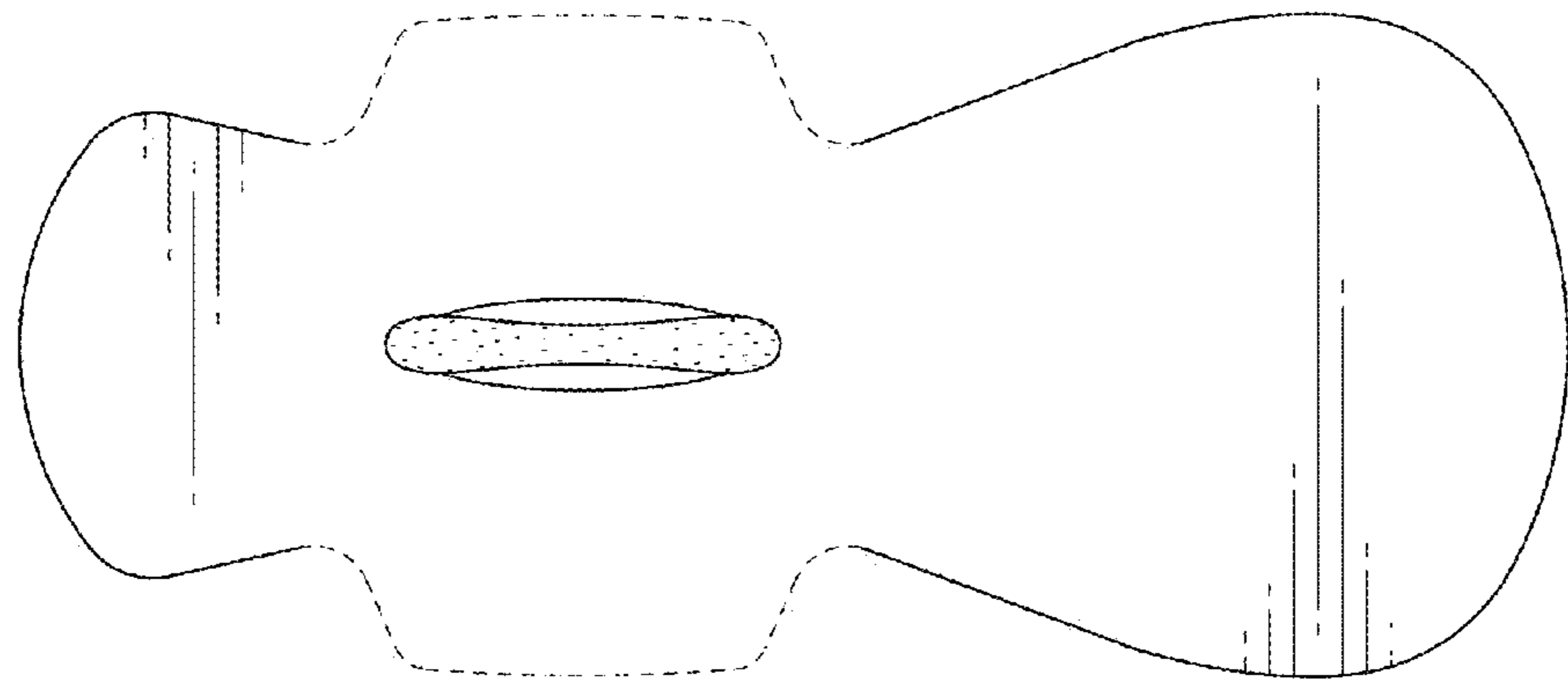


Fig. 2

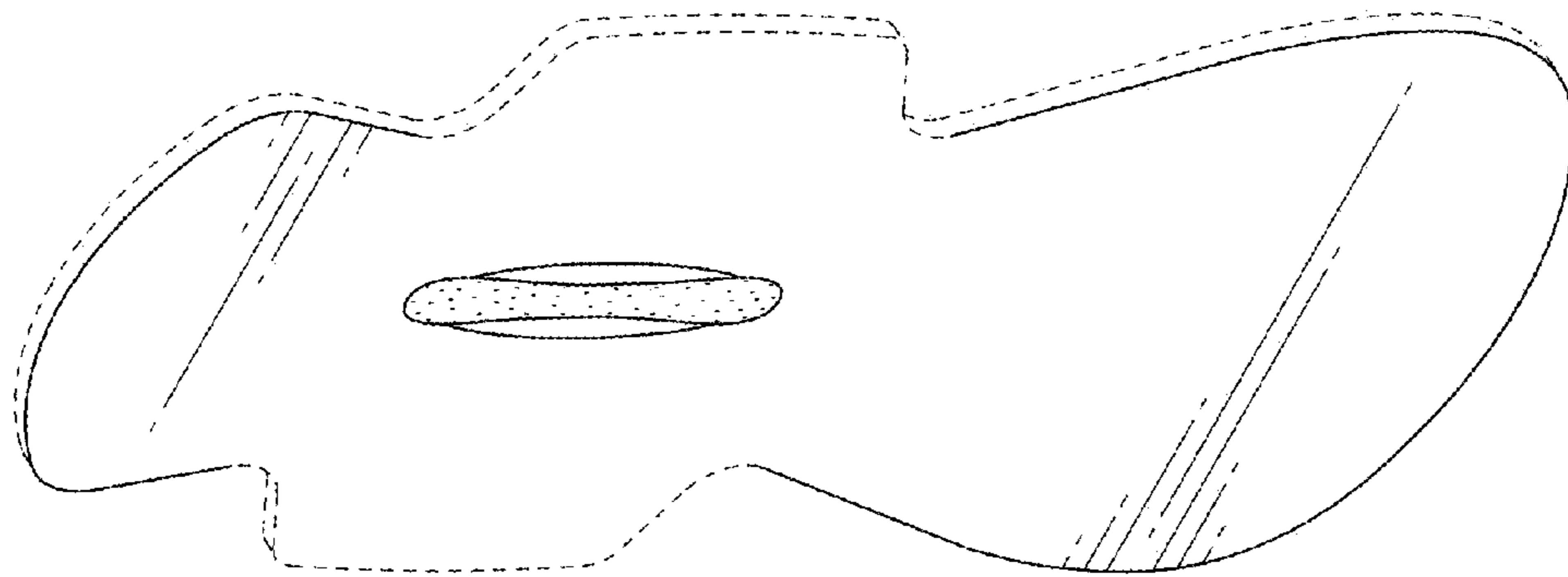


Fig. 1

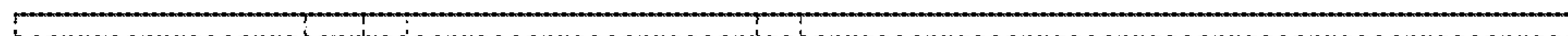


Fig. 4

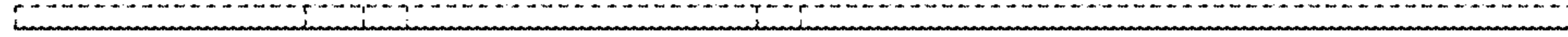


Fig. 5

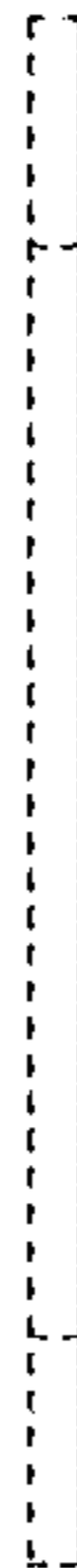


Fig. 6



Fig. 7