



US00D744076S

(12) **United States Design Patent**
Xu et al.

(10) **Patent No.:** **US D744,076 S**

(45) **Date of Patent:** **** Nov. 24, 2015**

(54) **AIR CONDITIONER**

312/236; 62/259.1, 259.4, 262–263,
62/304; 454/330–331, 349–350

(71) Applicant: **Gree Electric Appliances, Inc. of Zhuhai**, Zhuhai, Guangdong (CN)

See application file for complete search history.

(72) Inventors: **Kangquan Xu**, Guangdong (CN); **Jie Wang**, Guangdong (CN); **Dongchang Yi**, Guangdong (CN); **Yunlong Tan**, Guangdong (CN); **Renchun Zhou**, Guangdong (CN); **Xueqiao Wu**, Guangdong (CN); **Ying Wang**, Guangdong (CN); **Mingzhu Dong**, Guangdong (CN); **Hui Zhang**, Guangdong (CN); **Huanlong Wu**, Guangdong (CN); **Liang Li**, Guangdong (CN); **Tangtang Gu**, Guangdong (CN); **Huazhong Zhang**, Guangdong (CN)

(56)

References Cited

U.S. PATENT DOCUMENTS

D580,534 S *	11/2008	Oh et al.	D23/351
D667,535 S *	9/2012	Baek et al.	D23/351
D676,119 S *	2/2013	Baek et al.	D23/351
D685,072 S *	6/2013	Li et al.	D23/351
D700,309 S *	2/2014	Seki	D23/351
D720,061 S *	12/2014	Nakamura et al.	D23/351

* cited by examiner

Primary Examiner — Brian N Vinson

(74) *Attorney, Agent, or Firm* — Sheppard Mullin Richter & Hampton LLP

(73) Assignee: **Gree Electric Appliances, Inc. of Zhuhai**, Zhuhai (CN)

(57)

CLAIM

The ornamental design for an air conditioner, as shown and described.

(**) Term: **14 Years**

(21) Appl. No.: **29/469,010**

DESCRIPTION

(22) Filed: **Oct. 4, 2013**

(30) **Foreign Application Priority Data**

Apr. 8, 2013 (CN) 2013 3 0103179

(51) **LOC (10) Cl.** **23-04**


(52) **U.S. Cl.**
USPC **D23/351**

(58) **Field of Classification Search**
USPC D23/351–354, 385, 355, 357, 361;

FIG. 1 is a top view of the air conditioner;
FIG. 2 is a front view thereof;
FIG. 3 is a bottom view thereof;
FIG. 4 is a rear view thereof;
FIG. 5 is a perspective view thereof;
FIG. 6 is a right view thereof; and,
FIG. 7 is a left view thereof.

The broken line disclosure represents portions of the air conditioner which form no part of the claimed design.

1 Claim, 6 Drawing Sheets



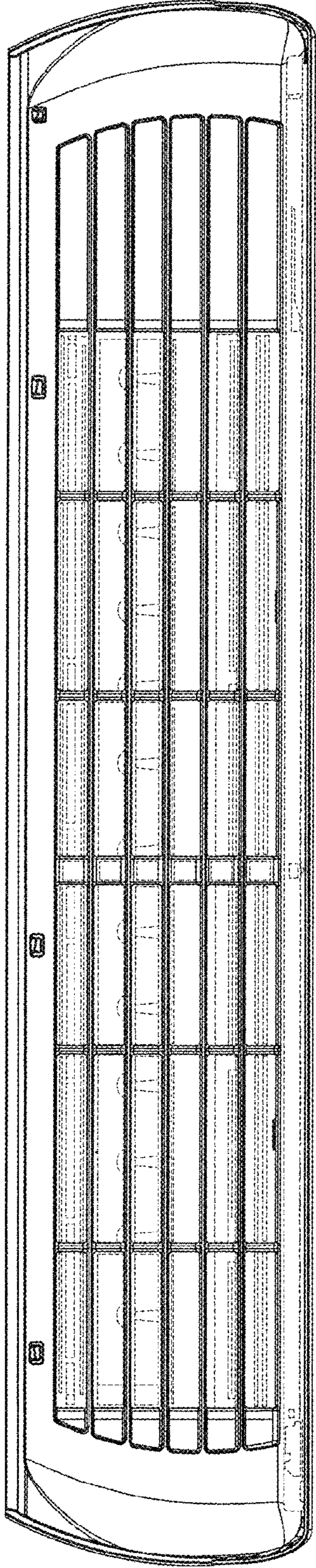


FIG. 1




Fig.2

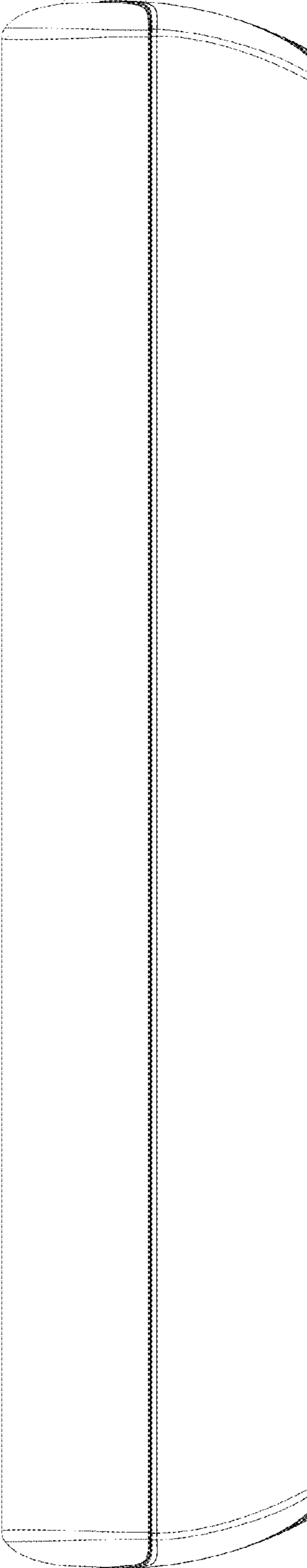


Fig.3

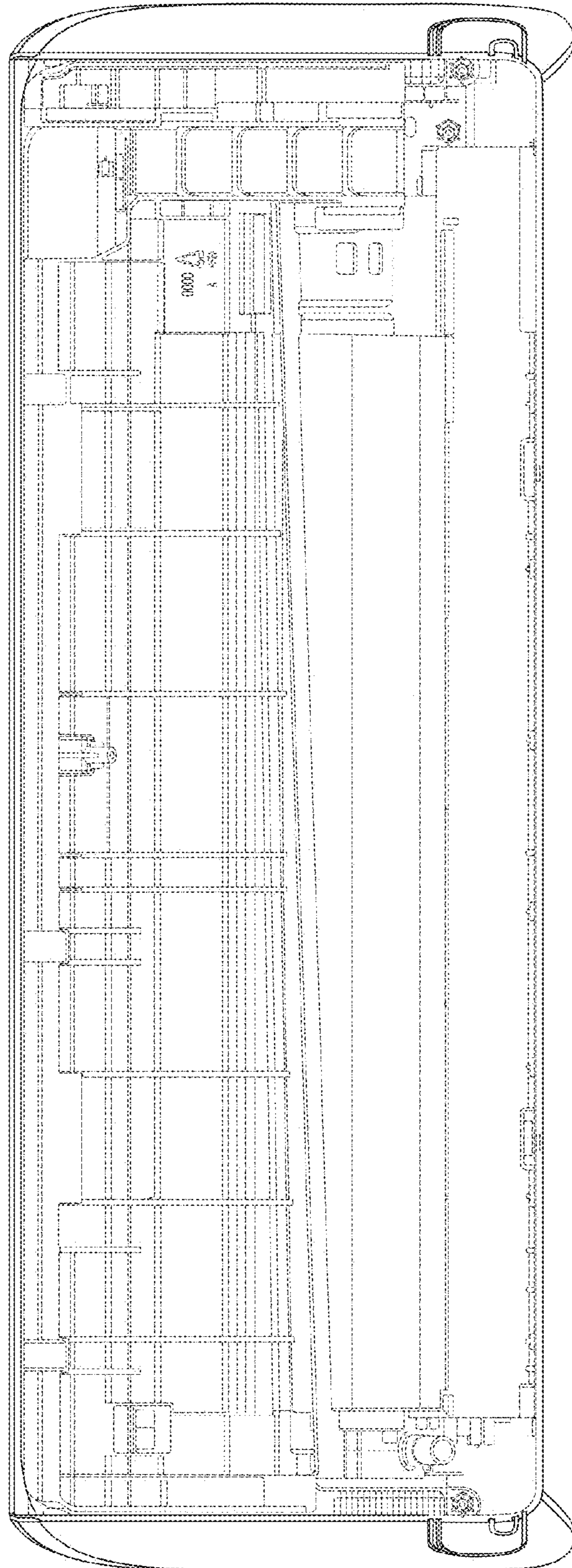


FIG. 4




Fig.5

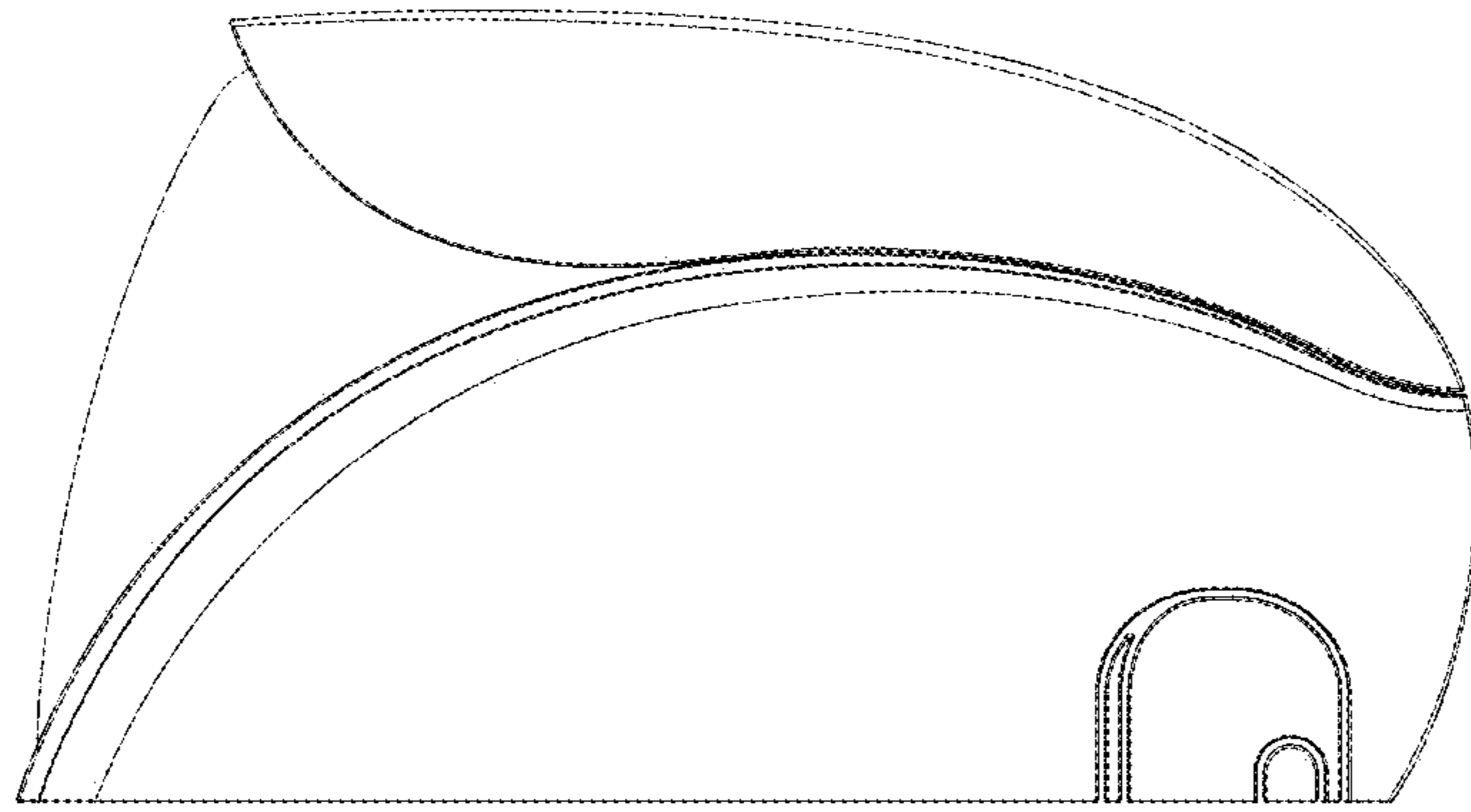


Fig.7

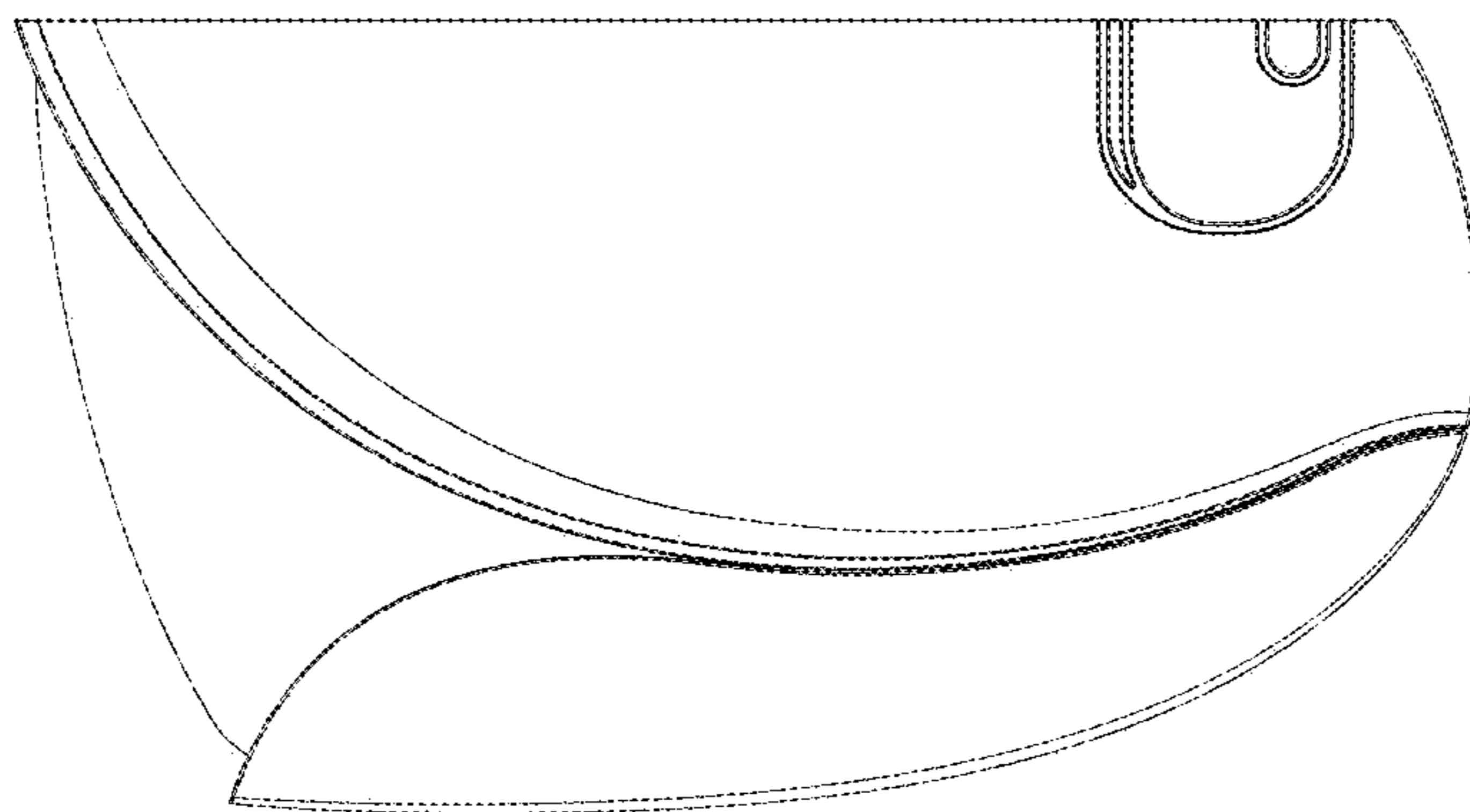


Fig.6