



US00D744075S

(12) **United States Design Patent**  
**Hrydovyy**

(10) **Patent No.:** **US D744,075 S**

(45) **Date of Patent:** **\*\* Nov. 24, 2015**

(54) **FIREPLACE**

(71) Applicant: **Vasyl Hrydovyy**, Brooklyn, NY (US)

(72) Inventor: **Vasyl Hrydovyy**, Brooklyn, NY (US)

(\*\*) Term: **14 Years**

(21) Appl. No.: **29/469,484**

(22) Filed: **Oct. 10, 2013**

(51) **LOC (10) Cl.** ..... **23-03**

(52) **U.S. Cl.**  
USPC ..... **D23/343**

(58) **Field of Classification Search**  
USPC ..... D23/342-345, 350, 404, 398; 126/500,  
126/25 R, 37 B, 41 R, 50, 506, 512, 513,  
126/543, 305, 306; 431/125, 126, 253  
CPC ..... F24B 1/18; F24B 1/1802; F24B 1/1804;  
F24B 1/1806; F24B 1/1808; F24B 1/181;  
F24B 1/182; F24B 1/183; F24B 1/185;  
F24B 1/198

See application file for complete search history.

(56) **References Cited**

U.S. PATENT DOCUMENTS

D243,401 S \* 2/1977 Almen ..... D23/386  
D252,041 S \* 6/1979 Williams et al. .... D23/403  
D252,316 S \* 7/1979 Cagle ..... D23/399

D265,046 S \* 6/1982 Lane ..... D23/399  
D270,082 S \* 8/1983 Cleer et al. .... D23/399  
D279,498 S \* 7/1985 Nakamura ..... D23/386  
D325,967 S \* 5/1992 Dieterle et al. .... D23/386  
D374,727 S \* 10/1996 Emanuele et al. .... D25/152  
D431,289 S \* 9/2000 Paquette ..... D23/350  
6,908,256 B1 \* 6/2005 Humphries et al. .... 404/2  
D668,748 S \* 10/2012 Asofsky et al. .... D23/344  
8,776,774 B2 \* 7/2014 Hsu ..... 126/25 AA  
8,919,335 B2 \* 12/2014 Weyandt ..... 126/29

\* cited by examiner

*Primary Examiner* — David Muller

(57) **CLAIM**

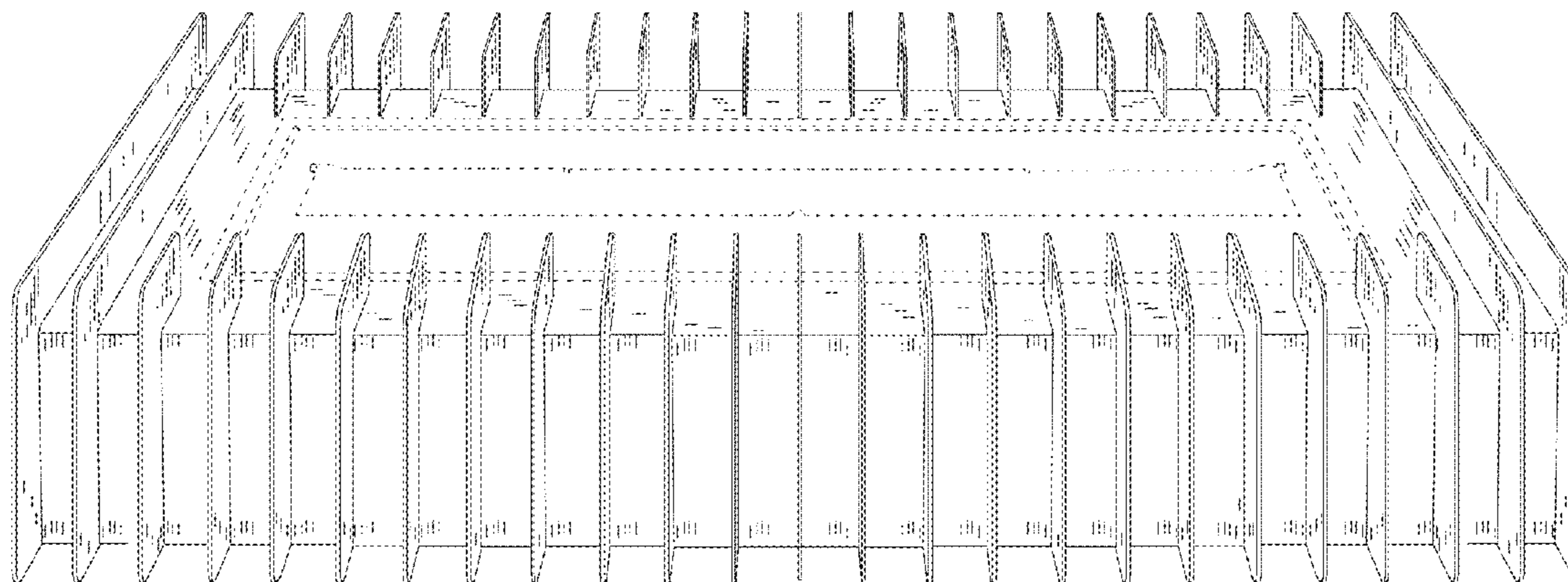
The ornamental design for a fireplace, as shown and described.

**DESCRIPTION**

FIG. 1 is a perspective view of a fireplace;  
FIG. 2 is another perspective view thereof;  
FIG. 3 is a front view thereof;  
FIG. 4 is a rear view thereof;  
FIG. 5 is a top side view thereof, the bottom side being a mirror image; and,  
FIG. 6 is a right side view thereof, the left side being a mirror image.

The broken line showing of parts of the drawings is included for the purpose of illustrating use and environment and forms no part of the claimed design.

**1 Claim, 6 Drawing Sheets**



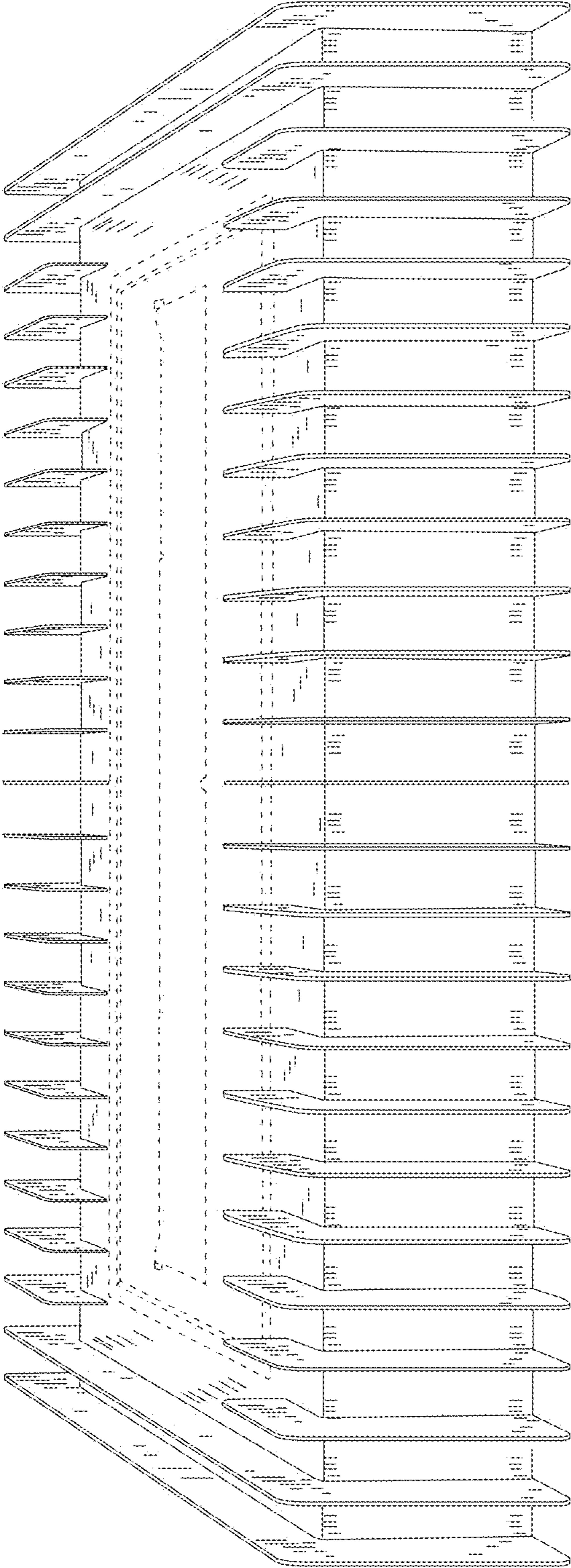


FIG. 1

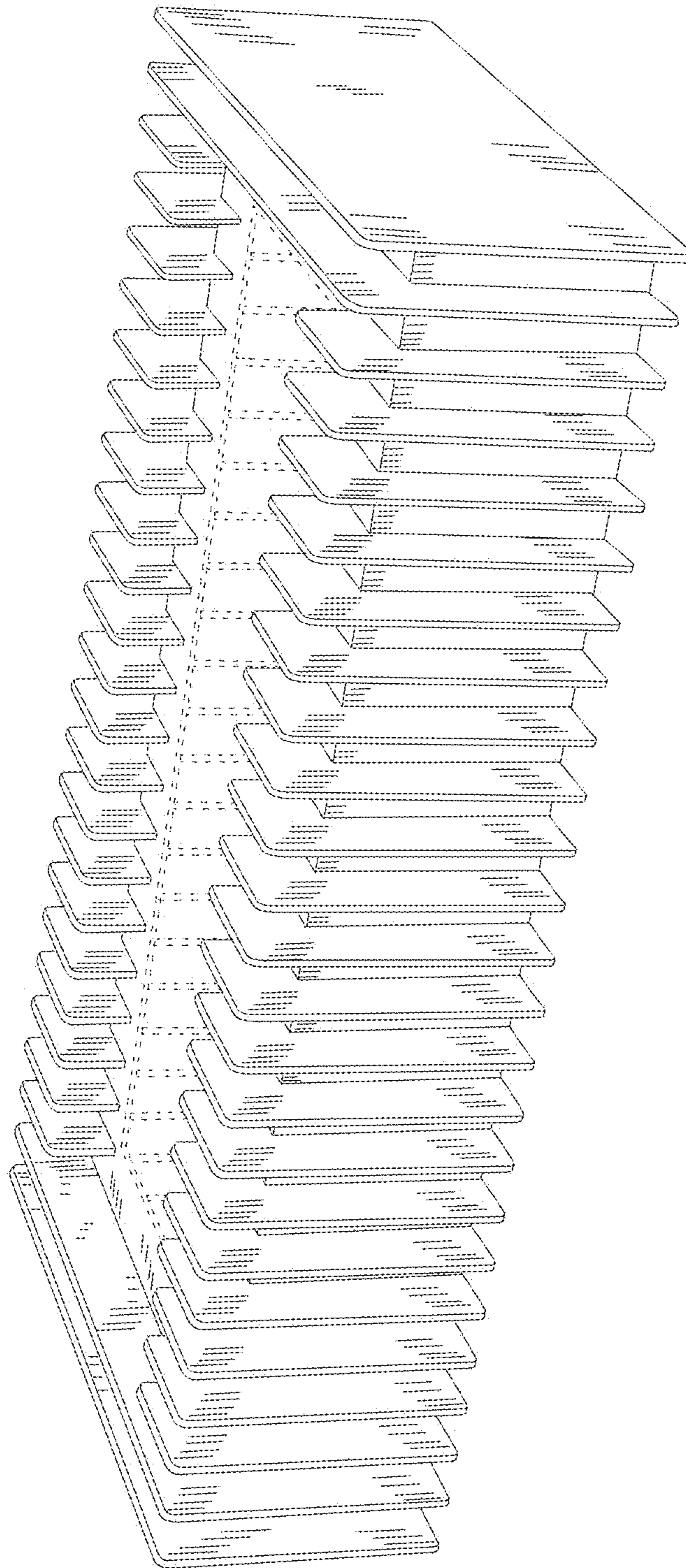


FIG. 2




FIG. 3




FIG. 4



FIG. 5




FIG. 6