



US00D744057S

(12) **United States Design Patent**
Jammet

(10) **Patent No.:** **US D744,057 S**

(45) **Date of Patent:** **** Nov. 24, 2015**

(54) **PISTOL GRIP ASSEMBLY**

(71) Applicant: **Julien Jammet**, La Celle Saint Cloud (FR)

(72) Inventor: **Julien Jammet**, La Celle Saint Cloud (FR)

(**) Term: **14 Years**

(21) Appl. No.: **29/497,486**

(22) Filed: **Jul. 24, 2014**

(51) **LOC (10) Cl.** **22-01**

(52) **U.S. Cl.**
USPC **D22/108**

(58) **Field of Classification Search**
USPC D22/103, 108
CPC F41C 23/10; F41C 23/14; F41C 23/16;
F41C 23/18
See application file for complete search history.

(56) **References Cited**

U.S. PATENT DOCUMENTS

- 1,404,040 A * 1/1922 Mader F41A 3/20
24/129 D
- 4,024,664 A * 5/1977 Murabito F41A 17/80
42/70.08
- D679,772 S * 4/2013 Mossberg, Jr. D22/103
- 2002/0116856 A1 * 8/2002 Troyer F41A 17/54

- 2007/0006508 A1 * 1/2007 Baker F41C 23/12
42/70.11
- 2007/0214696 A1 * 9/2007 Barnett F41C 7/06
42/71.02
42/16

* cited by examiner

Primary Examiner — Michael A Pratt

(74) *Attorney, Agent, or Firm* — Robert T. Maldonado; Cooper & Dunham LLP

(57) **CLAIM**

The ornamental design for a pistol grip assembly, as shown and described.

DESCRIPTION

FIG. 1 is a top perspective view of a pistol grip assembly in accordance with the present design;
FIG. 2 is a bottom perspective view thereof;
FIG. 3 is a front view thereof;
FIG. 4 is a back view thereof;
FIG. 5 is a right side view thereof;
FIG. 6 is a left side view thereof;
FIG. 7 is a top view thereof; and,
FIG. 8 is a bottom view thereof.

The broken lines are for illustrative purposes only and form no part of the claimed design. The shading represents contour of the claimed design.

1 Claim, 4 Drawing Sheets

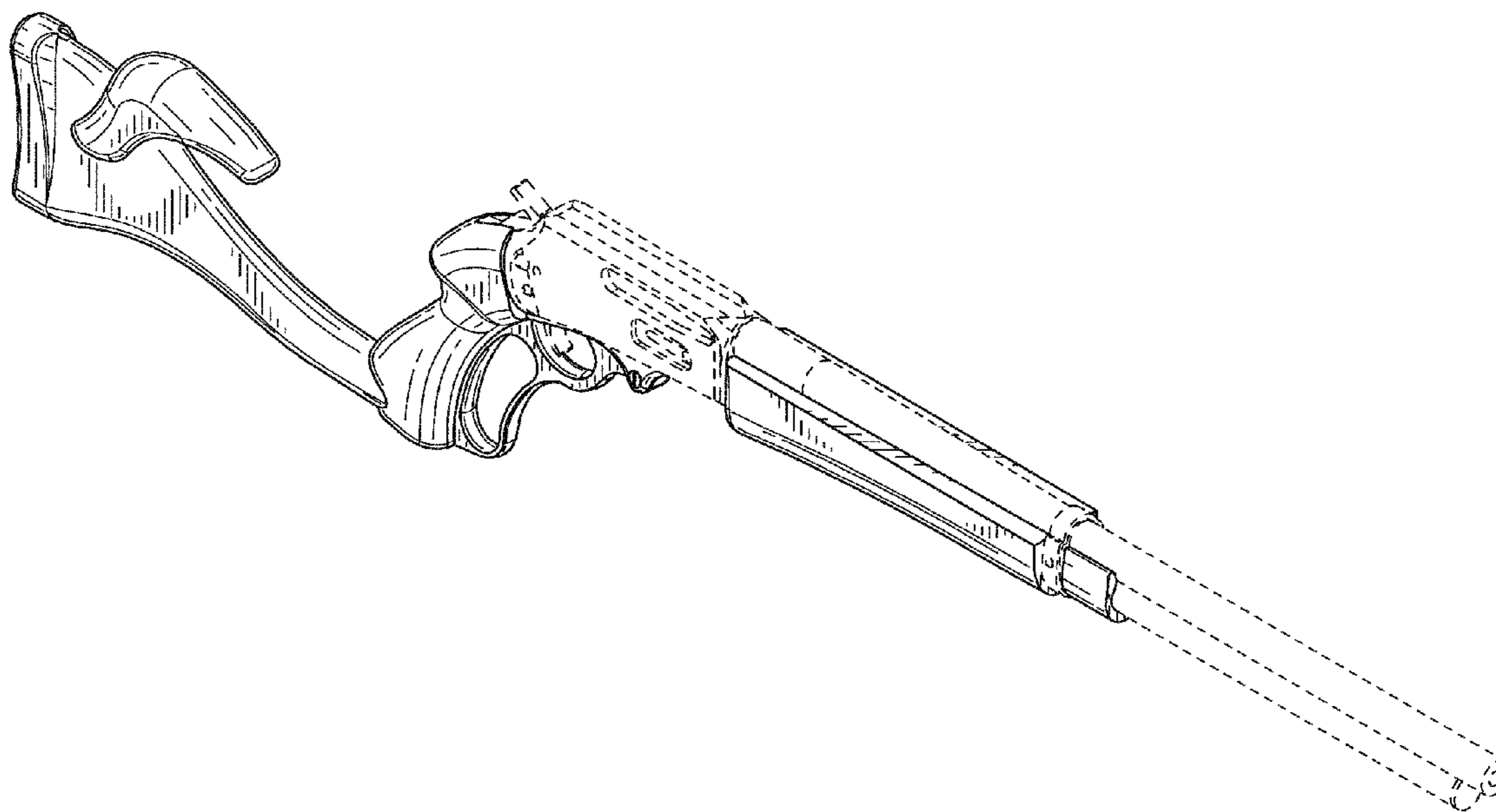


FIG. 1

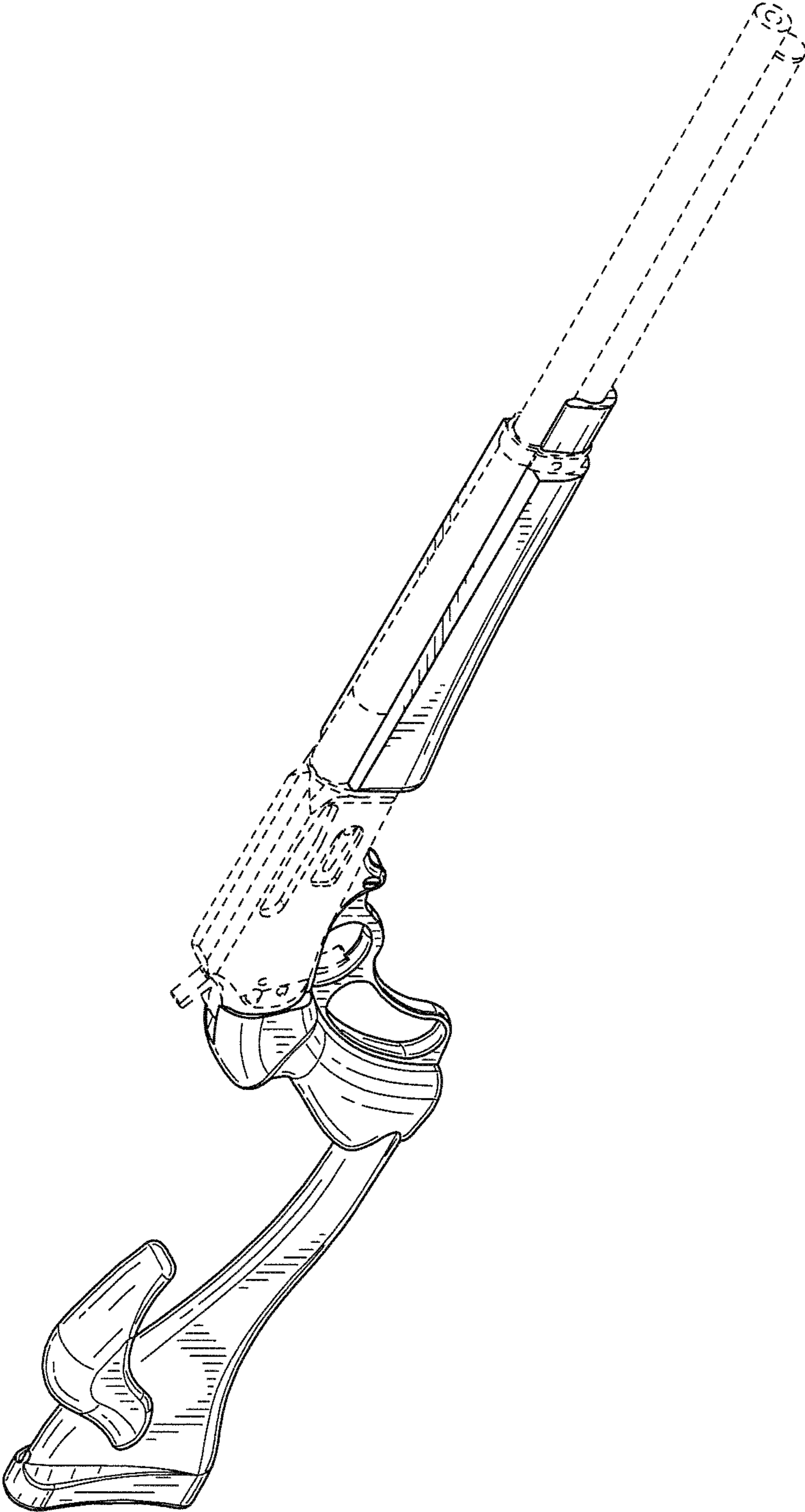


FIG. 2

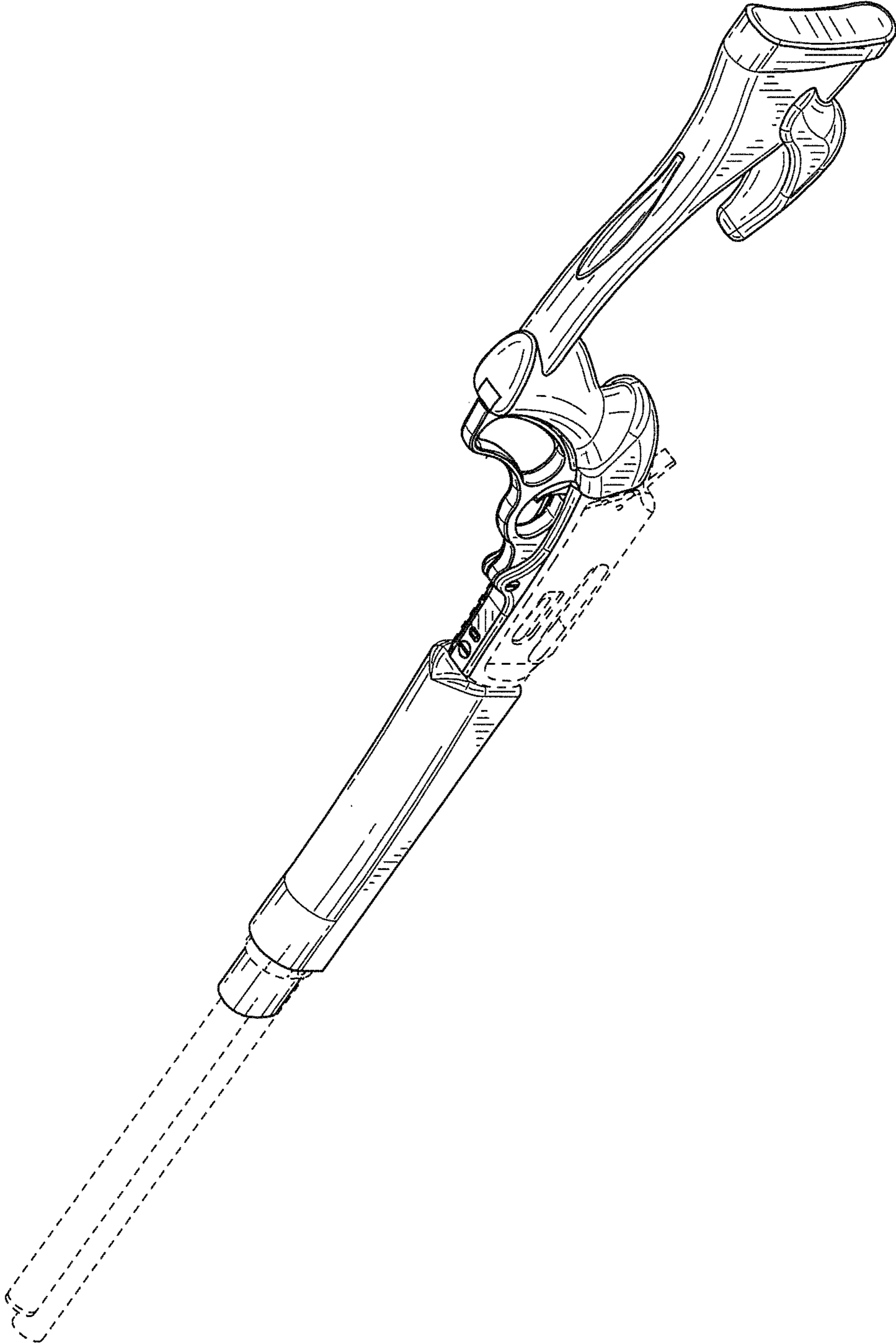


FIG. 3

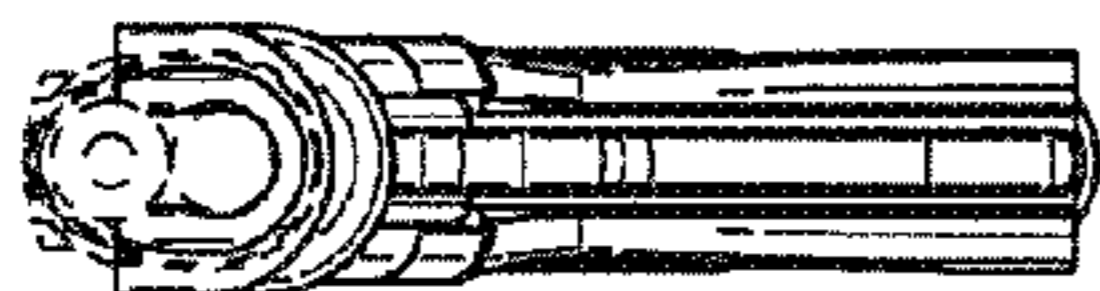


FIG. 4

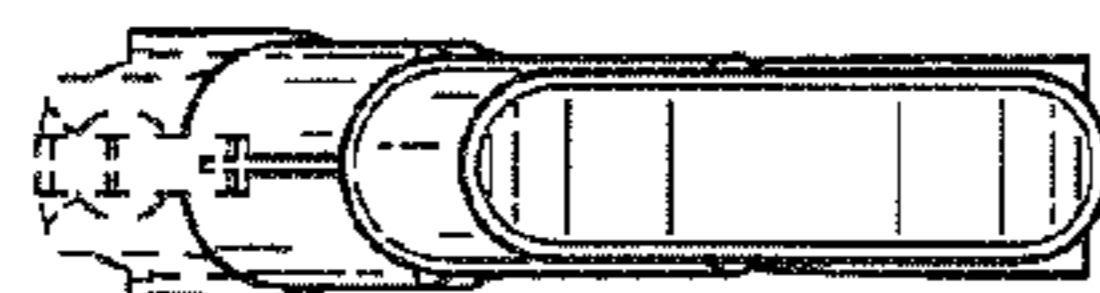


FIG. 5

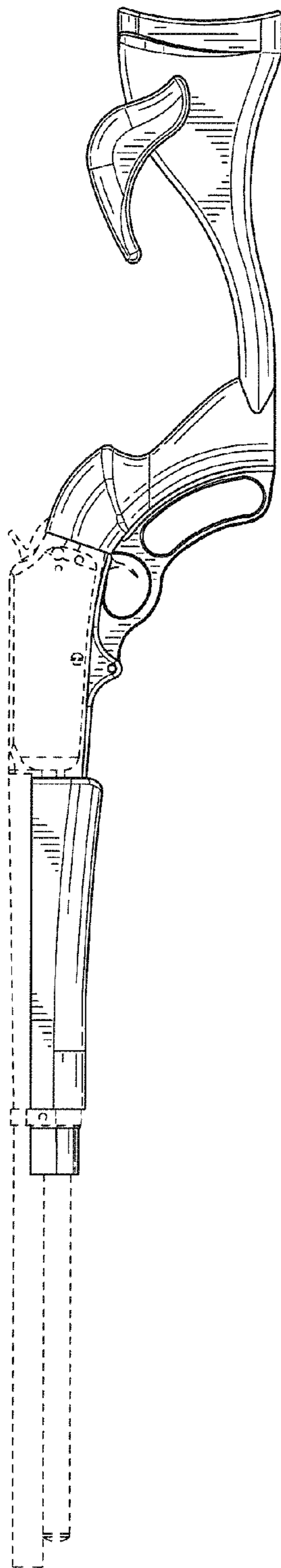


FIG. 6

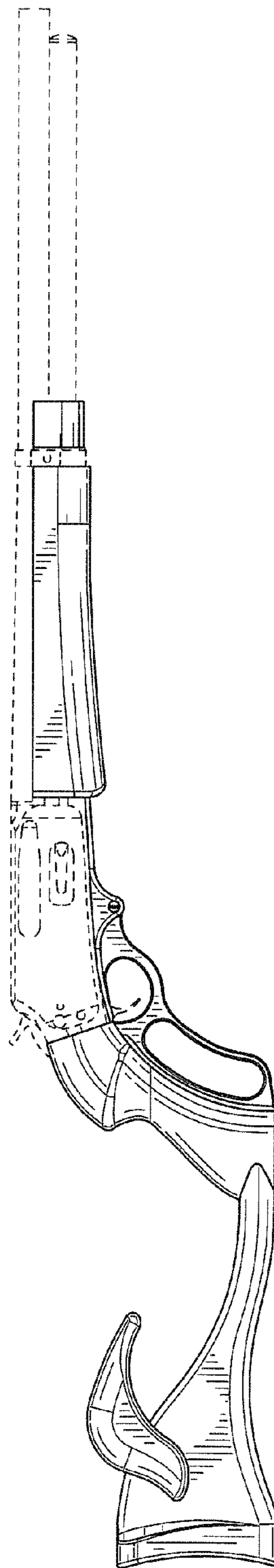


FIG. 7



FIG. 8

