

US00D744012S

(12) **United States Design Patent**
Pfaff

(10) **Patent No.:** **US D744,012 S**

(45) **Date of Patent:** **** Nov. 24, 2015**

(54) **AIR DEFLECTOR FOR A TRAILER REFRIGERATION UNIT**

(71) Applicant: **Raimund Pfaff**, Carter Lake, IA (US)

(72) Inventor: **Raimund Pfaff**, Carter Lake, IA (US)

(**) Term: **14 Years**

(21) Appl. No.: **29/494,175**

(22) Filed: **Jun. 18, 2014**

(51) **LOC (10) Cl.** **15-07**

(52) **U.S. Cl.**
USPC **D15/89**

(58) **Field of Classification Search**
USPC D15/79-91
CPC F28F 1/00; F25B 39/04; F25D 21/14;
B62D 35/001; B62D 35/002; B62D 35/02;
B62D 35/00; B62D 37/02

See application file for complete search history.

(56) **References Cited**

U.S. PATENT DOCUMENTS

3,814,472 A * 6/1974 Zelikovitz 296/180.4
4,078,395 A 3/1978 Crowe et al.
4,310,192 A 1/1982 Fitzgerald
D359,966 S * 7/1995 Laib et al. D15/90

* cited by examiner

Primary Examiner — Daniel Bui

Assistant Examiner — Khawaja Anwar

(74) *Attorney, Agent, or Firm* — Dennis L. Thomte; Thomte Patent Law Office LLC

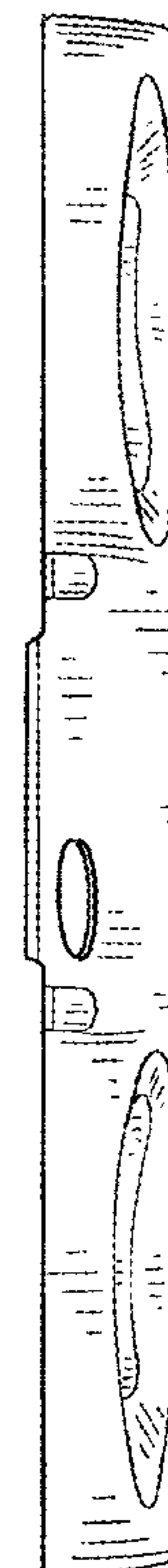
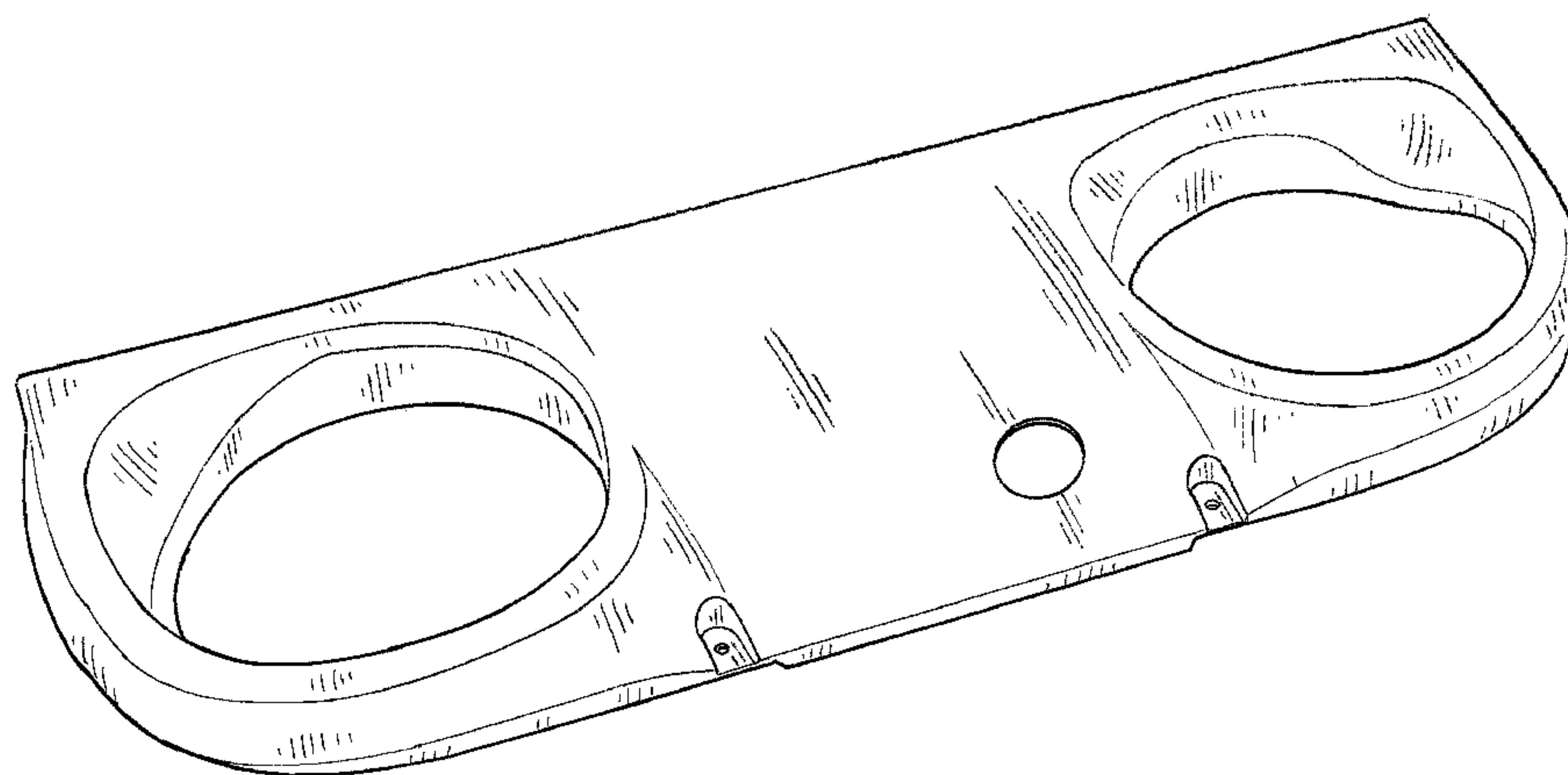
(57) **CLAIM**

The ornamental design for an air deflector for a trailer refrigeration unit, as shown.

DESCRIPTION

FIG. 1 is a front perspective view of an air deflector for a trailer refrigeration unit showing my new design;
FIG. 2 is a top view thereof;
FIG. 3 is a left side elevation view thereof;
FIG. 4 is a front elevation view thereof;
FIG. 5 is a bottom plan view thereof;
FIG. 6 is a right side elevation view thereof; and,
FIG. 7 is a rear elevation view thereof.

1 Claim, 4 Drawing Sheets



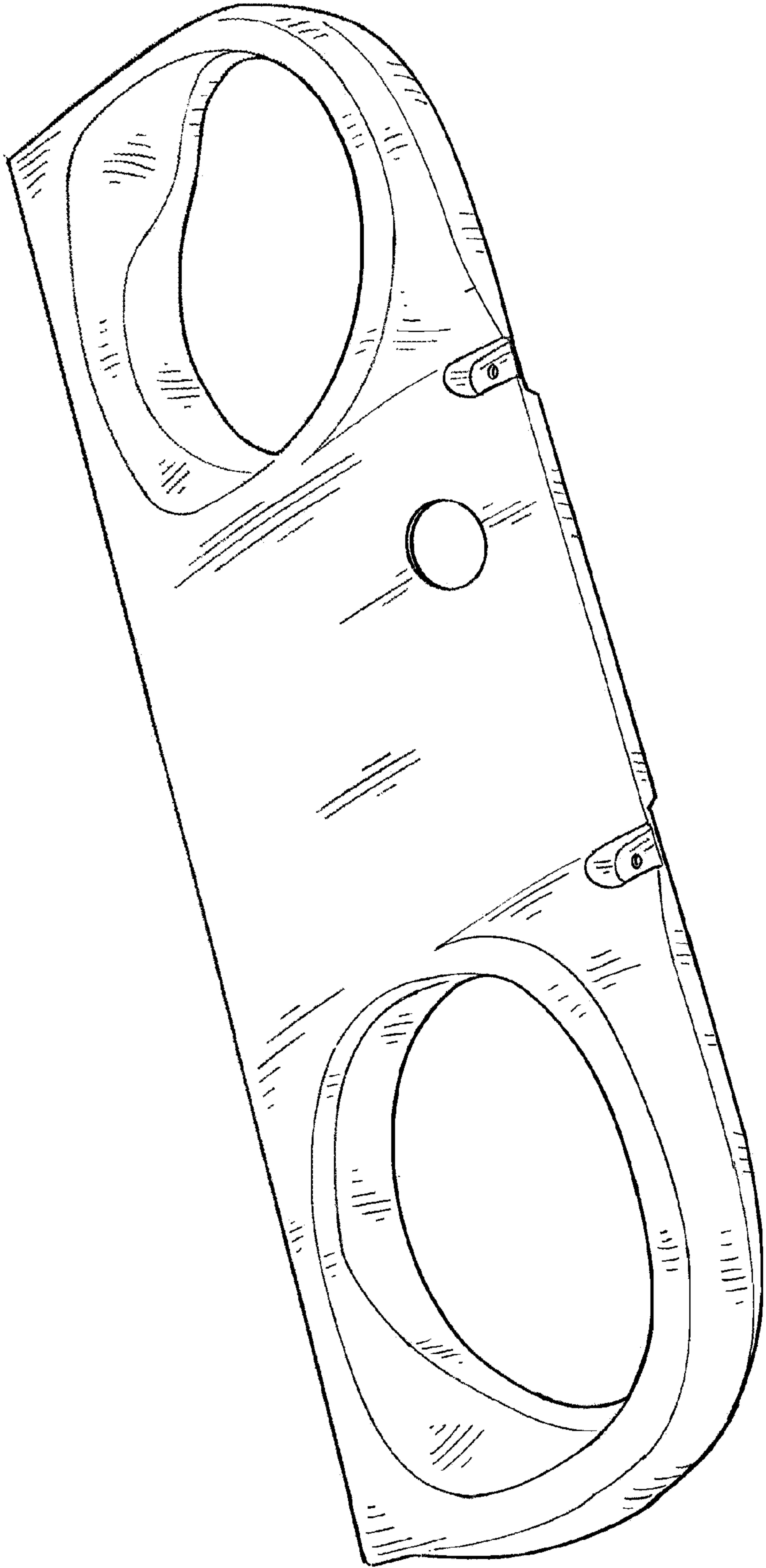


FIG. 1

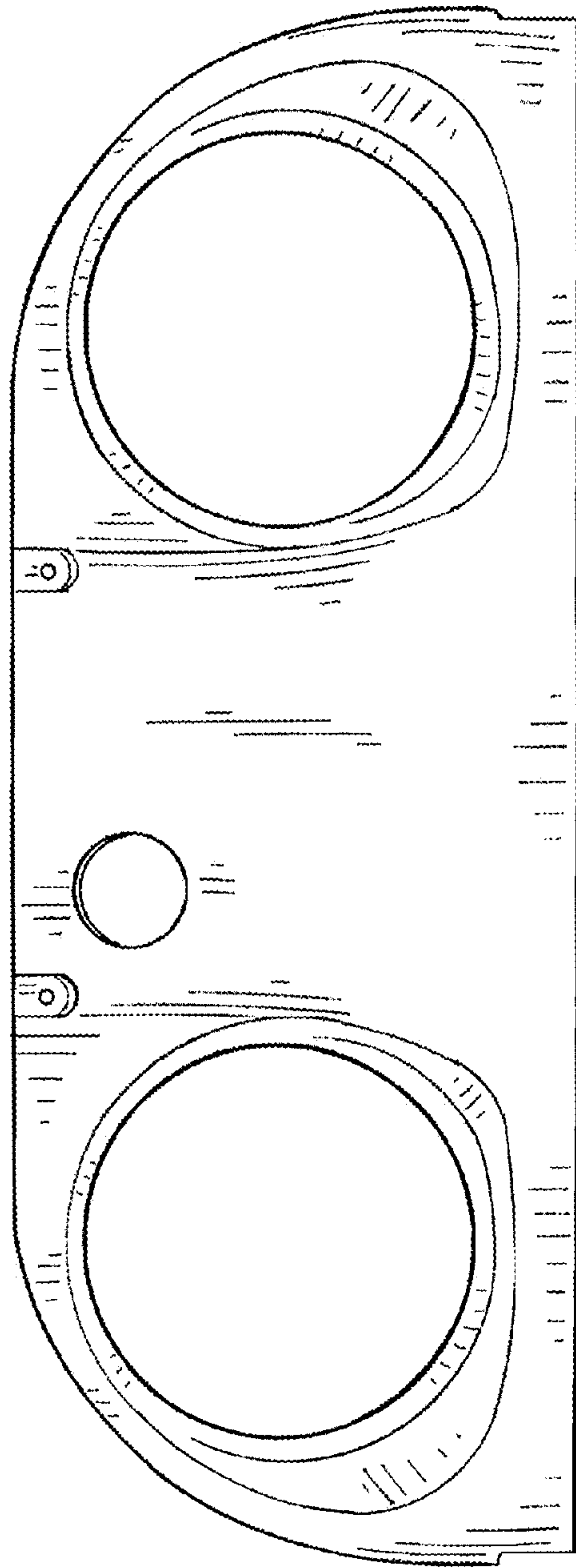


FIG. 2




FIG. 3




FIG. 4

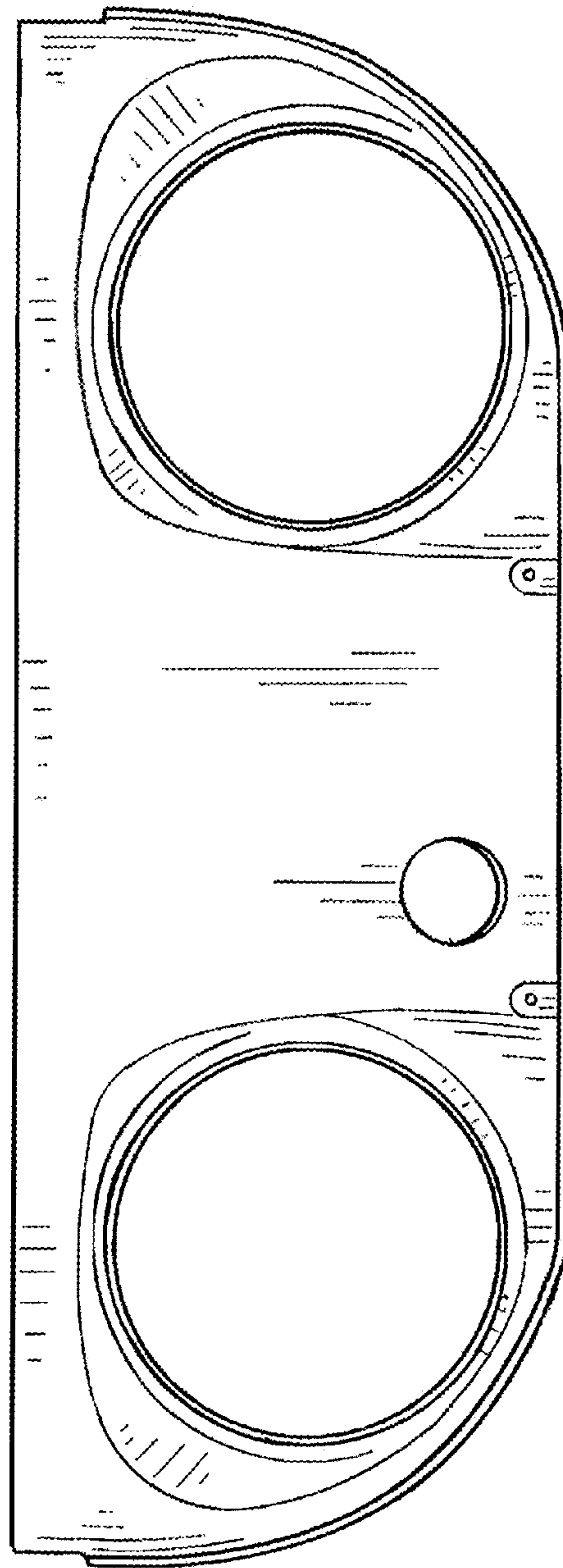


FIG. 5




FIG. 6

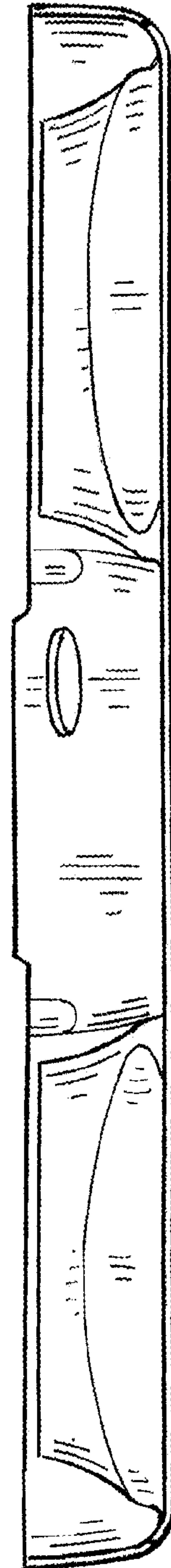


FIG. 7