



US00D744007S

(12) **United States Design Patent**
Friestad et al.

(10) **Patent No.:** **US D744,007 S**

(45) **Date of Patent:** **** Nov. 24, 2015**

(54) **LINER ELEMENT**

(71) Applicant: **Deere & Company**, Moline, IL (US)

(72) Inventors: **Michael E. Friestad**, Rock Island, IL (US); **Robert W. Martin**, Davenport, IA (US)

(73) Assignee: **Deere & Company**, Moline, IL (US)

(**) Term: **14 Years**

(21) Appl. No.: **29/481,128**

(22) Filed: **Jan. 31, 2014**

(51) **LOC (10) Cl.** **15-02**

(52) **U.S. Cl.**
USPC **D15/10**

(58) **Field of Classification Search**
USPC D15/10, 11, 12, 17, 21, 27, 28;
111/182, 77, 177, 184, 185, 200;
221/211; 198/814, 813, 816; 166/373,
166/260, 57

CPC A01C 7/046; A01C 7/04; A01C 7/044;
A01C 7/082; A01C 7/125; A01C 7/201;
A01C 7/084; A01C 7/127; A01C 7/206

See application file for complete search history.

(56) **References Cited**

U.S. PATENT DOCUMENTS

D311,743	S *	10/1990	Pope	D15/28
5,855,303	A	1/1999	Gregor		
6,681,706	B2 *	1/2004	Sauder et al.	111/171
D559,868	S *	1/2008	Nanlawala et al.	D15/27
7,661,377	B2 *	2/2010	Keaton et al.	111/185
8,276,529	B2 *	10/2012	Garner et al.	111/171
8,468,960	B2 *	6/2013	Garner et al.	111/171
8,522,699	B2 *	9/2013	Garner et al.	111/171
D696,699	S *	12/2013	Kopacz et al.	D15/32
8,671,856	B2 *	3/2014	Garner et al.	111/171
8,746,159	B2 *	6/2014	Garner et al.	111/182
8,789,482	B2 *	7/2014	Garner et al.	111/171
8,800,457	B2 *	8/2014	Garner et al.	111/171

8,813,663	B2 *	8/2014	Garner et al.	111/185
8,850,998	B2 *	10/2014	Garner et al.	111/200
8,869,719	B2 *	10/2014	Garner et al.	111/182
2005/0051342	A1 *	3/2005	Campbell et al.	166/380
2007/0039529	A1 *	2/2007	Sauder et al.	111/174
2009/0107686	A1 *	4/2009	Watson	166/381
2012/0067260	A1	3/2012	Garner et al.		

(Continued)

FOREIGN PATENT DOCUMENTS

WO 2013049198 4/2013

OTHER PUBLICATIONS

European Search Report for Related Application No. EP15152614, Dated Jun. 18, 2015.

Primary Examiner — Cynthia Ramirez

(74) *Attorney, Agent, or Firm* — Ingrassia, Fisher & Lorenz PC


(57) **CLAIM**

The ornamental design for a liner element, as shown and described.

DESCRIPTION

FIG. 1 is a side perspective view of a liner element, as shown in example seed delivery device environment;
FIG. 2 is a front perspective view thereof, shown without the seed delivery device environment;
FIG. 3 is a rear perspective view thereof;
FIG. 4 is a right side elevational view thereof;
FIG. 5 is a left side elevational view thereof;
FIG. 6 is a front view thereof;
FIG. 7 is a rear view thereof;
FIG. 8 is a top plan view thereof; and,
FIG. 9 is a bottom plan view thereof.
The broken line representations in the figures show unclaimed environment or boundaries, and thus form no part of the claimed design.

1 Claim, 5 Drawing Sheets



(56)

References Cited

U.S. PATENT DOCUMENTS

2013/0092369	A1*	4/2013	Stingerie	166/208	2014/0174763	A1*	6/2014	Zhong et al.	166/382
2014/0000906	A1*	1/2014	Williamson et al.	166/373	2014/0238285	A1*	8/2014	Schaffert	111/200
2014/0041881	A1*	2/2014	Dirksen et al.	166/382	2014/0238748	A1*	8/2014	DuBose et al.	175/57
					2015/0041125	A1*	2/2015	Perkins et al.	166/260

* cited by examiner

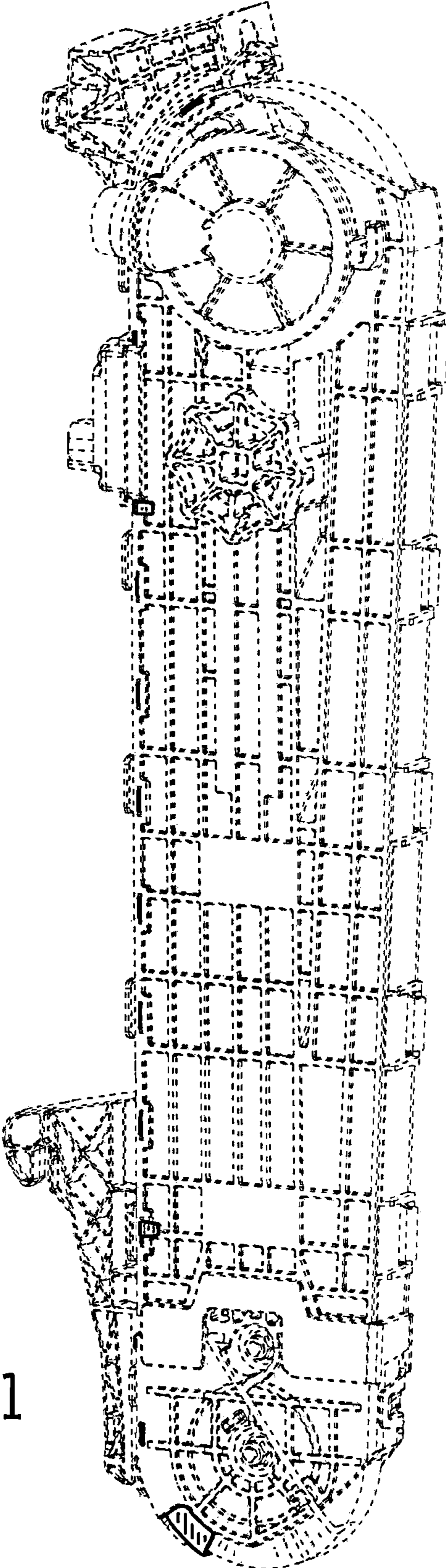


FIG. 1

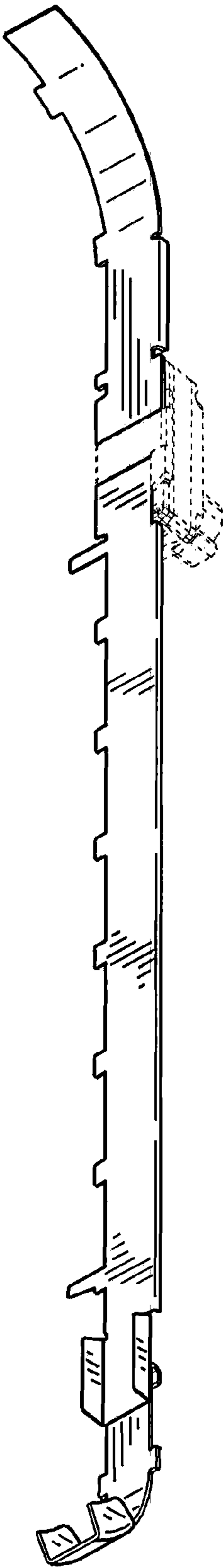


FIG. 2

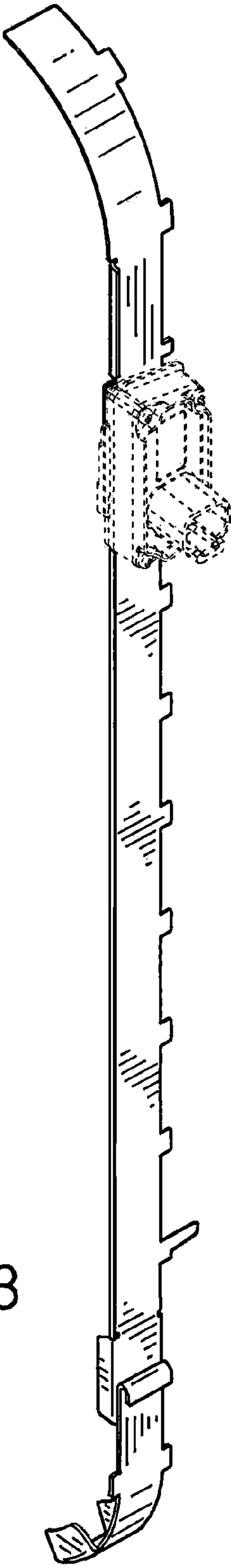


FIG. 3

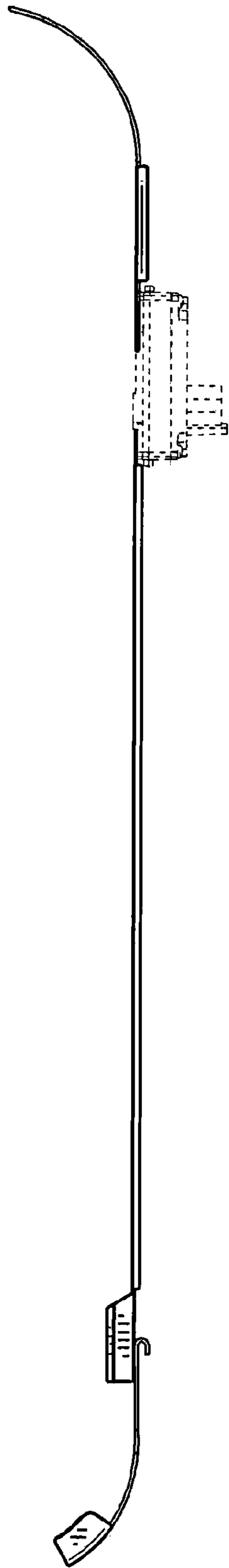


FIG. 4

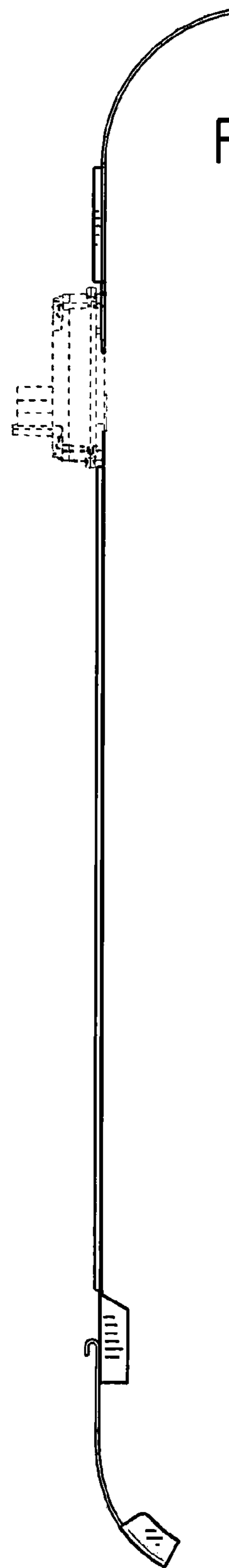


FIG. 5

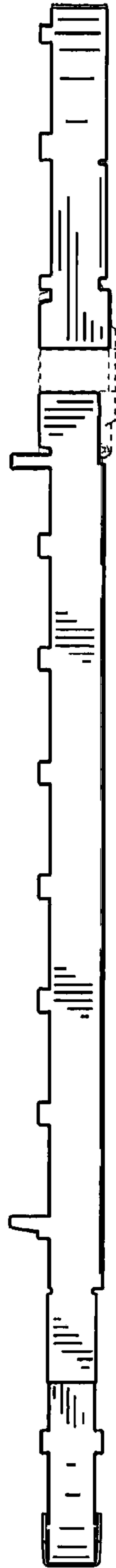


FIG. 6

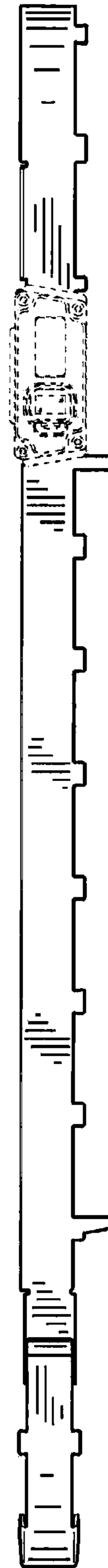


FIG. 7

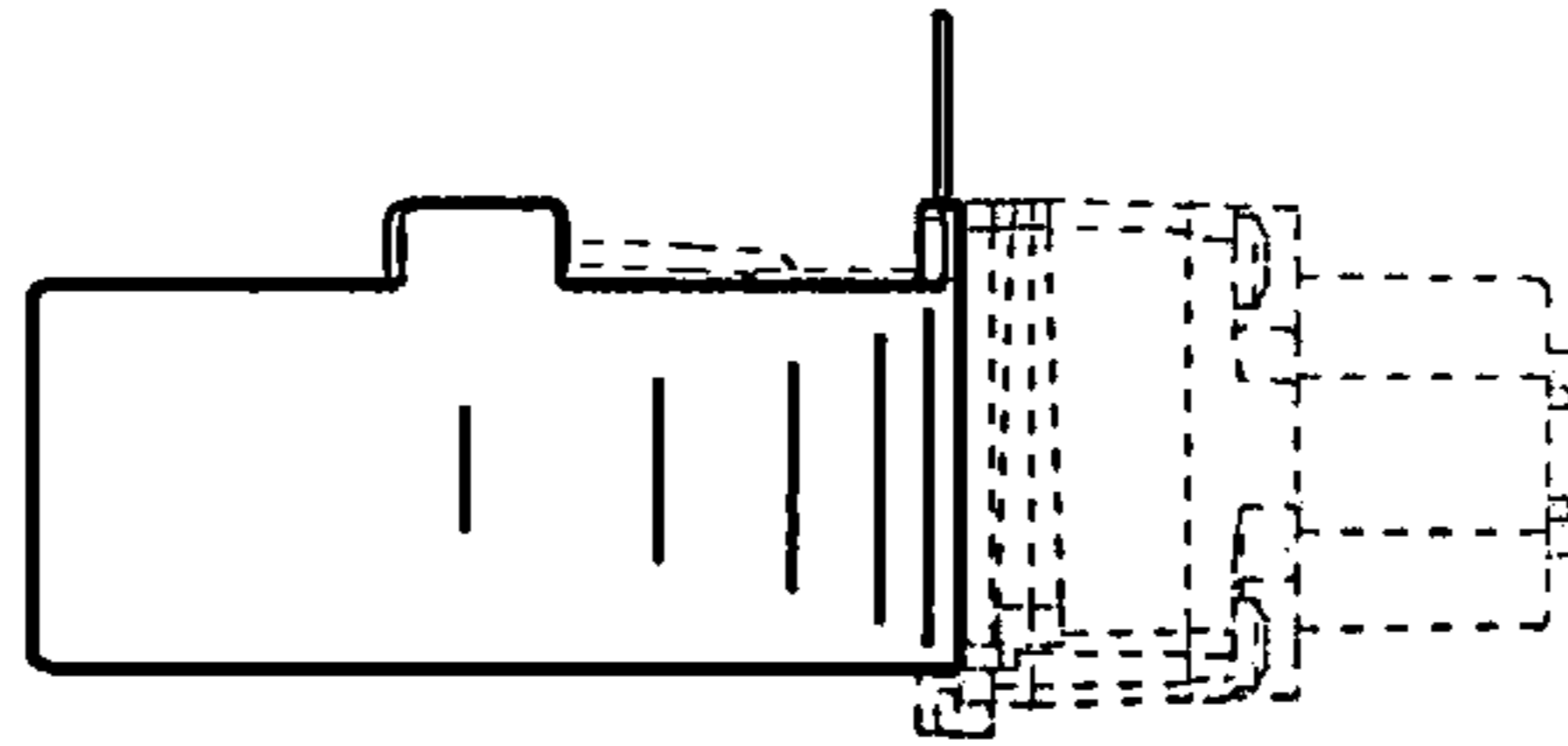


FIG. 8

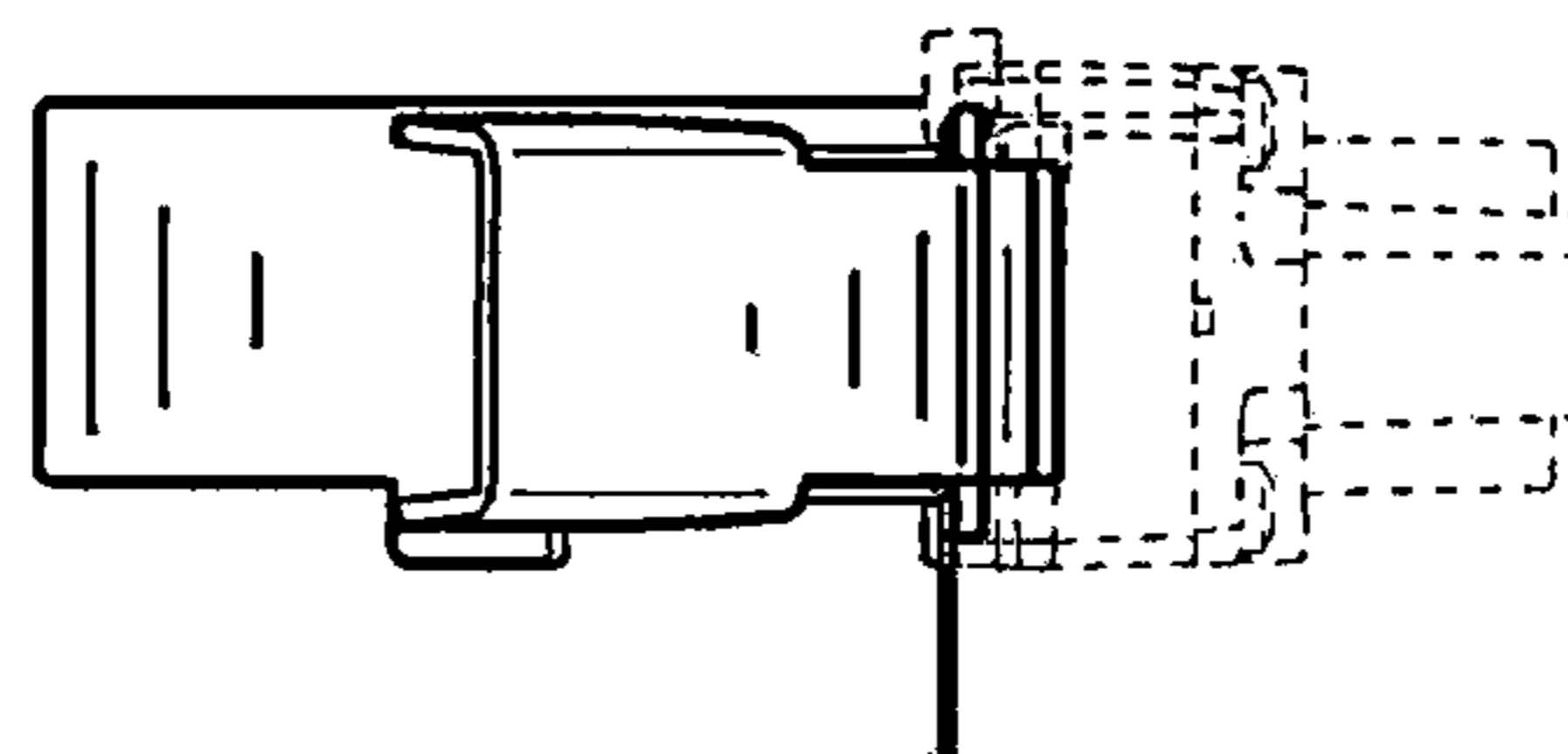


FIG. 9