



US00D743944S

(12) **United States Design Patent**
Karrman

(10) **Patent No.:** **US D743,944 S**

(45) **Date of Patent:** **** Nov. 24, 2015**

(54) **REMOTE CONTROL**

(71) Applicant: **Sony Mobile Communications AB,**
Lund (SE)

(72) Inventor: **Elin Karrman,** Lund (SE)

(73) Assignee: **Sony Mobile Communications AB,**
Lund (SE)

(**) Term: **14 Years**

(21) Appl. No.: **29/485,268**

(22) Filed: **Mar. 18, 2014**

(30) **Foreign Application Priority Data**

Nov. 15, 2013 (EM) 002346106

(51) **LOC (10) Cl.** **14-03**

(52) **U.S. Cl.**
USPC **D14/218**

(58) **Field of Classification Search**
USPC D14/174, 217-218, 511; D13/162-164,
D13/168, 454
CPC . G08C 23/04; G05D 1/0038; H04N 5/23203;
H04N 7/142; H03G 9/02; H03G 3/001;
H03G 1/02; H03G 3/04
See application file for complete search history.

(56) **References Cited**

U.S. PATENT DOCUMENTS

D531,586 S	*	11/2006	Poulet	D13/168
D533,514 S	*	12/2006	Hidalgo	D13/168
D568,827 S	*	5/2008	Ikeda et al.	D13/168
D580,456 S	*	11/2008	Oh et al.	D14/496
D584,741 S	*	1/2009	Sheba et al.	D14/496
D585,077 S	*	1/2009	Sheba et al.	D14/496
D625,693 S	*	10/2010	Charleux	D13/168
D629,764 S	*	12/2010	de Swarte et al.	D13/168
D631,851 S	*	2/2011	Smith et al.	D13/168
D633,478 S	*	3/2011	Bolton	D14/218

D647,510 S	*	10/2011	Maier et al.	D14/218
D661,688 S	*	6/2012	Weitgasser	D14/218
D661,689 S	*	6/2012	Weitgasser	D14/218
D663,289 S	*	7/2012	Murchison et al.	D14/218
D669,452 S	*	10/2012	Akana et al.	D14/218
D703,186 S	*	4/2014	Zaslavsky et al.	D14/218
D714,761 S	*	10/2014	O'Neil	D14/218
D714,762 S	*	10/2014	O'Neil	D14/218

(Continued)

FOREIGN PATENT DOCUMENTS

CN	302010336	*	7/2012
JP	D1316187	*	12/2007

(Continued)

OTHER PUBLICATIONS

Amazon.com: Sony Remote and Handset Brh10: Cell Phones & Accessories, review date Oct. 29, 2014, online, <http://www.amazon.com/Sony-Remote-and-Handset-Brh10/dp/B00IKFB3XA>, [site visited Aug. 5, 2015 2:14:31 PM].*

Primary Examiner — John Windmuller

Assistant Examiner — John R Yeh

(74) *Attorney, Agent, or Firm* — Renner, Otto, Boisselle & Sklar, LLP

(57) **CLAIM**

The ornamental design for a remote control, as shown and described.

DESCRIPTION

FIG. 1 is a perspective view of a remote control showing my new design.

FIG. 2 is a front view thereof.

FIG. 3 is a rear view thereof.

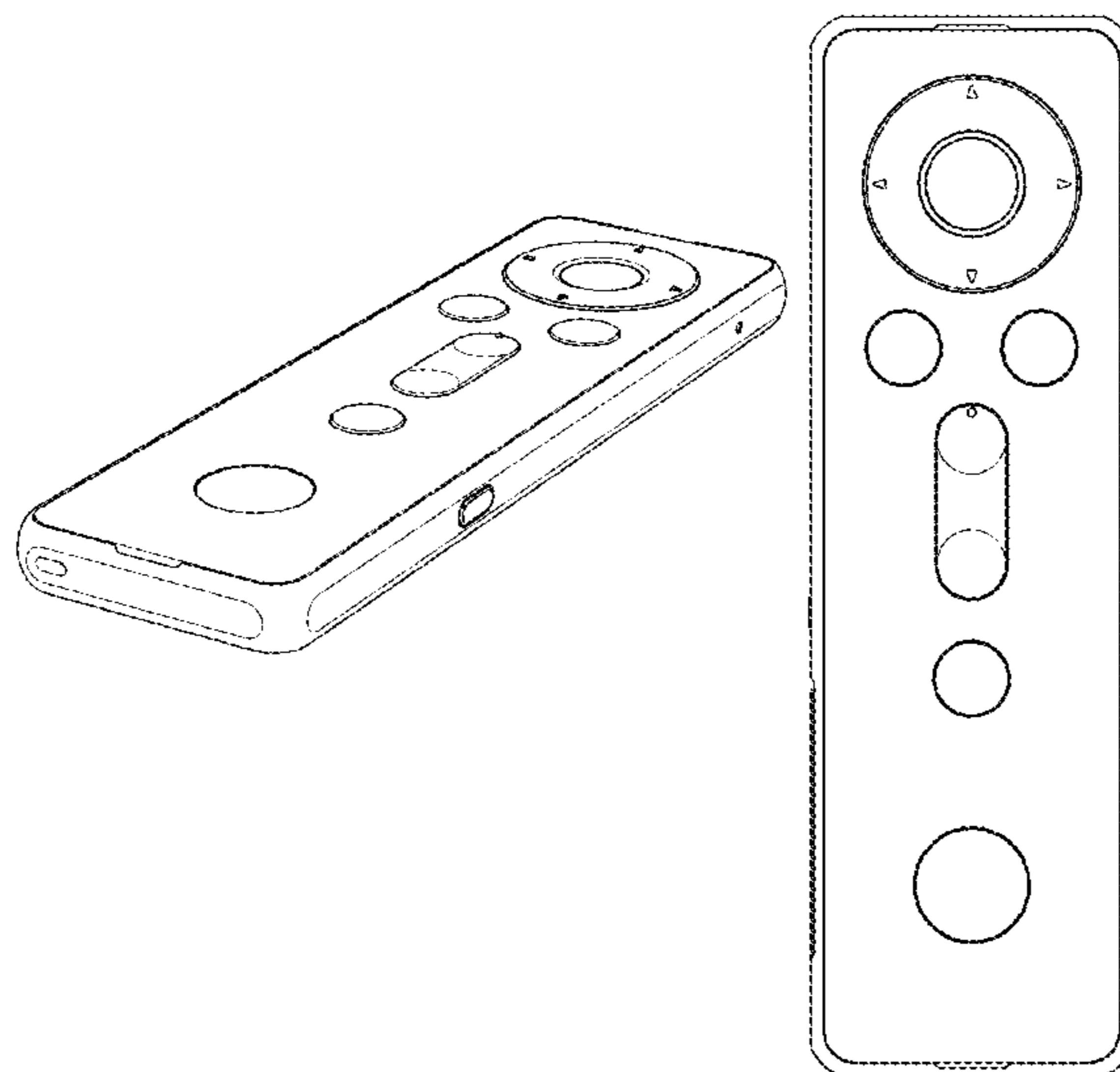
FIG. 4 is a left side view thereof.

FIG. 5 is a right side view thereof.

FIG. 6 is a top view thereof; and,

FIG. 7 is a bottom view thereof.

1 Claim, 4 Drawing Sheets



US D743,944 S

Page 2

(56)

References Cited

FOREIGN PATENT DOCUMENTS

U.S. PATENT DOCUMENTS

2005/0030434 A1 * 2/2005 Sata et al. 348/734
2012/0265538 A1 * 10/2012 Gustafsson et al. 704/275
2015/0146095 A1 * 5/2015 Yano 348/376

KR 300386748 0000 * 7/2005
KR 30-0509578 10/2008
KR 300560014 0000 * 5/2010

* cited by examiner

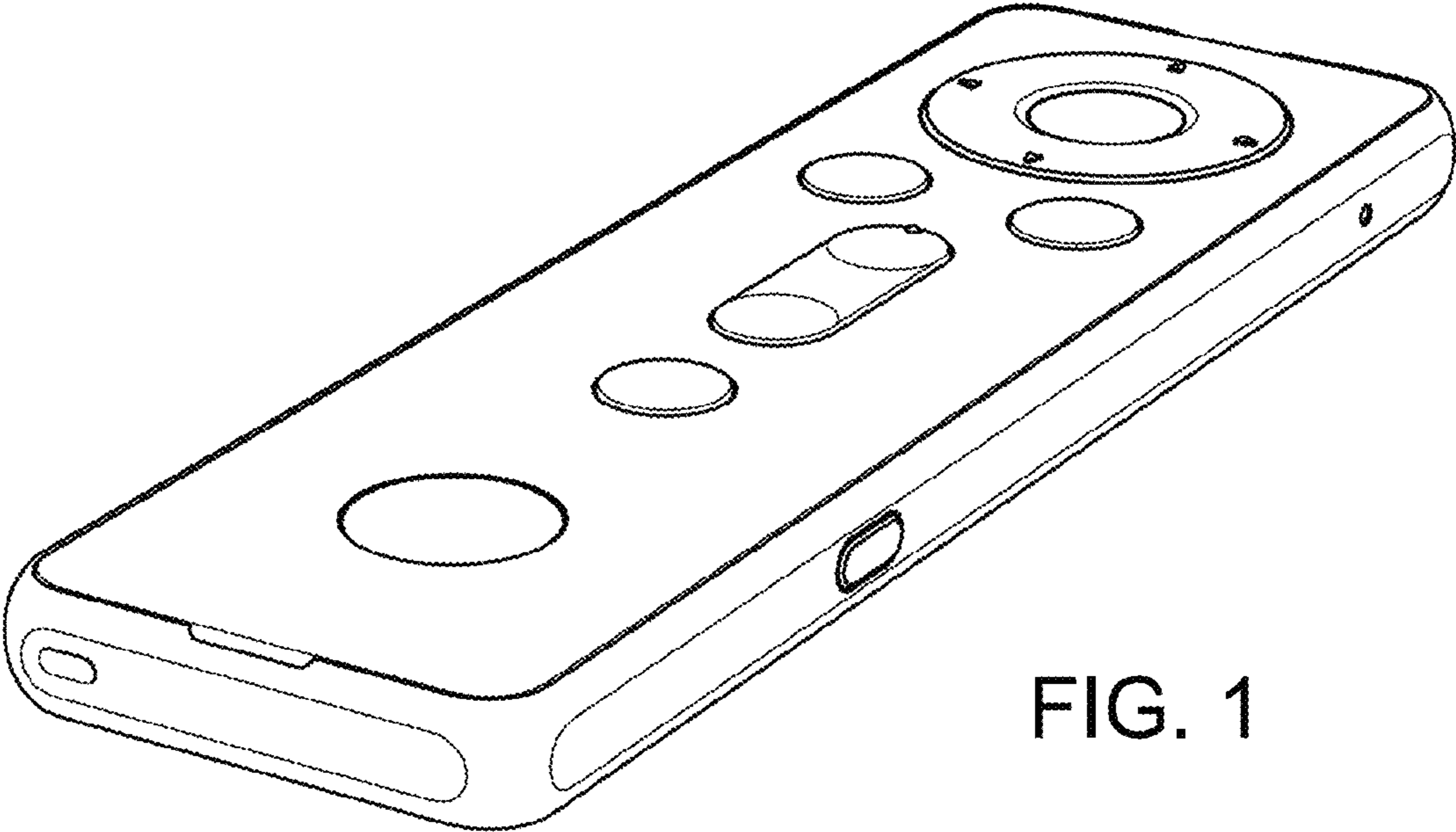


FIG. 1

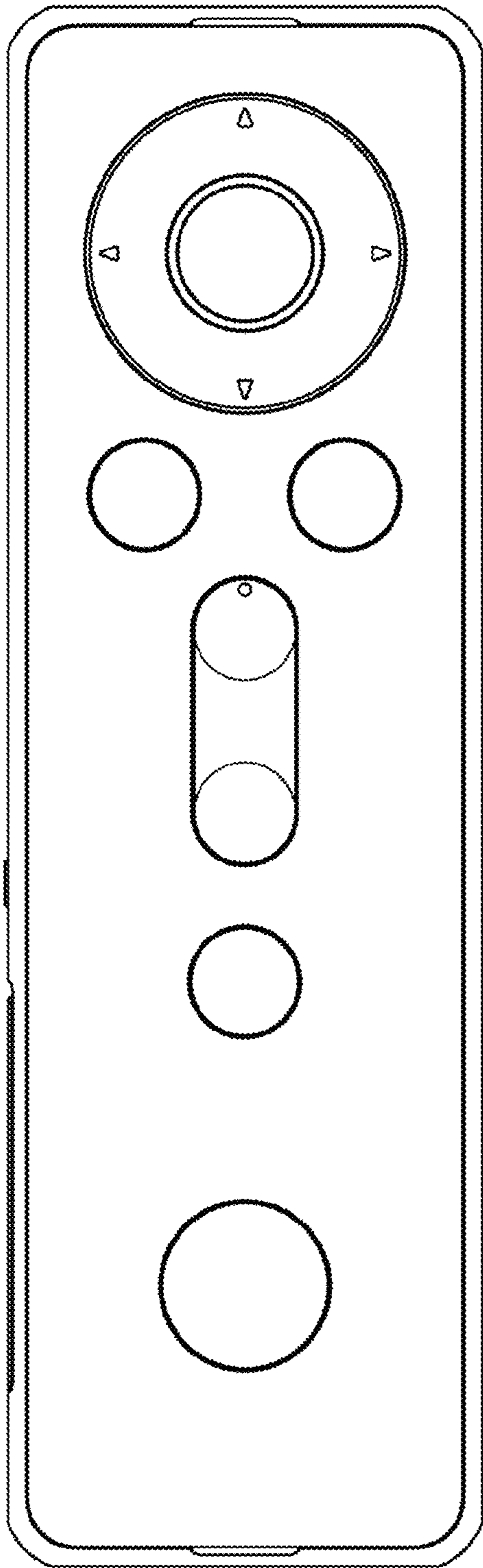


FIG. 2




FIG. 3

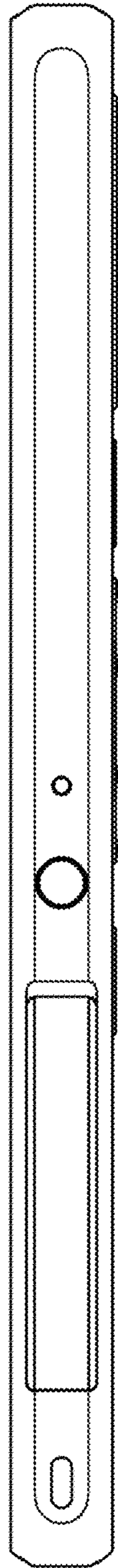


FIG. 4




FIG. 5




FIG. 6




FIG. 7