



US00D743936S

(12) **United States Design Patent**  
**Cloarec et al.**

(10) **Patent No.:** **US D743,936 S**

(45) **Date of Patent:** **\*\* Nov. 24, 2015**

(54) **SPEAKER**

(71) Applicants: **Jean-Michel Cloarec**, Saint-Ave (FR);  
**Jerome Plumer**, Sene (FR); **Brice**  
**Madec**, Vannes (FR)

(72) Inventors: **Jean-Michel Cloarec**, Saint-Ave (FR);  
**Jerome Plumer**, Sene (FR); **Brice**  
**Madec**, Vannes (FR)

(73) Assignee: **GUILLEMOT CORPORATION S.A.**,  
Chantepie Cedex (FR)

(\*\*) Term: **14 Years**

(21) Appl. No.: **29/460,196**

(22) Filed: **Jul. 9, 2013**

(30) **Foreign Application Priority Data**

Apr. 17, 2013 (EM) ..... 002222190-0001

(51) **LOC (10) Cl.** ..... **14-03**

(52) **U.S. Cl.**

USPC ..... **D14/210**; D14/214

(58) **Field of Classification Search**

USPC ..... D14/167, 168, 170–172, 188, 194–196,  
D14/204, 207, 209.1, 210–216, 219, 221,  
D14/222, 224, 496; 181/143, 144, 147, 148,  
181/150, 153, 157, 198, 199; 381/300–303,  
381/306, 332, 333, 336, 345, 361–364,  
381/386–388; 369/6–12

See application file for complete search history.

(56) **References Cited**

U.S. PATENT DOCUMENTS

D513,746	S	*	1/2006	Allen	.....	D14/216
D534,897	S	*	1/2007	Bhakta	.....	D14/214
D551,208	S	*	9/2007	Yano	.....	D14/214
D573,134	S	*	7/2008	Milks et al.	.....	D14/214
D653,652	S	*	2/2012	Kroyer	.....	D14/214
D672,333	S	*	12/2012	Lin et al.	.....	D14/212
D686,192	S	*	7/2013	Widner et al.	.....	D14/212
D698,338	S	*	1/2014	Ingham et al.	.....	D14/218

FOREIGN PATENT DOCUMENTS

CN	201230469008	9/2012
SG	D2013/36 z	8/2013

OTHER PUBLICATIONS

<http://sound.zol.com.cn/337/3370612.html>, (Nov. 23, 2012).

\* cited by examiner

*Primary Examiner* — Keli L Hill

(74) *Attorney, Agent, or Firm* — Blakely Sokoloff Taylor & Zafman LLP

(57) **CLAIM**

The ornamental design for a speaker, as shown and described.

**DESCRIPTION**

FIG. 1 is a front, top and left perspective view.

FIG. 2 is a front elevation.

FIG. 3 is a top plan view.

FIG. 4 is a bottom plan view.

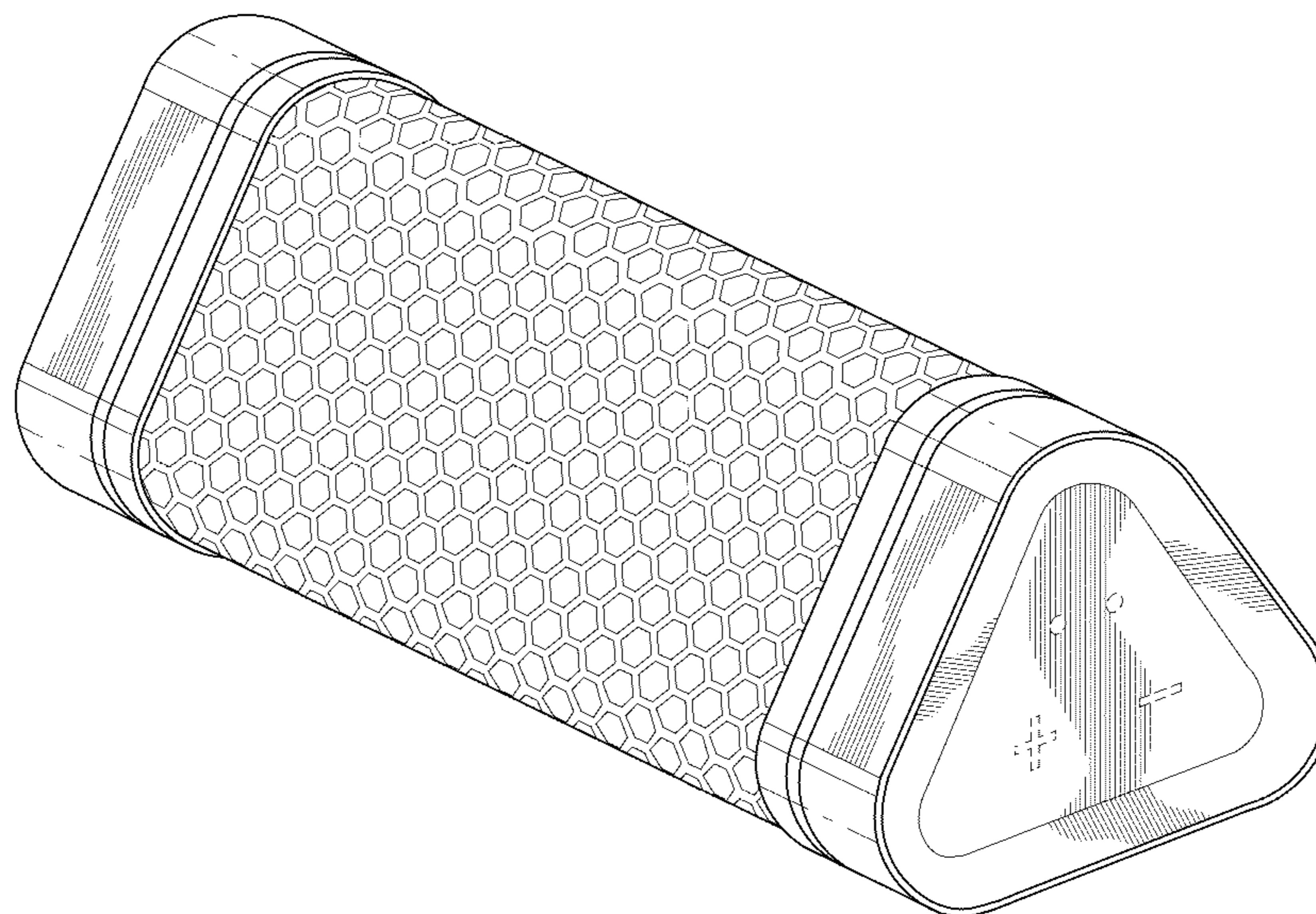
FIG. 5 is a rear elevation.

FIG. 6 is a left side elevation; and,

FIG. 7 is a right side elevation.

The broken lines shown are included for the purposes of illustrating portions of the speaker that form no part of the claim.

**1 Claim, 4 Drawing Sheets**



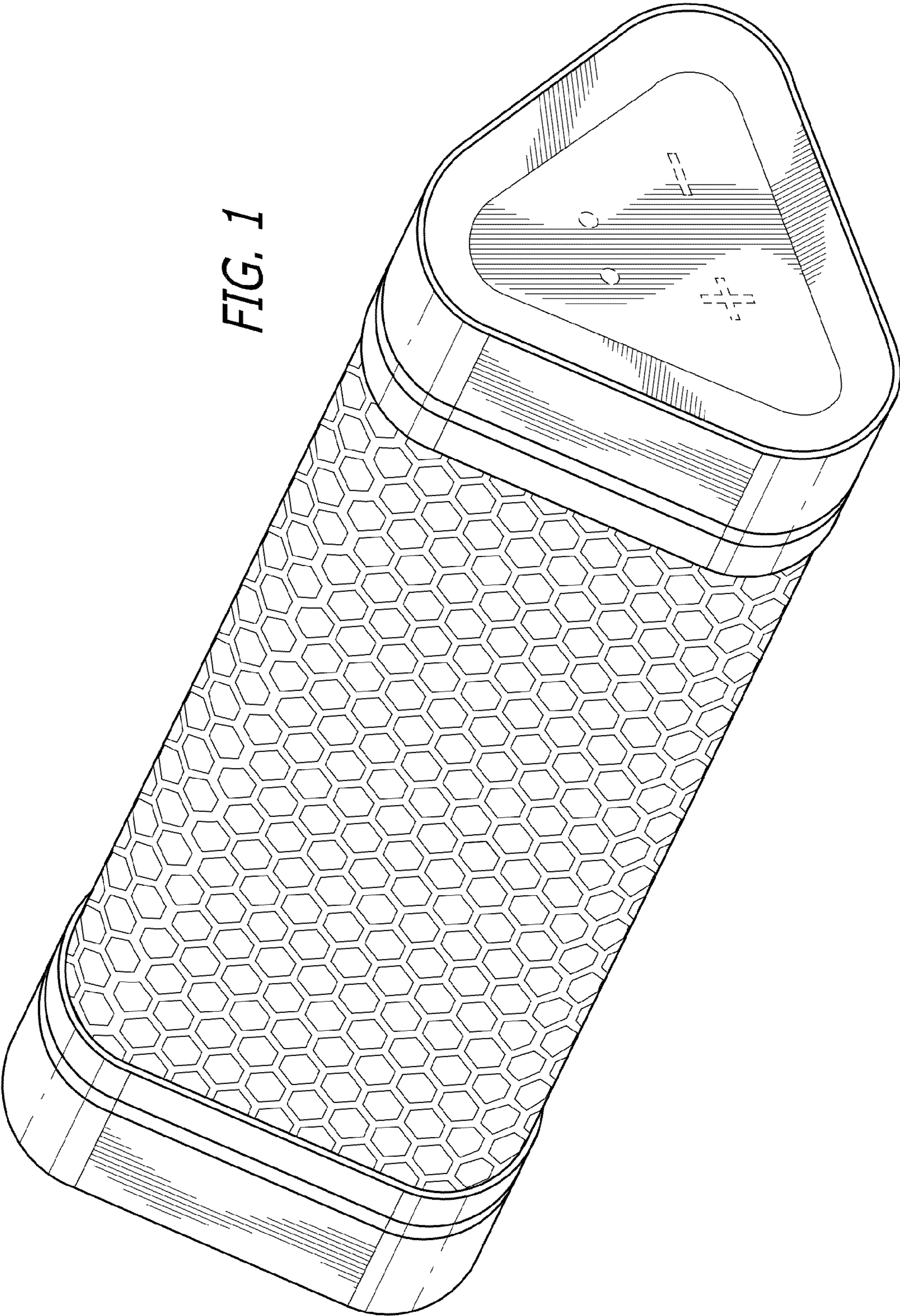


FIG. 1



FIG. 2




FIG. 3




FIG. 4

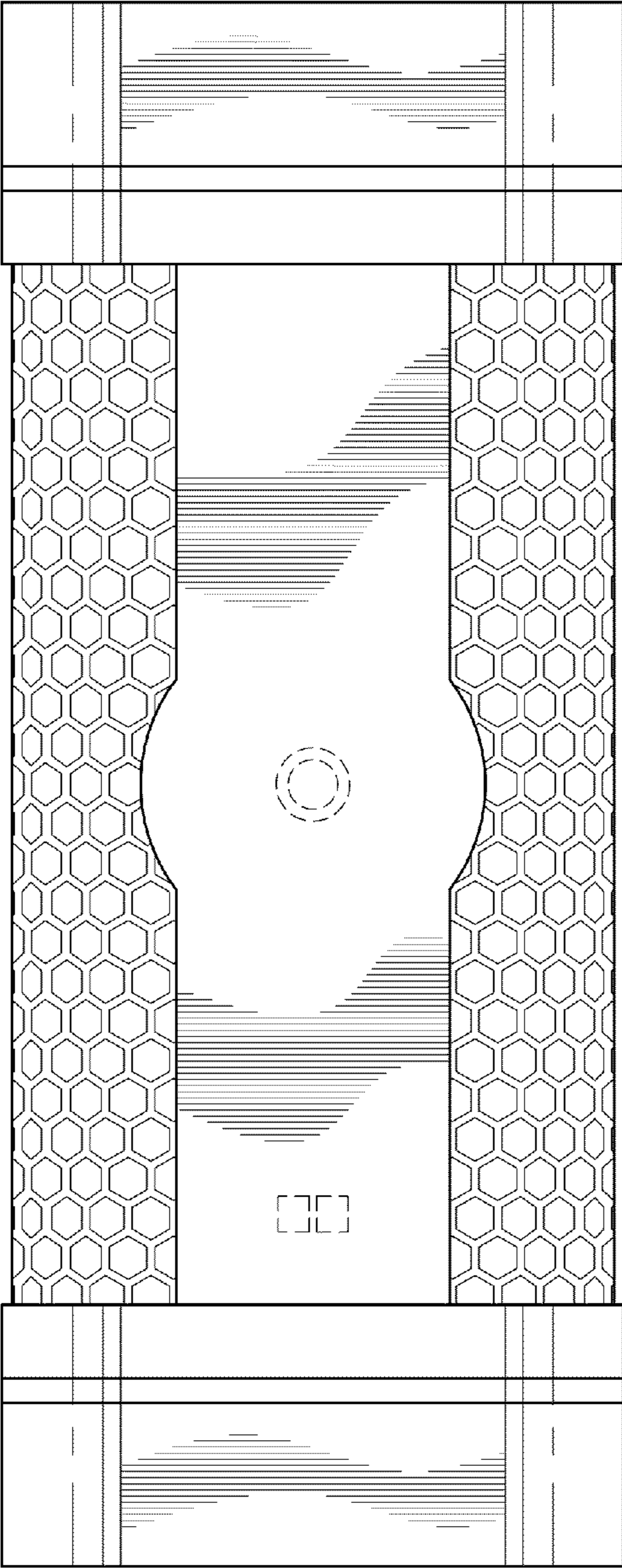

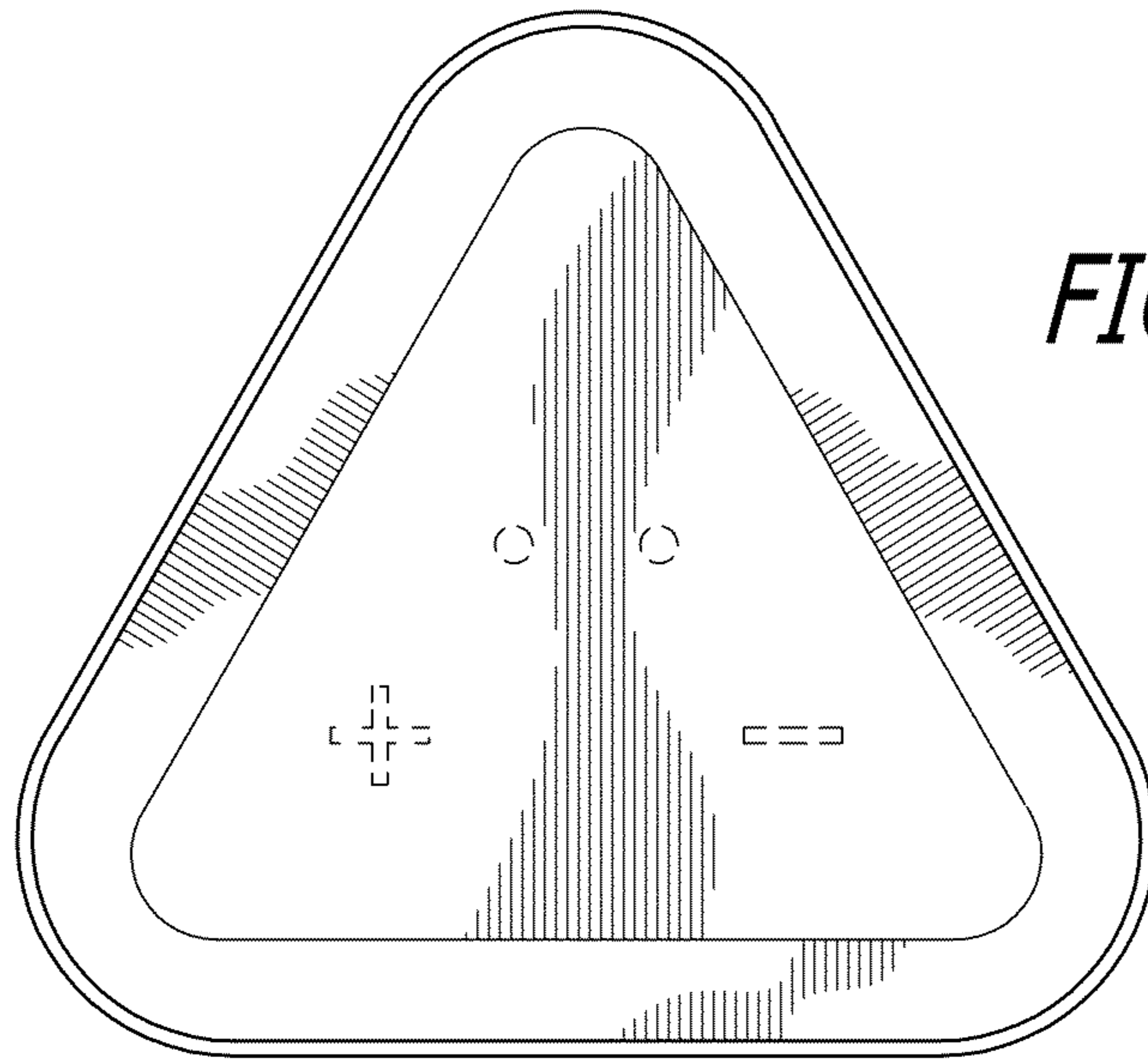


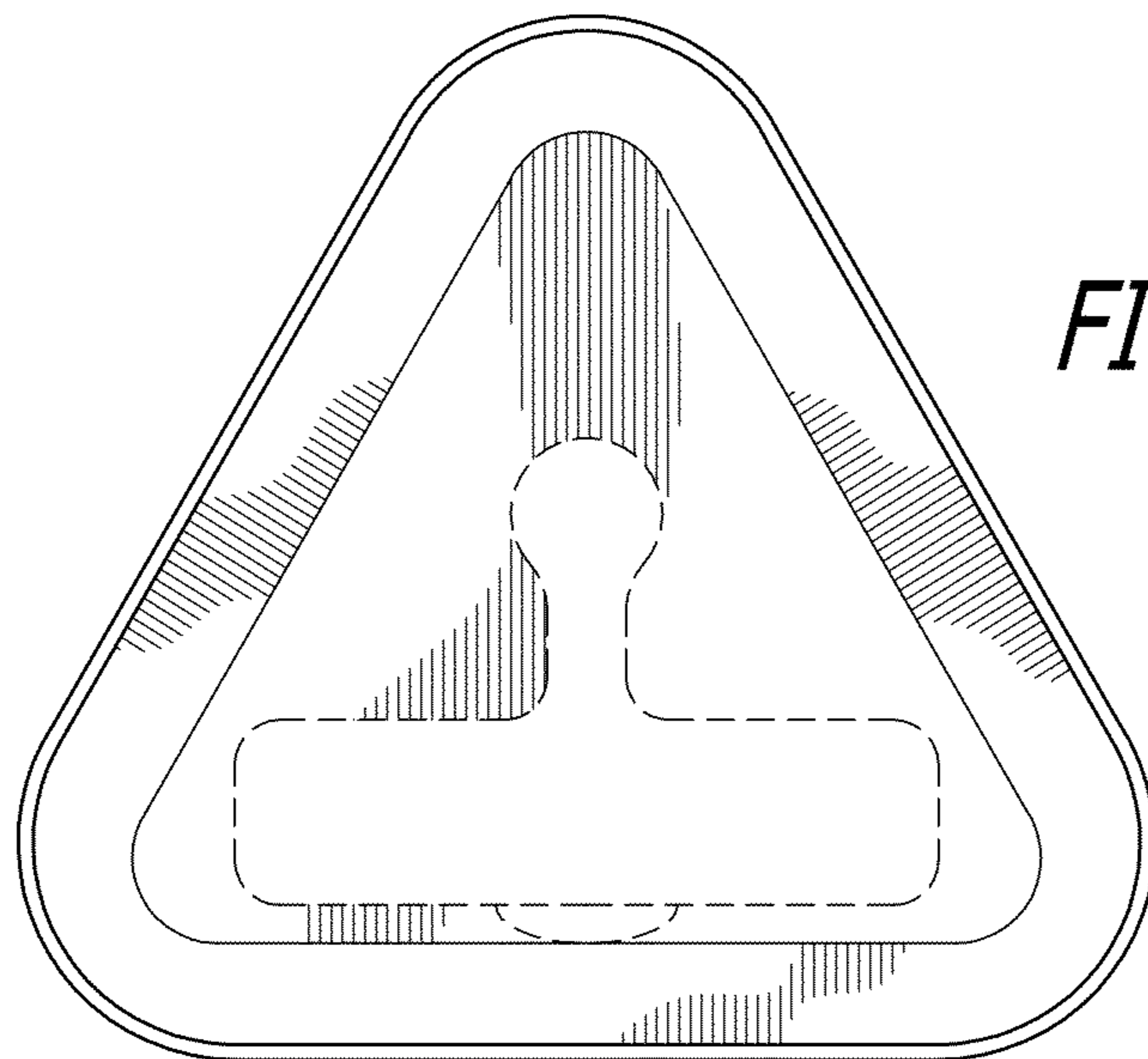
FIG. 5







*FIG. 6*



*FIG. 7*